



US00D623834S

(12) **United States Design Patent**  
**Parisotto et al.**

(10) **Patent No.:** **US D623,834 S**

(45) **Date of Patent:** **\*\* Sep. 21, 2010**

(54) **FOOTWEAR**

(75) Inventors: **Davide Parisotto**, Asolo (IT); **Heinrich Mariacher**, Carezza (IT)

(73) Assignee: **Calzaturificio S.C.A.R.P.A. S.p.A.**, Asolo (IT)

(\*\*) Term: **14 Years**

(21) Appl. No.: **29/286,789**

(22) Filed: **May 17, 2007**

(30) **Foreign Application Priority Data**

Nov. 17, 2006 (EM) ..... 624192

(51) **LOC (9) Cl.** ..... **02-04**

(52) **U.S. Cl.** ..... **D2/912**

(58) **Field of Classification Search** ..... D2/896,  
D2/902-907, 909-912, 943, 969, 970, 972-974;  
36/45, 11.5, 77 M, 77 R, 7.5, 110, 113, 114,  
36/115, 116, 7.1 R, 7.4, 83-89

See application file for complete search history.

(56) **References Cited**

**U.S. PATENT DOCUMENTS**

D339,223 S *	9/1993	Crowley	.....	D2/912
D346,899 S *	5/1994	Hatfield et al.	.....	D2/970
D348,561 S *	7/1994	Lozano	.....	D2/969
D397,544 S *	9/1998	Egelja	.....	D2/912
D441,523 S *	5/2001	Matis et al.	.....	D2/970

D452,067 S *	12/2001	Matis et al.	.....	D2/969
D458,741 S *	6/2002	Rogers	.....	D2/969
D476,796 S *	7/2003	Meza et al.	.....	D2/902
D480,540 S *	10/2003	Hoyt et al.	.....	D2/896
D480,553 S *	10/2003	Adams et al.	.....	D2/969
D499,232 S *	12/2004	Sakai et al.	.....	D2/902
D520,719 S *	5/2006	Della Valle	.....	D2/908
D524,015 S *	7/2006	Burg	.....	D2/902
D538,517 S *	3/2007	Della Valle	.....	D2/907
D538,518 S *	3/2007	Della Valle	.....	D2/907

\* cited by examiner

*Primary Examiner*—Robert M Spear

*Assistant Examiner*—Rashida C McCoy

(74) *Attorney, Agent, or Firm*—Ladas and Parry LLP

(57) **CLAIM**

We claim the ornamental design for a footwear, as shown and described.

**DESCRIPTION**

FIG. 1 is a top plan view of a footwear showing our new design, the broken lines are shown for illustrative purposes only and form no part of the claimed design;

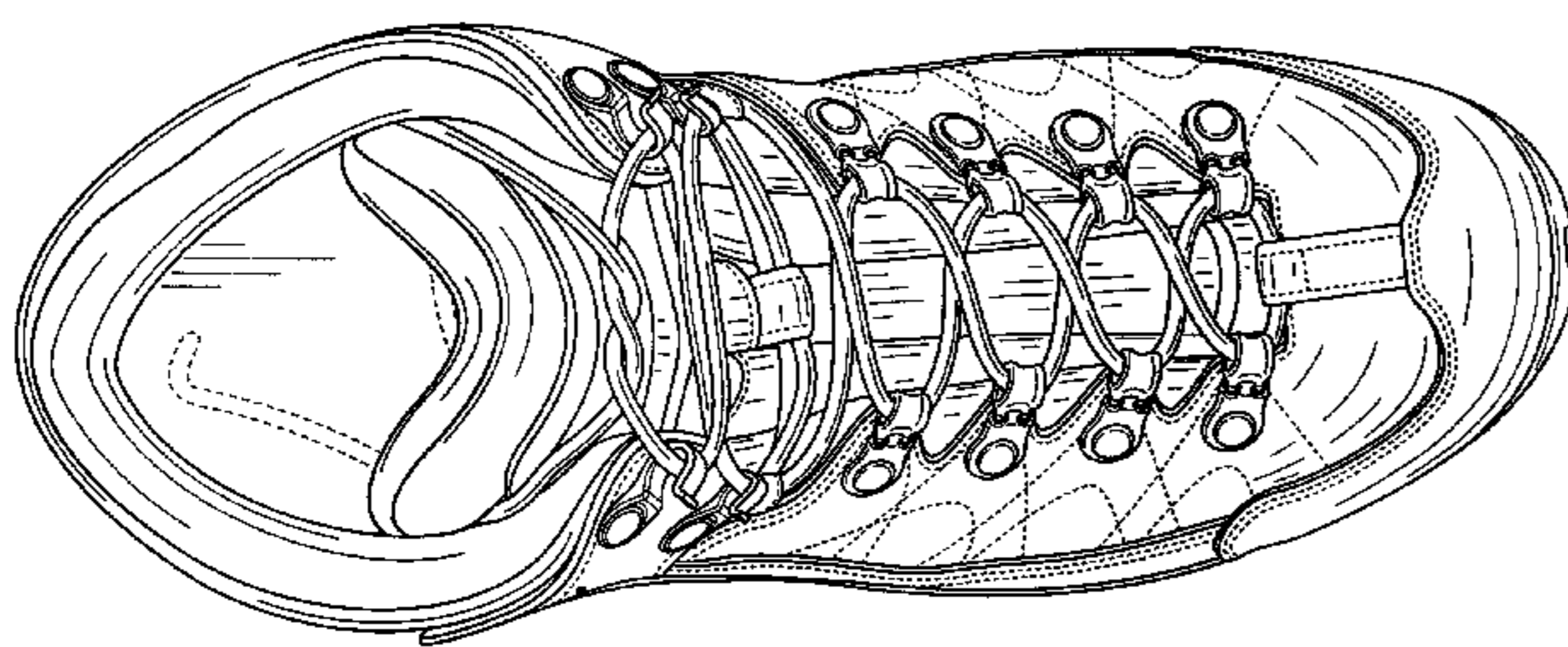
FIG. 2 is a left side elevational view thereof;

FIG. 3 is a right side elevational view thereof;

FIG. 4 is a front elevational view thereof; and,

FIG. 5 is a rear elevational view thereof.

**1 Claim, 5 Drawing Sheets**



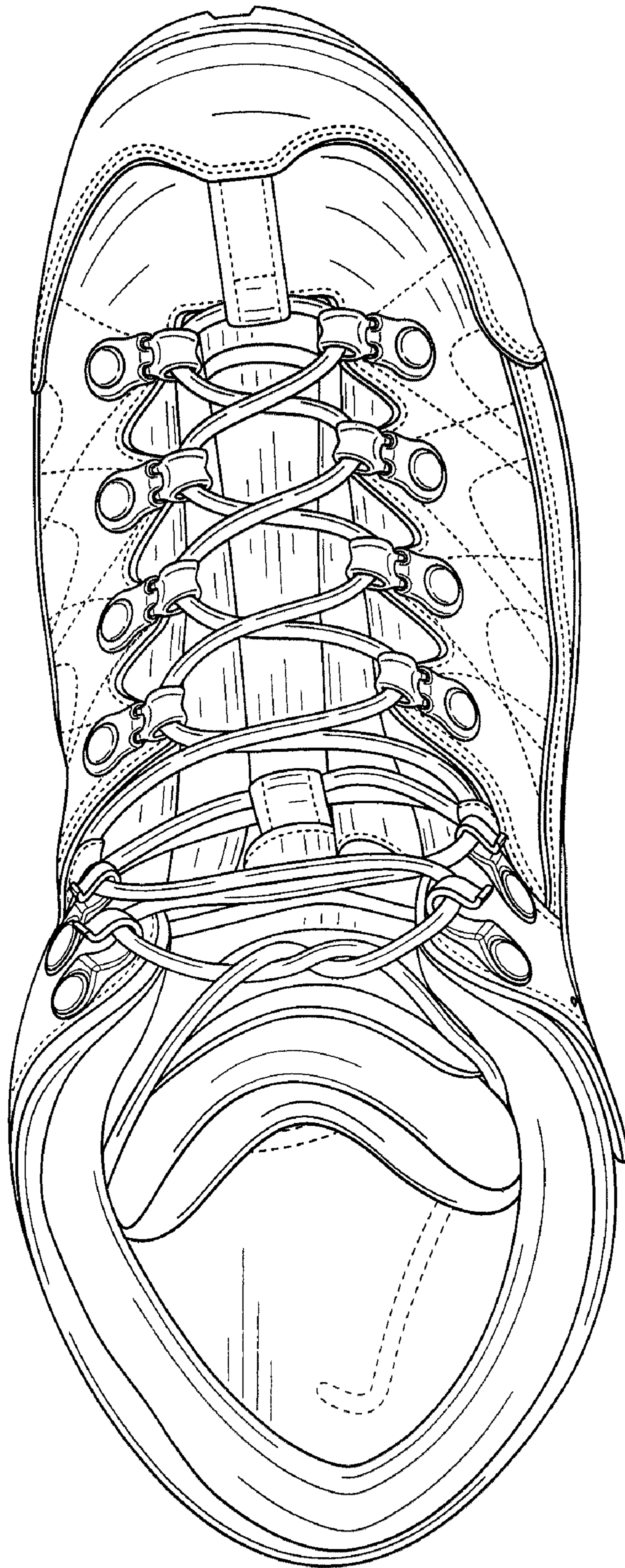


FIG. 1

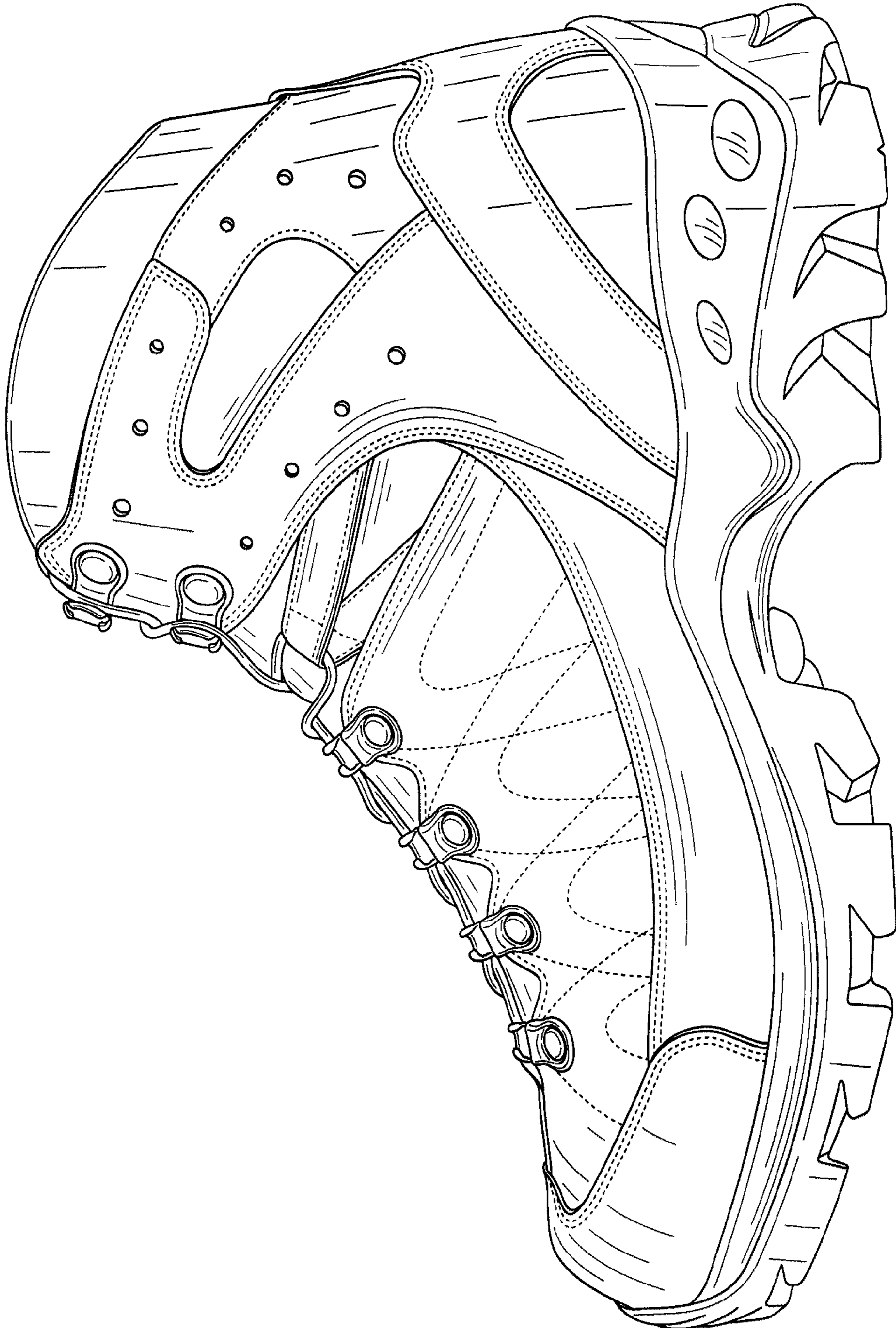


FIG. 2




FIG. 3

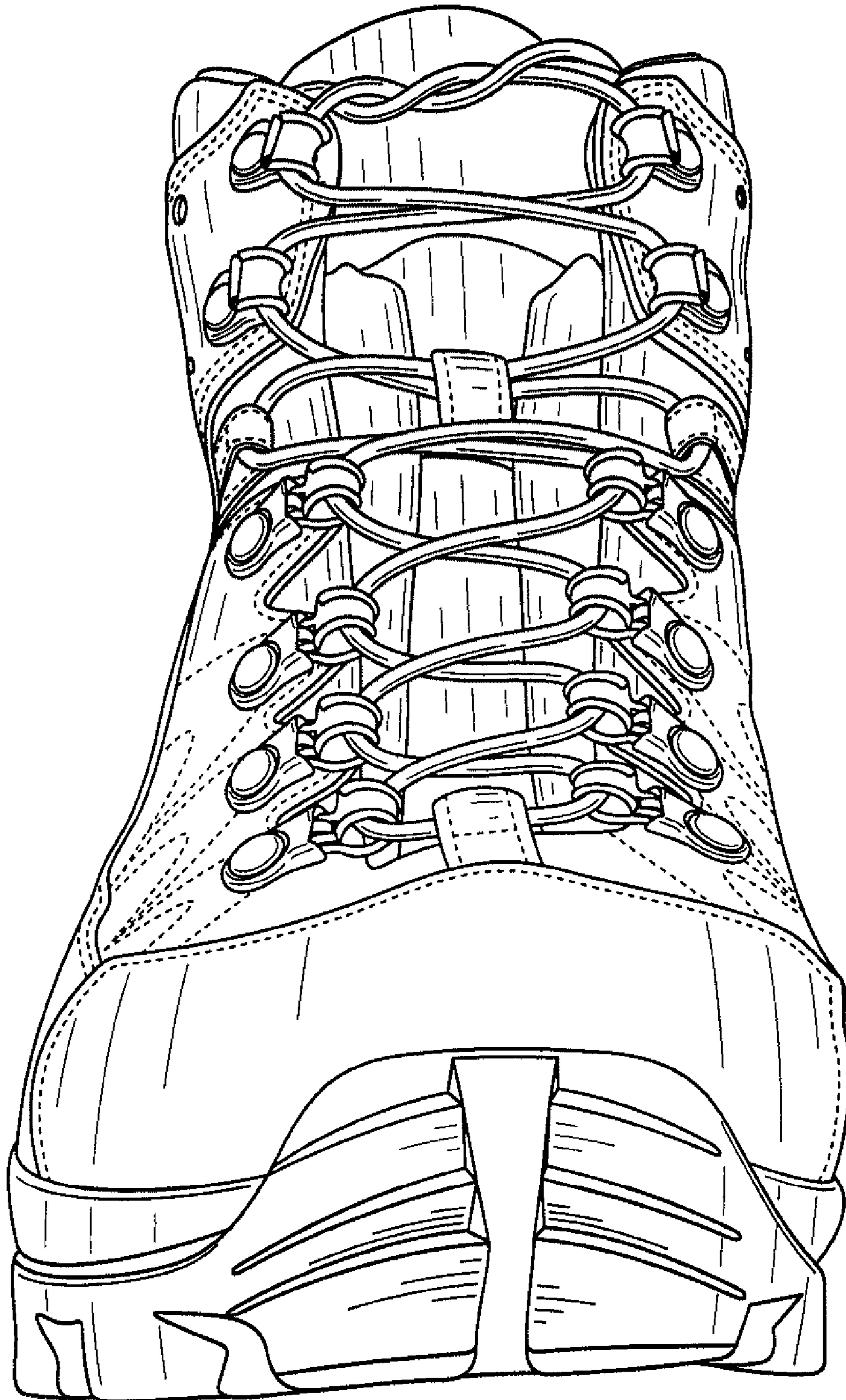


FIG. 4

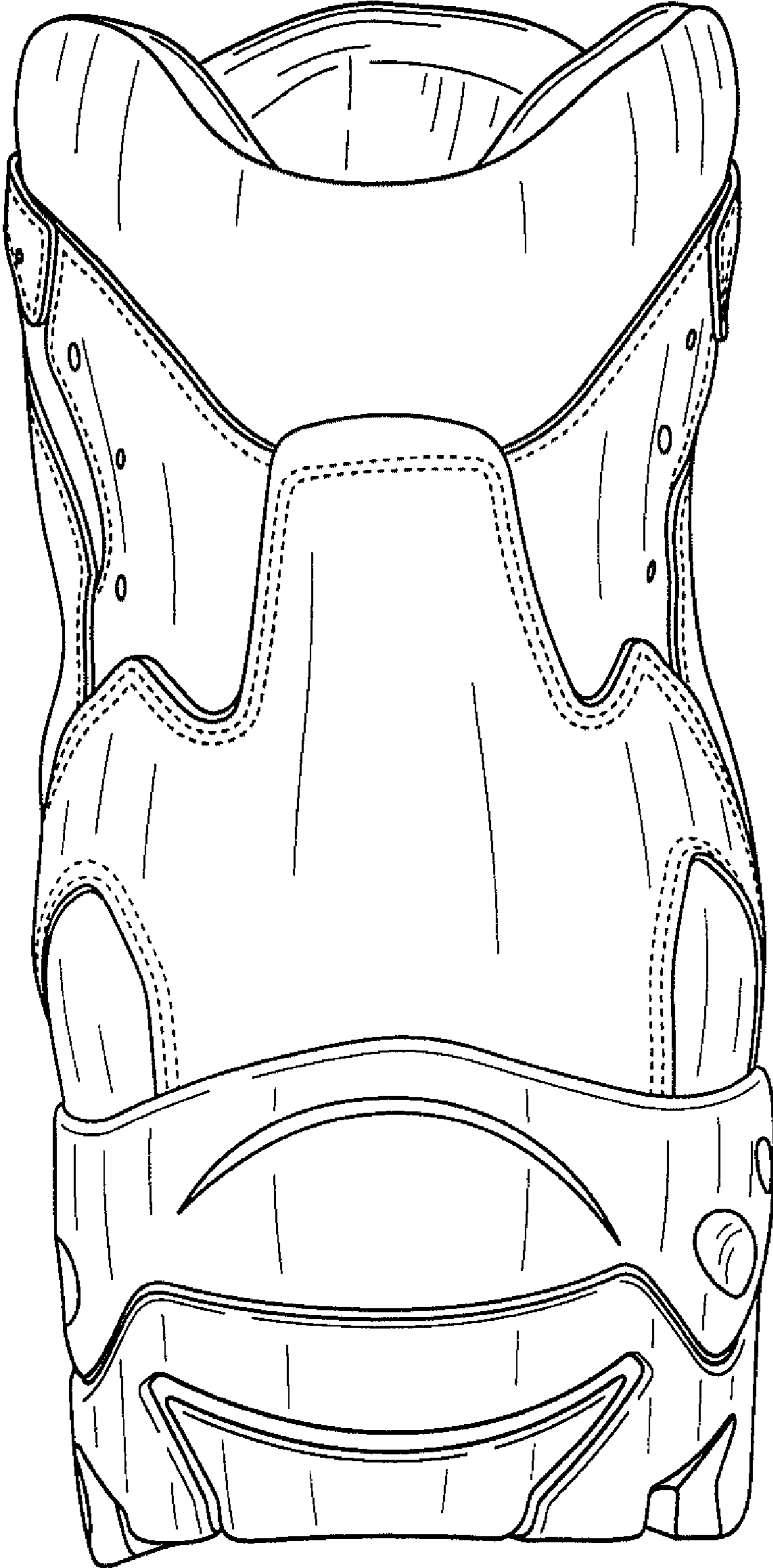


FIG. 5