



US00D623817S

(12) **United States Design Patent**
Yang et al.

(10) **Patent No.:** **US D623,817 S**
(45) **Date of Patent:** **** Sep. 14, 2010**

(54) **OVAL TRASH CAN**

D586,972 S * 2/2009 Yang et al. D34/7
D587,874 S * 3/2009 Lin D34/7

(75) Inventors: **Frank Yang**, Rancho Palos Verdes, CA (US); **Tzu-Hao Wei**, Hacienda Heights, CA (US); **Di-Fong Chang**, Torrance, CA (US); **Myk Lum**, Irvine, CA (US); **Adam Wade**, Rancho Santa Margarita, CA (US)

* cited by examiner

Primary Examiner—Cynthia E Ramirez
(74) *Attorney, Agent, or Firm*—Liu & Liu

(73) Assignee: **Simplehuman LLC**, Torrance, CA (US)

(57) **CLAIM**

(**) Term: **14 Years**

The ornamental design for an oval trash can, as shown and described.

(21) Appl. No.: **29/346,641**

DESCRIPTION

(22) Filed: **Nov. 3, 2009**

(51) **LOC (9) Cl.** **09-09**

FIG. 1 is a right perspective view of a oval trash can showing our new design;

(52) **U.S. Cl.** **D34/7**

FIG. 2 is a front view thereof;

(58) **Field of Classification Search** D34/1-11;
220/908-913, 262-264

FIG. 3 is a rear view thereof;

See application file for complete search history.

FIG. 4 is a top plan view thereof;

FIG. 5 is a bottom plan view thereof;

(56) **References Cited**


U.S. PATENT DOCUMENTS

D351,698 S * 10/1994 Brusing D34/1
D580,613 S * 11/2008 Yang et al. D34/7

FIG. 6 is a left side view thereof; and,

FIG. 7 is a right side view thereof.

1 Claim, 7 Drawing Sheets






FIG. 1




FIG. 2

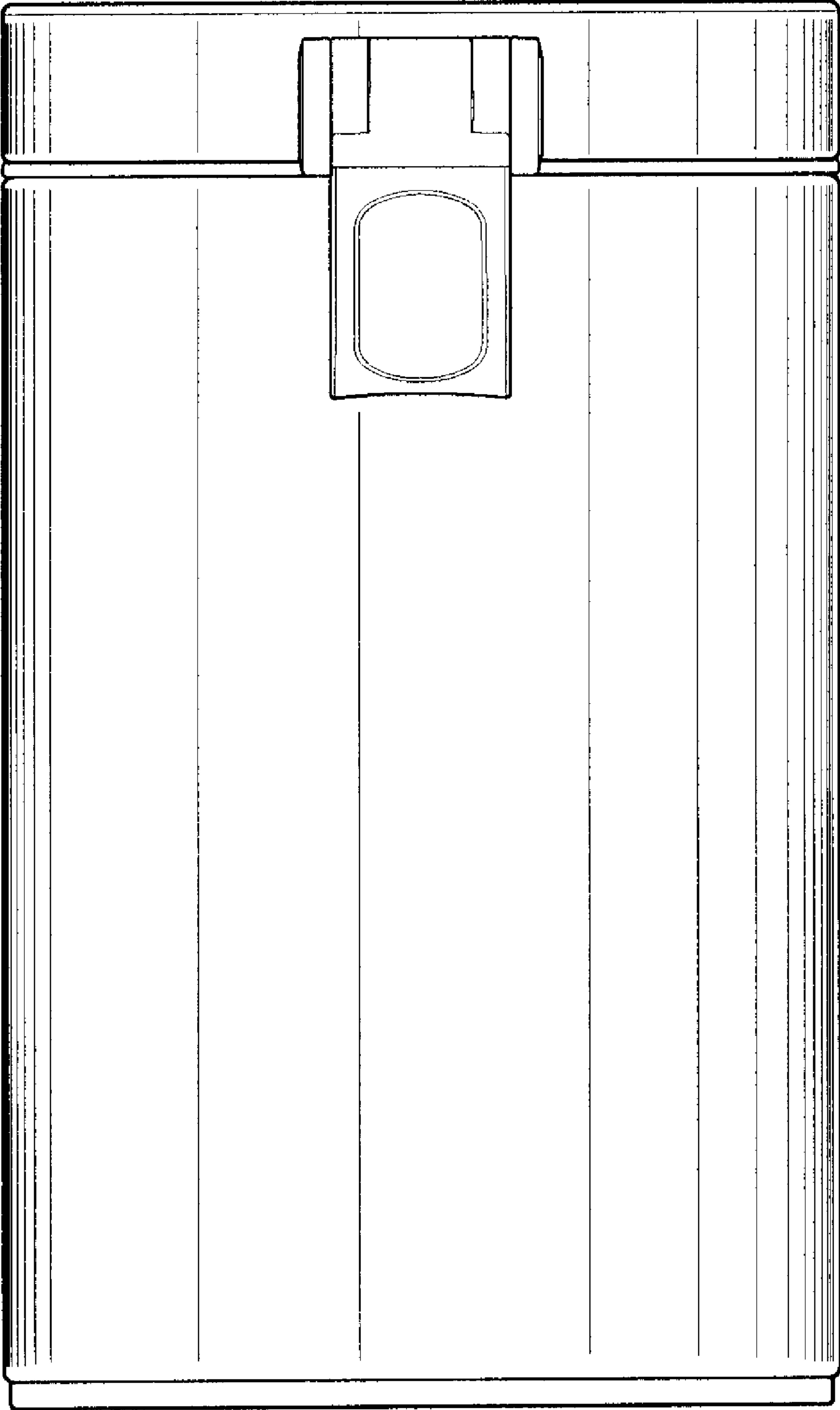


FIG. 3

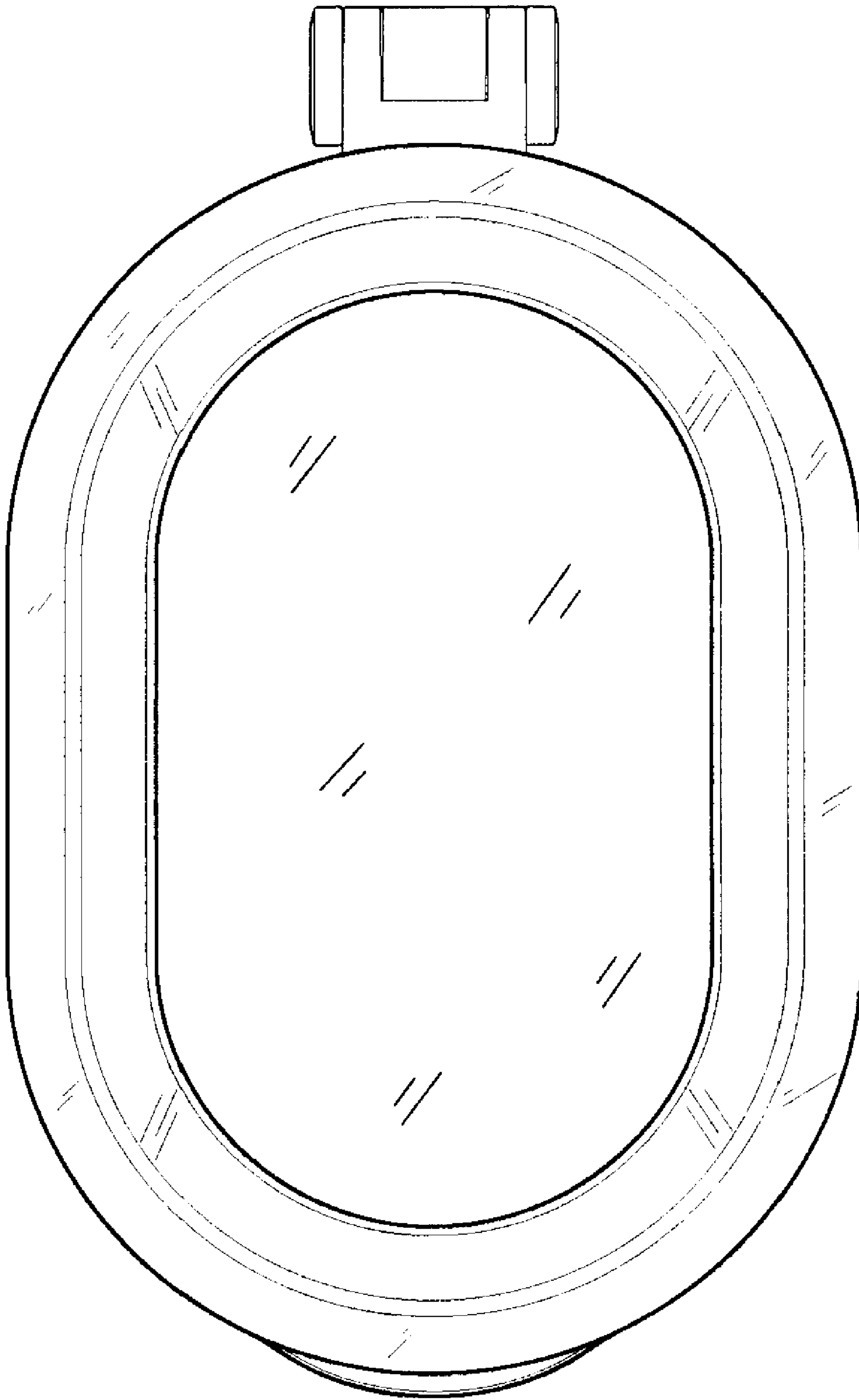


FIG. 4




FIG. 5

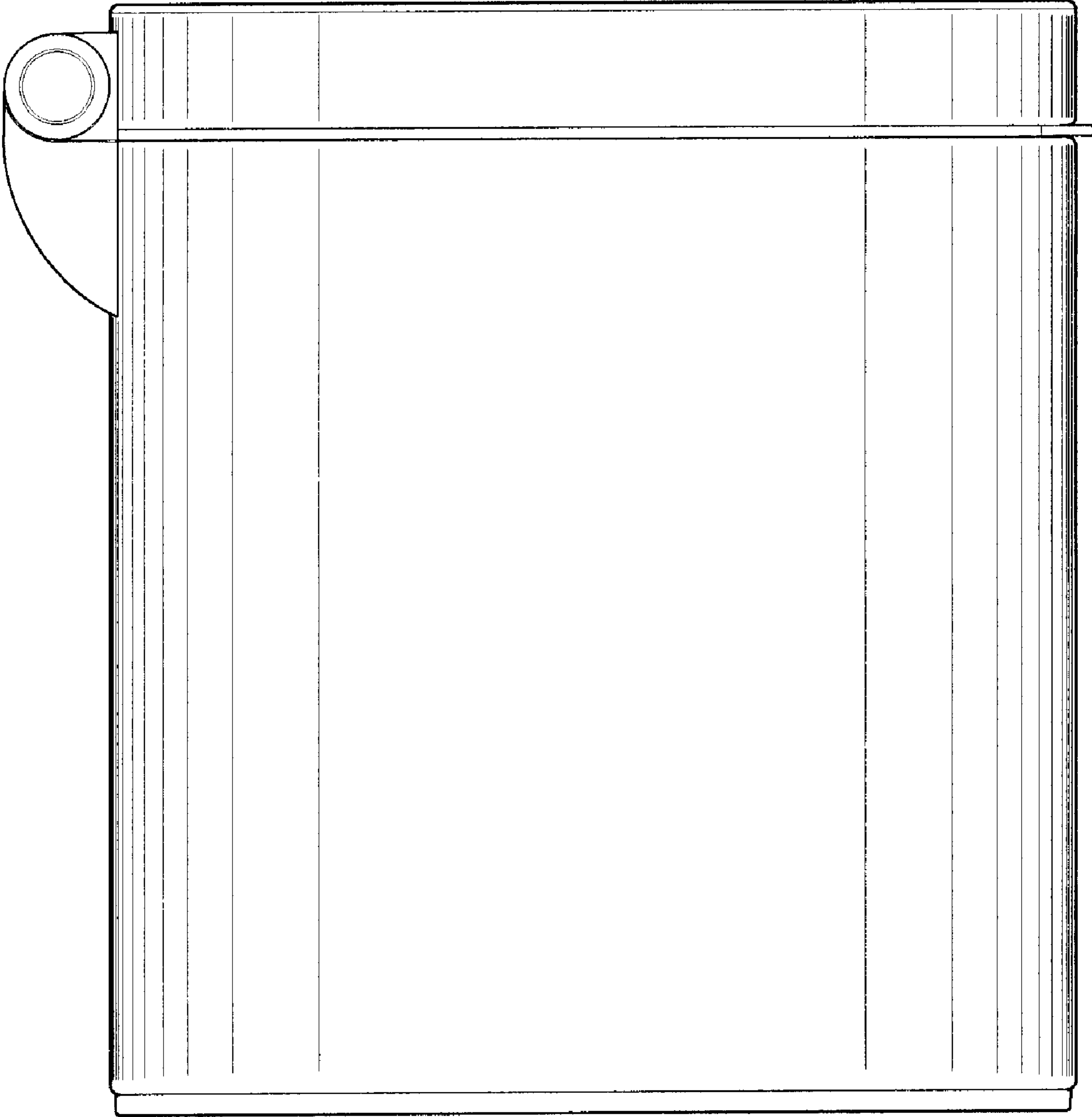


FIG. 6

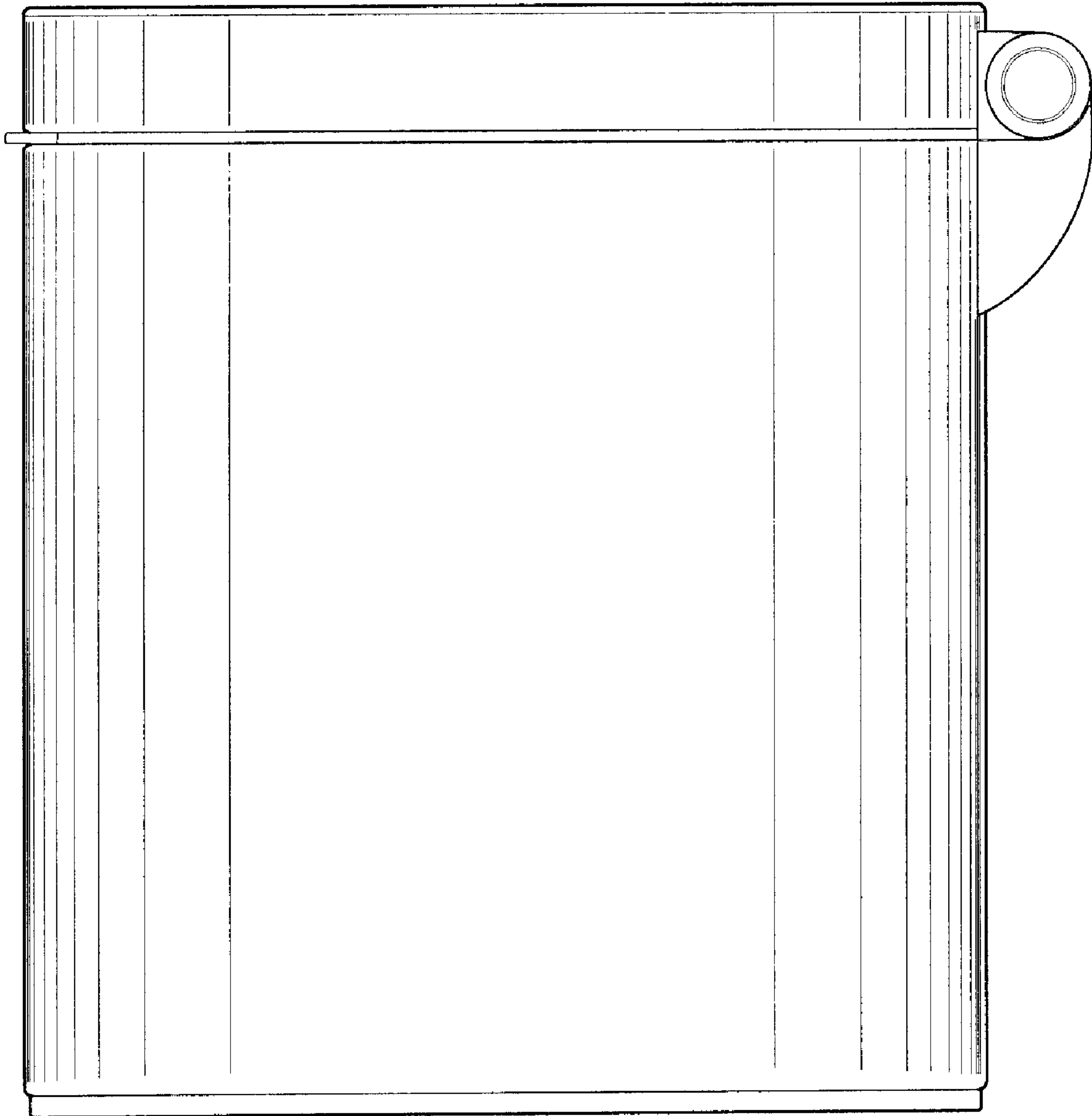


FIG. 7