



US00D623810S

(12) **United States Design Patent**
Breit

(10) **Patent No.:** **US D623,810 S**

(45) **Date of Patent:** **** Sep. 14, 2010**

(54) **SUPPORT FRAME FOR ELONGATED STEAM POCKET**

(75) Inventor: **Oliver Rudolph Breit**, Mid Levels (HK)

(73) Assignee: **Euro-Pro Operating LLC**, Newton, MA (US)

(**) Term: **14 Years**

(21) Appl. No.: **29/344,244**

(22) Filed: **Sep. 25, 2009**

(51) **LOC (9) Cl.** **15-05**

(52) **U.S. Cl.** **D32/25**

(58) **Field of Classification Search** D32/17-18,
D32/31, 25, 21, 40, 50, 35, 32, 33; 15/229.7-229.8,
15/209.1, 398, 403, 147.2, 320-322, 227,
15/228, 229.3, 229.4, 229.5, 415.1, 104.94,
15/420, 344, 147.1, 229.2, 146, 244.3, 210.1,
15/160; 68/5 R, 222, 5 A; 392/403-406,
392/324, 333, 342, 379; 134/105, 19; D9/703,
D9/706, 711, 712, 436; 401/48; 417/101;
239/587.1; D24/215

See application file for complete search history.

(56) **References Cited**

U.S. PATENT DOCUMENTS

1,195,190	A *	8/1916	Dunlap	15/226
D425,678	S *	5/2000	Hull et al.	D32/35
D496,138	S *	9/2004	Treacy	D32/40
6,813,801	B2 *	11/2004	Tanaka et al.	15/229.3
D500,183	S *	12/2004	Bensussan et al.	D32/40
7,310,850	B2 *	12/2007	Ge	15/210.1
7,392,564	B1 *	7/2008	Ferris	15/210.1
D604,468	S *	11/2009	Hirata et al.	D32/40
D608,965	S *	1/2010	Tanaka et al.	D32/40

2006/0000049	A1 *	1/2006	Rosenzweig	15/322
2006/0010633	A1 *	1/2006	Tanaka	15/229.3
2008/0216269	A1 *	9/2008	Tsutanaga et al.	15/209.1
2009/0307860	A1 *	12/2009	Tsuchiya et al.	15/209.1

OTHER PUBLICATIONS

EuroPro Shark Portable Steam Pocket Replacement Steamer Pad, <http://www.bedbathandbeyond.com/product.asp?SKU=16792586>. Retrieved from Internet on Jul. 1, 2010.*

Shark Portable Steam Pocket, <http://shark.shopsteamers.com>. Retrieved from Internet on Jul. 1, 2010.*

Portable Steam Pocket, <http://www.sharkclean.com/steamlanding.shtml>. Retrieved from Internet on Jul. 1, 2010.*

* cited by examiner

Primary Examiner—Ruth McInroy

(74) Attorney, Agent, or Firm—Wolf, Greenfield & Sacks, P.C.

(57) **CLAIM**

The ornamental design for a support frame for elongated steam pocket, as shown and described.

DESCRIPTION

FIG. 1 is a top and front perspective view of the support frame for elongated steam pocket;

FIG. 2 is a top plan view thereof;

FIG. 3 is a bottom plan view thereof;

FIG. 4 is a right side elevational view thereof;

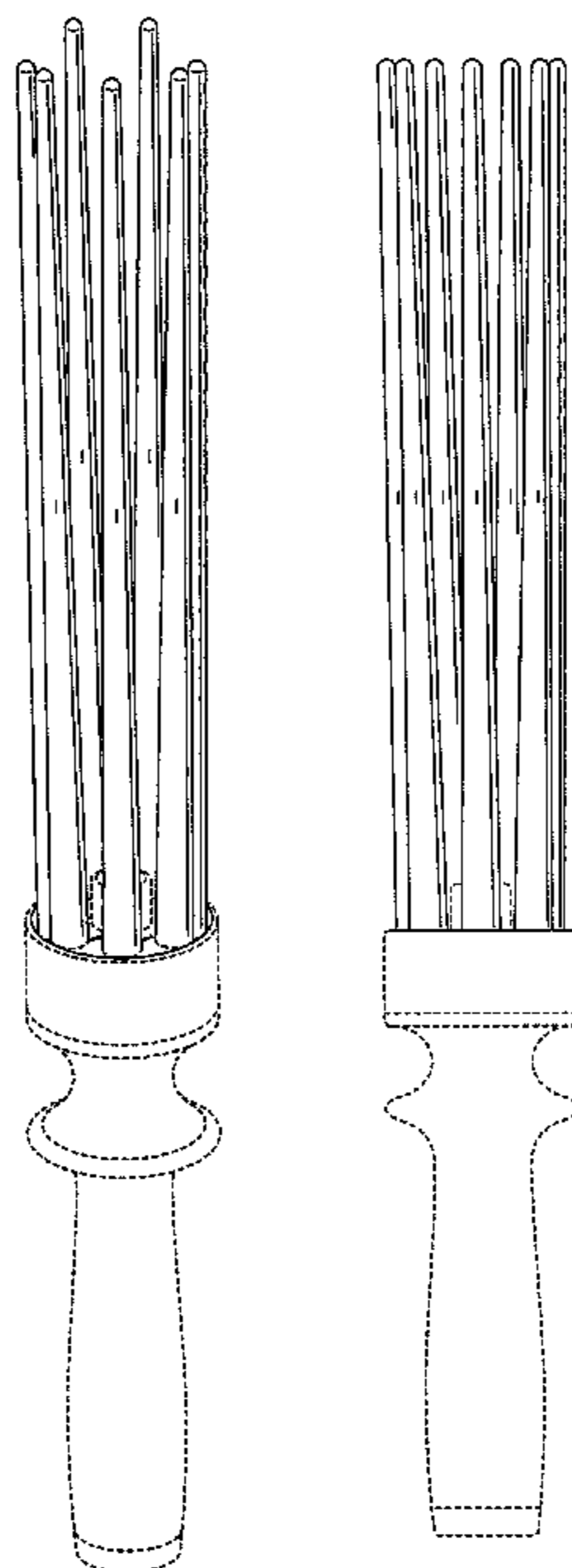
FIG. 5 is a left side elevational view thereof;

FIG. 6 is a front elevational view thereof; and,

FIG. 7 is a rear elevational view thereof.

The broken lines shown are included for illustrative purposes only form no part of the claimed design.

1 Claim, 4 Drawing Sheets



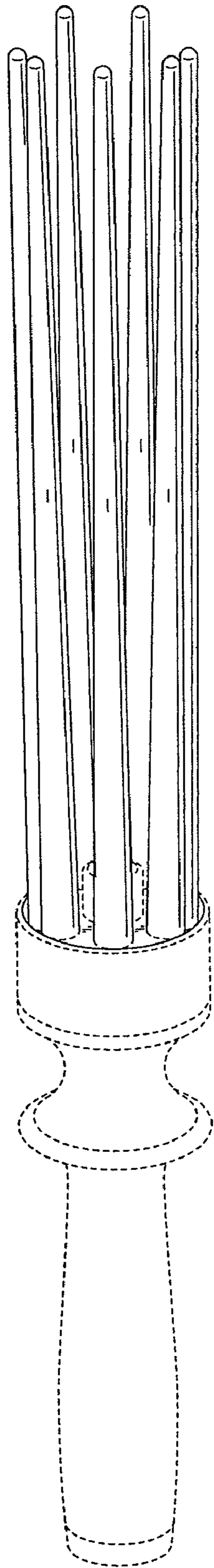


FIG. 1

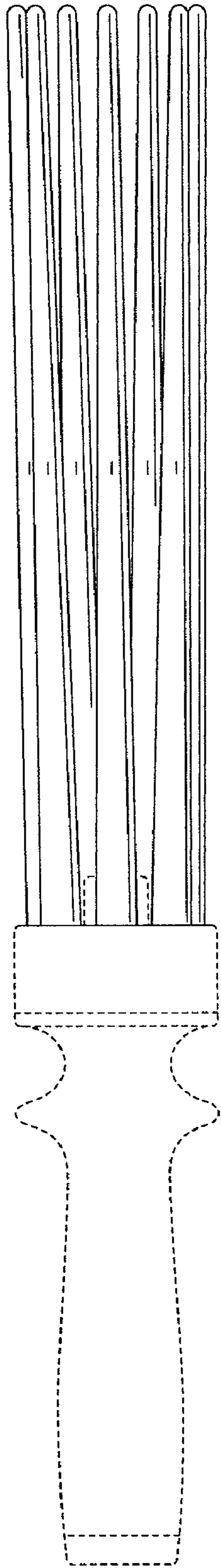


FIG. 2

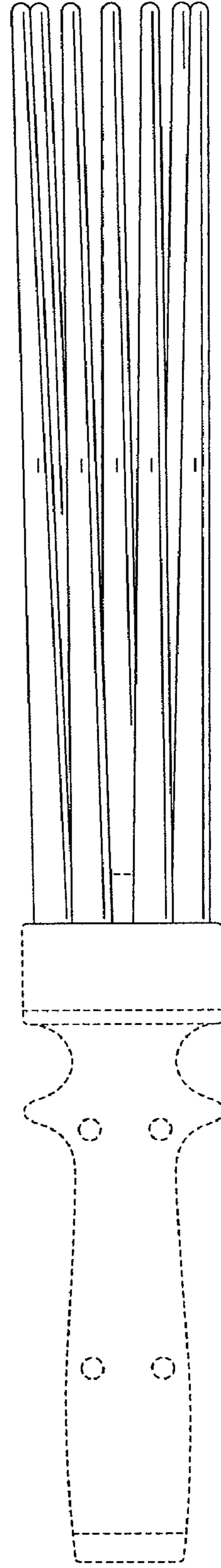


FIG. 3

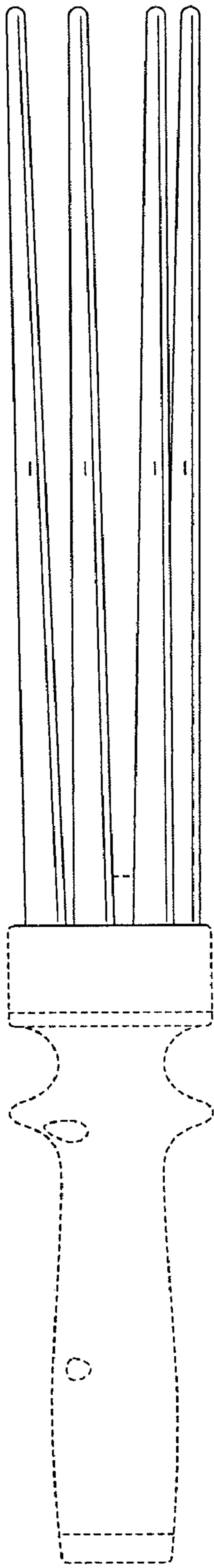


FIG. 4

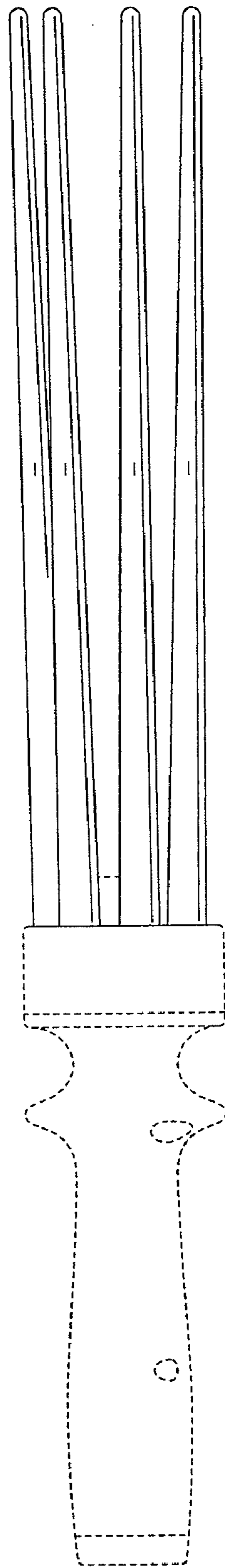


FIG. 5




FIG. 6

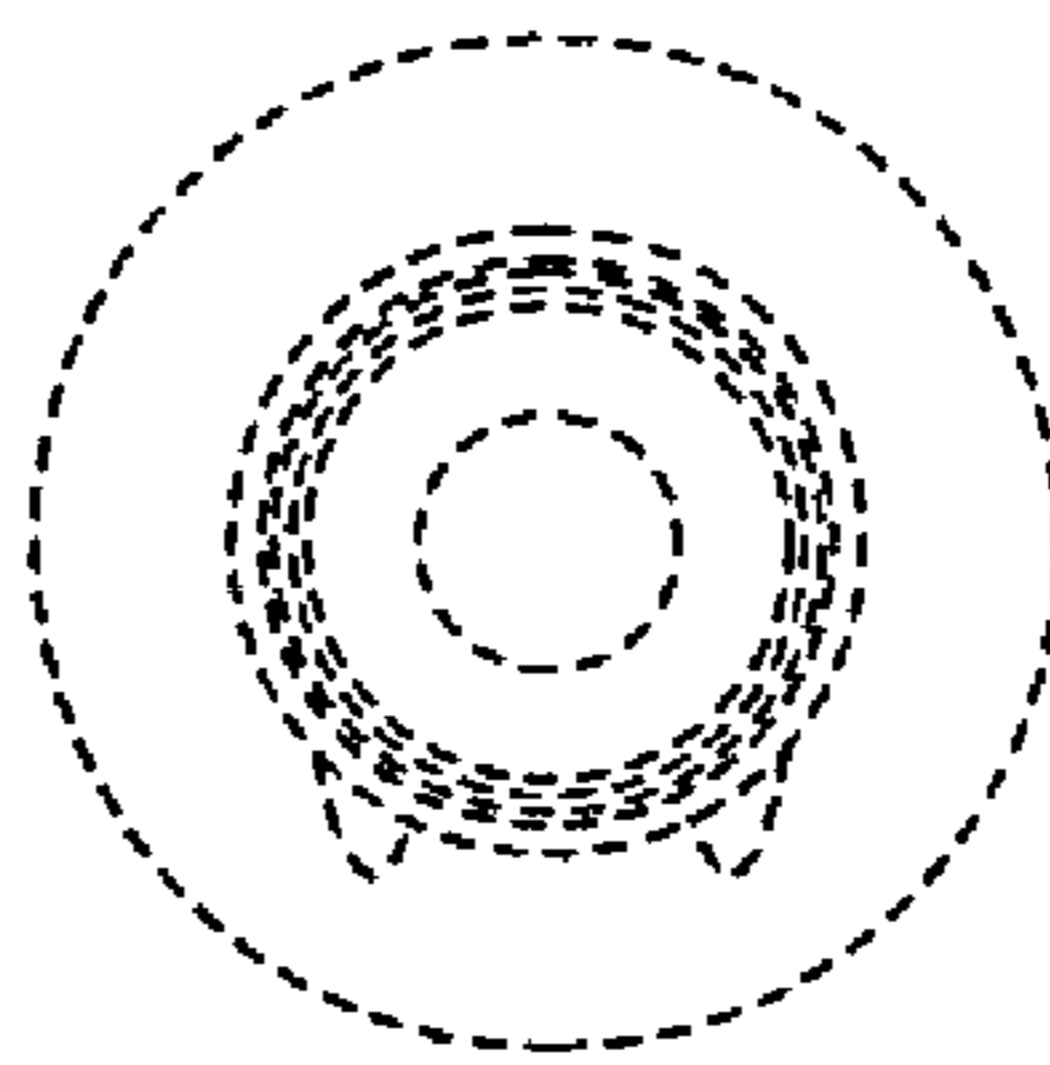


FIG. 7