



US00D623803S

(12) **United States Design Patent**
Corcoran et al.

(10) **Patent No.:** **US D623,803 S**

(45) **Date of Patent:** **** Sep. 14, 2010**

(54) **PICK WITH REMOVABLE COVER**

(75) Inventors: **Kevin L. Corcoran**, Mission Viejo, CA (US); **Jared B. Wilson**, Santa Ana, CA (US)

(73) Assignee: **Ellison Educational Equipment, Inc.**, Lake Forest, CA (US)

(**) Term: **14 Years**

(21) Appl. No.: **29/348,162**

(22) Filed: **Dec. 4, 2009**

(51) **LOC (9) Cl.** **28-03**

(52) **U.S. Cl.** **D28/65**

(58) **Field of Classification Search** D28/31,
D28/56, 65-68, 73; D24/152; 433/141,
433/146-147; 132/322-329

See application file for complete search history.

(56) **References Cited**

U.S. PATENT DOCUMENTS

4,326,548	A *	4/1982	Wagner	132/328
D304,858	S *	11/1989	Tofft	D24/147
D345,629	S *	3/1994	Tipp	D28/65
D350,415	S *	9/1994	Wagner	D28/65
D364,247	S *	11/1995	Tipp	D28/65
D364,941	S *	12/1995	Saulsbury	D28/65
D486,415	S *	2/2004	Curtis	D11/2
6,848,453	B2 *	2/2005	Hampton	132/321
D597,670	S *	8/2009	Maissami	D24/152
D598,607	S *	8/2009	Roemuss	D28/65

* cited by examiner

Primary Examiner—Janice E Seeger

Assistant Examiner—Zenia I Bennett

(74) *Attorney, Agent, or Firm*—Morland C. Fischer

(57) **CLAIM**

The ornamental design for a pick with removable cover, as shown and described.

DESCRIPTION

FIG. 1 is a perspective view showing the front, top and right side of a pick which forms our new design without a cover;

FIG. 2 is a right side elevational view thereof without a cover, this side, the opposite left side, the top and the bottom all being identical;

FIG. 3 is a front elevational view thereof without a cover;

FIG. 4 is a rear elevational view thereof without a cover;

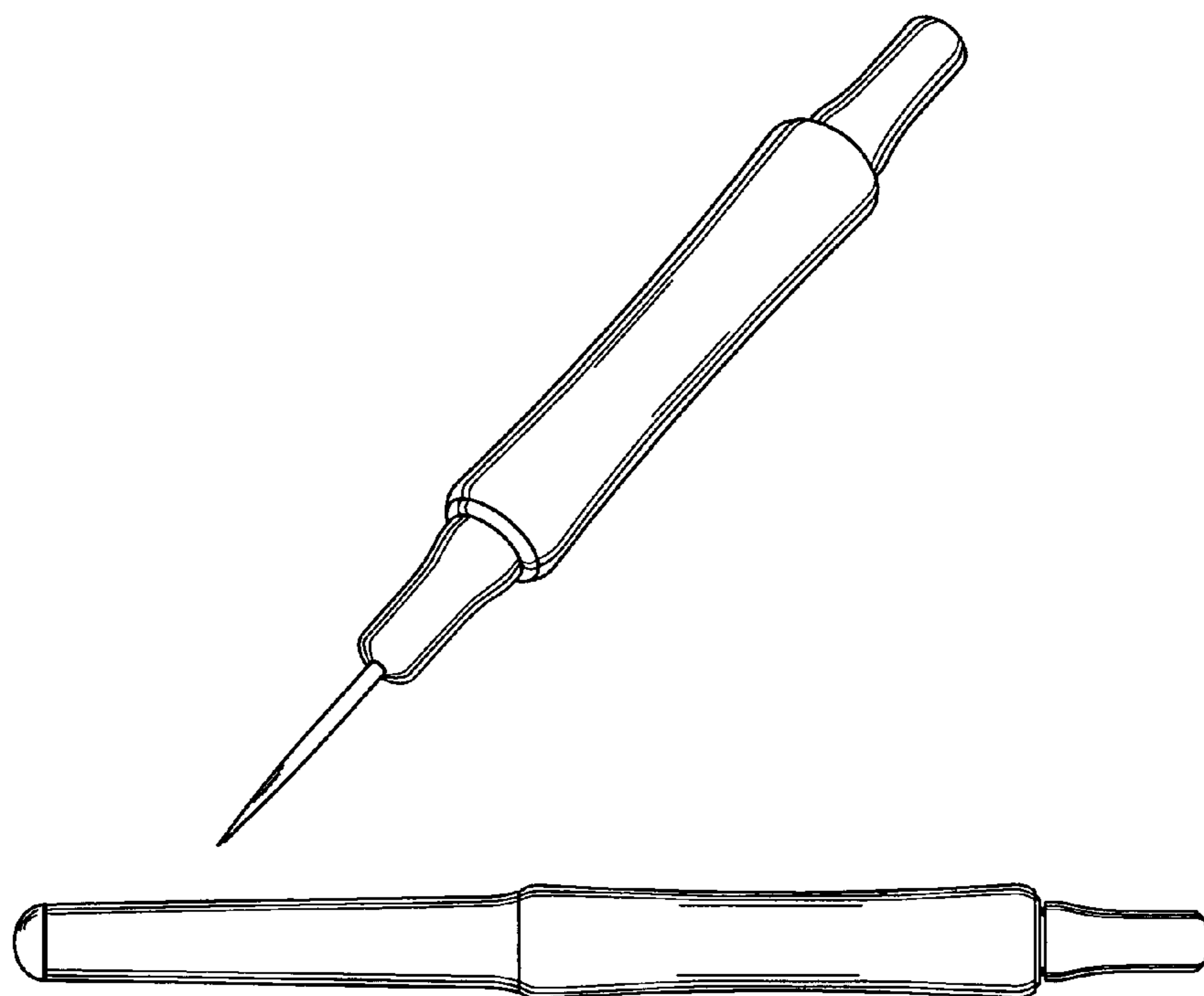
FIG. 5 is a right side elevational view thereof with a removable cover attached to the front, this side, the opposite left side, the top and the bottom all being identical;

FIG. 6 is a perspective view showing the front, top and right side thereof with the removable cover attached to the front;

FIG. 7 is a perspective view showing the front, top and right side thereof with the removable cover attached to the rear; and,

FIG. 8 is a right side elevational view thereof with the removable cover attached to the rear, this side, the opposite left side, the top and the bottom all being identical.

1 Claim, 3 Drawing Sheets



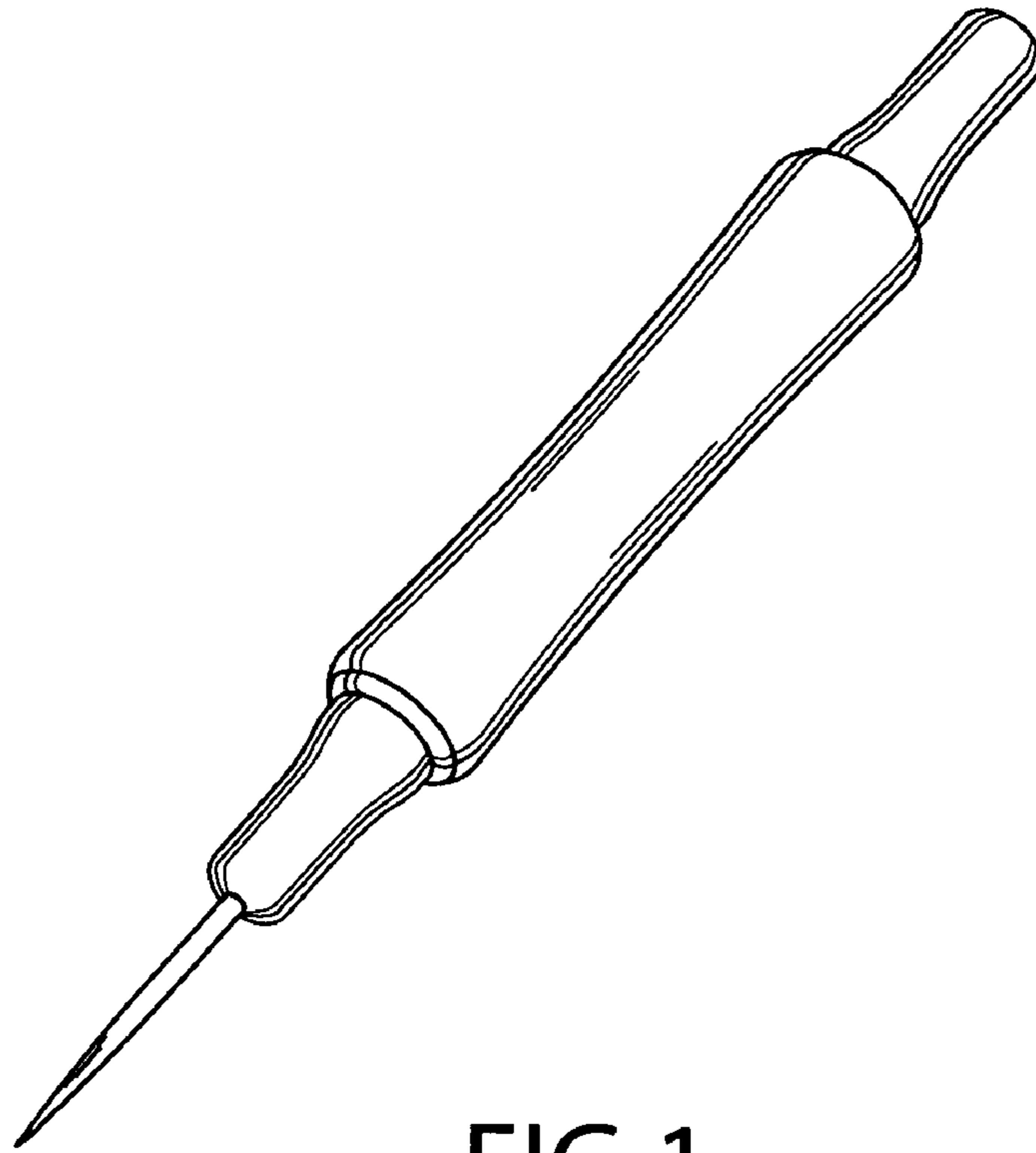


FIG 1




FIG 2

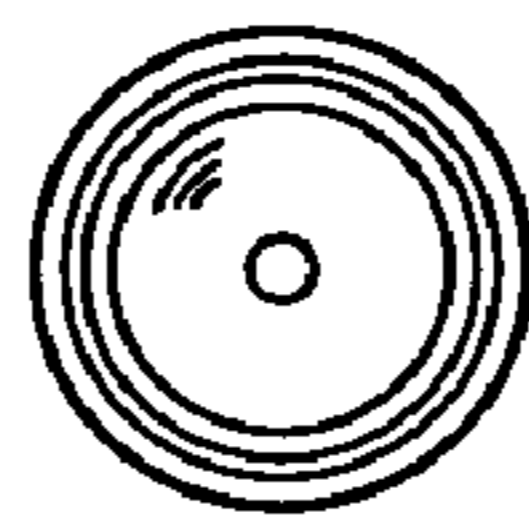


FIG 3



FIG 4




FIG 5

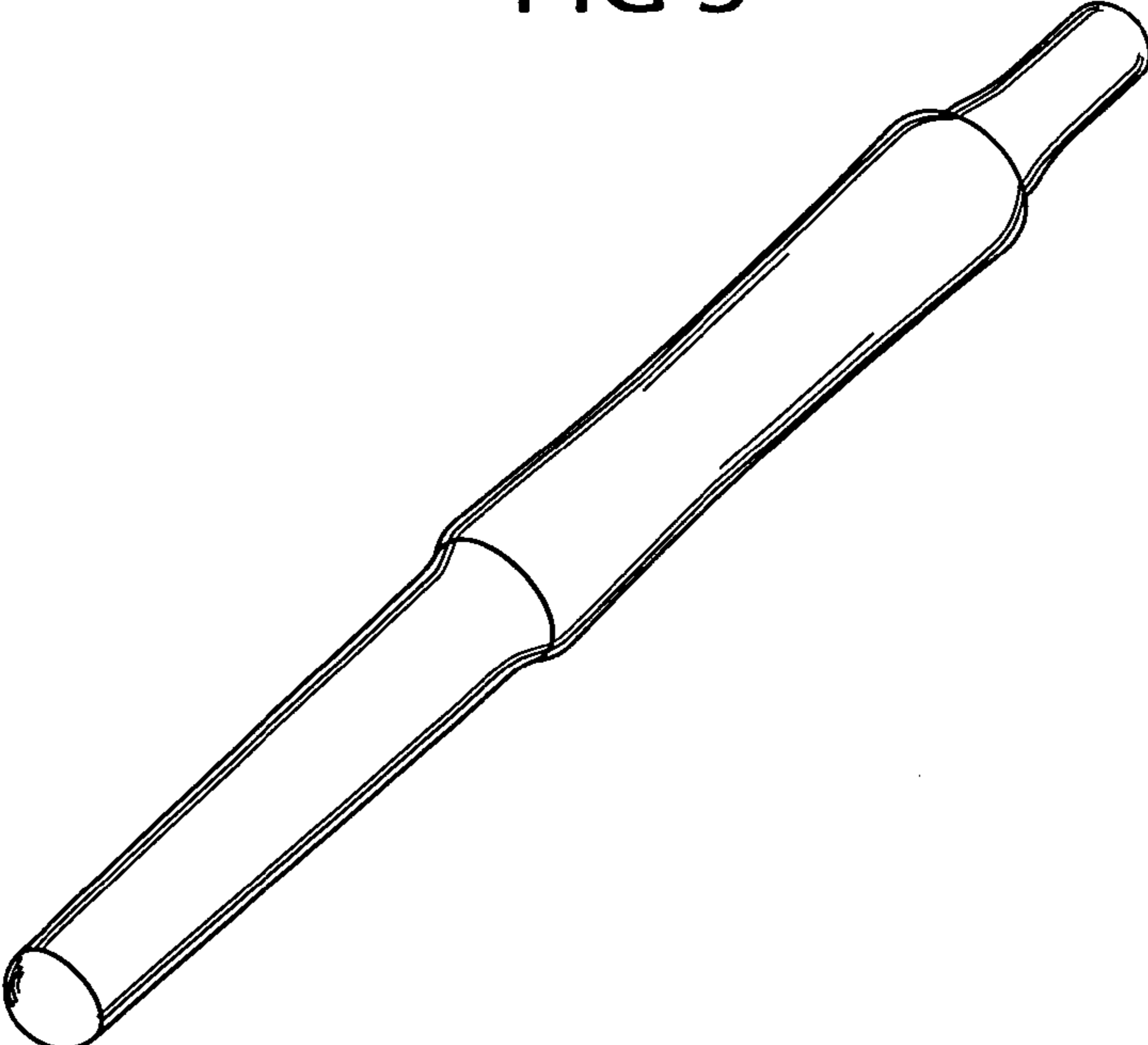


FIG 6

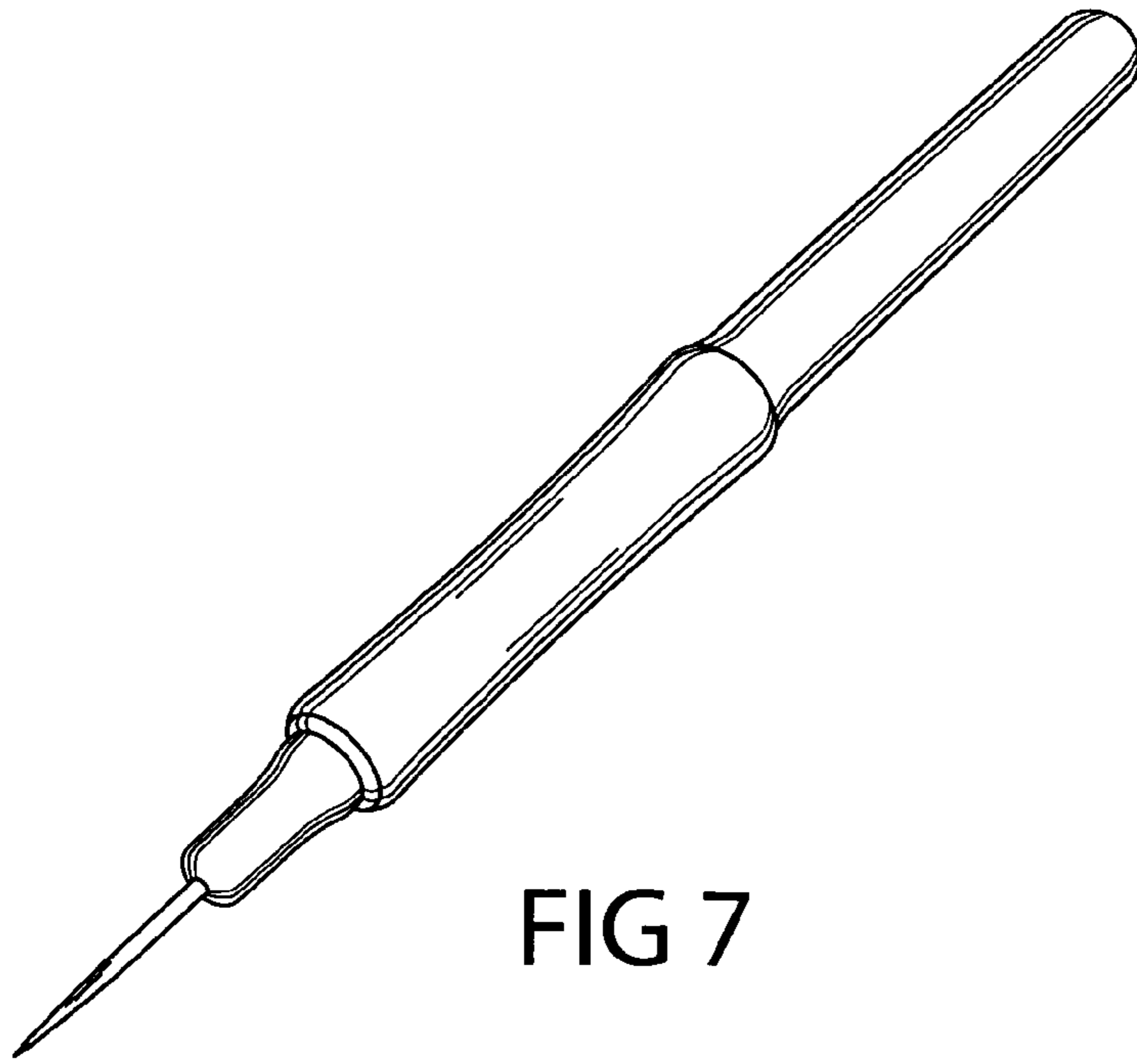


FIG 7

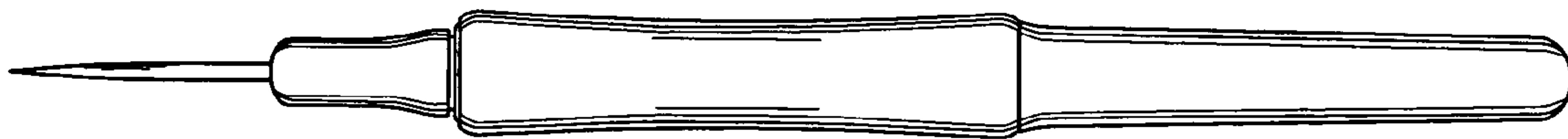


FIG 8