



US00D623773S

(12) **United States Design Patent**
Ryan

(10) **Patent No.:** **US D623,773 S**
(45) **Date of Patent:** **** Sep. 14, 2010**

(54) **DECKING ELEMENT**

(75) Inventor: **Thomas G. Ryan**, North Huntingdon,
PA (US)

(73) Assignee: **Epic Metals Corporation**, Rankin, PA
(US)

(**) Term: **14 Years**

(21) Appl. No.: **29/330,773**

(22) Filed: **Jan. 14, 2009**

(51) **LOC (9) Cl.** **25-01**

(52) **U.S. Cl.** **D25/153**

(58) **Field of Classification Search** D25/120,
D25/121, 158, 153; 52/182, 177, 180, 650.3,
52/674, 87

See application file for complete search history.

(56) **References Cited**

U.S. PATENT DOCUMENTS

3,707,088	A	12/1972	King et al.	
3,713,261	A	1/1973	Landis et al.	
D238,898	S	2/1976	Landis et al.	
3,967,426	A	7/1976	Ault et al.	
4,085,558	A *	4/1978	Albrecht	52/451
4,454,692	A	6/1984	Ault	
4,507,900	A	4/1985	Landis	
4,685,264	A	8/1987	Landis	
4,695,033	A *	9/1987	Imaeda et al.	249/189
5,172,527	A	12/1992	Ault	
5,205,098	A	4/1993	Landis et al.	
D337,169	S *	7/1993	Schipp	D25/153
5,259,157	A	11/1993	Ault	
5,491,946	A	2/1996	Landis et al.	
5,566,522	A *	10/1996	Ålander et al.	52/630

D441,876	S *	5/2001	Eaton	D25/121
D443,368	S *	6/2001	Eaton	D25/121
6,357,191	B1	3/2002	Ault et al.	
6,691,482	B1	2/2004	Ault	
6,813,864	B2	11/2004	Landis	
D507,665	S	7/2005	Ryan et al.	
D511,580	S	11/2005	Ryan et al.	
7,146,920	B1	12/2006	Ryan et al.	
D552,765	S	10/2007	Ault et al.	
7,328,667	B1	2/2008	Ryan et al.	
7,418,807	B1	9/2008	Ryan et al.	

* cited by examiner

Primary Examiner—Doris Clark

(74) *Attorney, Agent, or Firm*—The Webb Law Firm

(57) **CLAIM**

The ornamental design for decking element, as shown and described.

DESCRIPTION

FIG. 1 is a perspective view of the decking element according to one embodiment;

FIG. 2 is a right side elevational view thereof;

FIG. 3 is a left side elevational view thereof;

FIG. 4 is a front elevational view thereof;

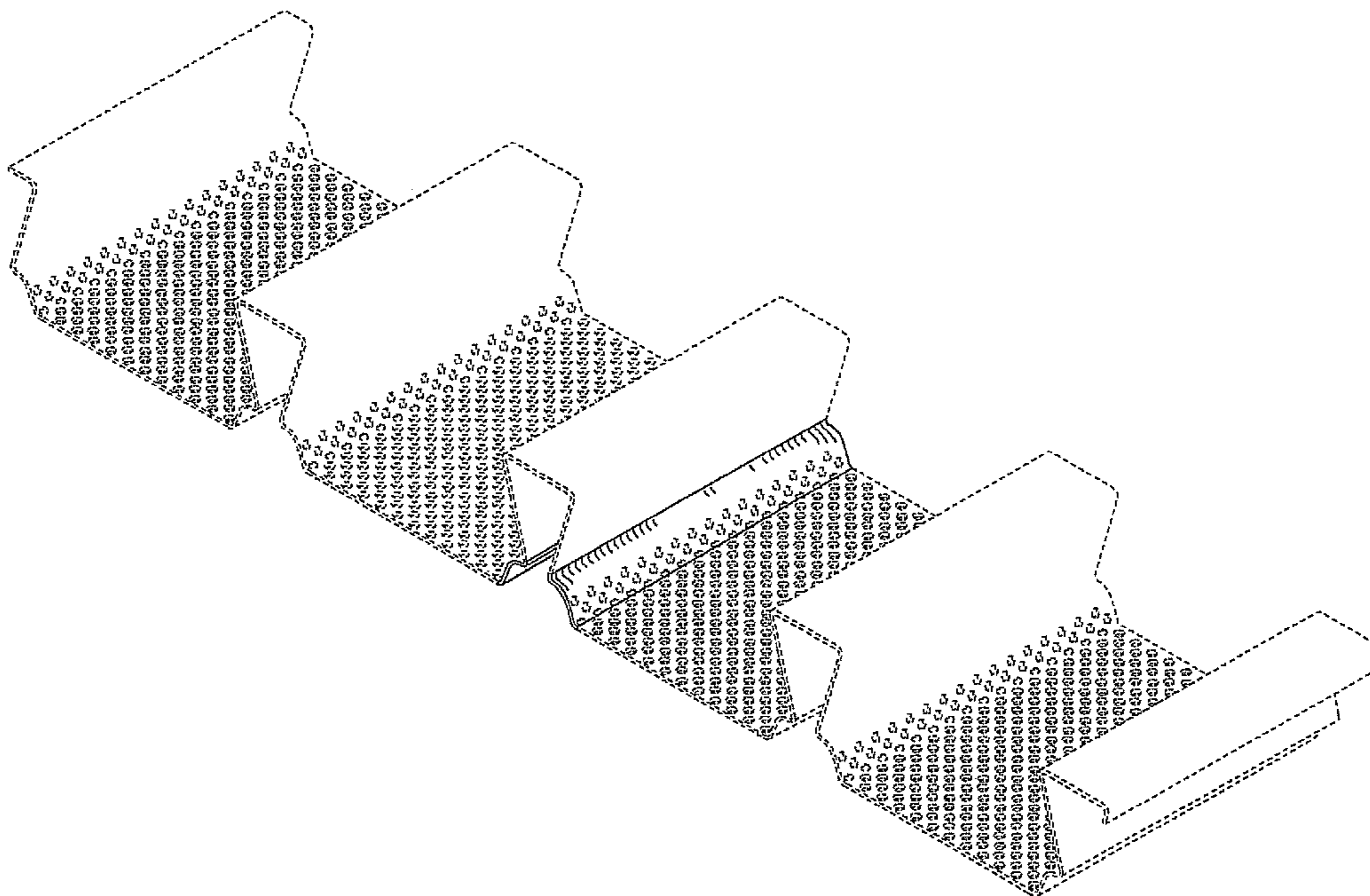
FIG. 5 is a rear elevational view thereof;

FIG. 6 is a top plan view thereof; and,

FIG. 7 is a bottom plan view thereof.

The broken lines in the drawings are included for the purpose of illustrating environment and form no part of the claimed design.

1 Claim, 7 Drawing Sheets



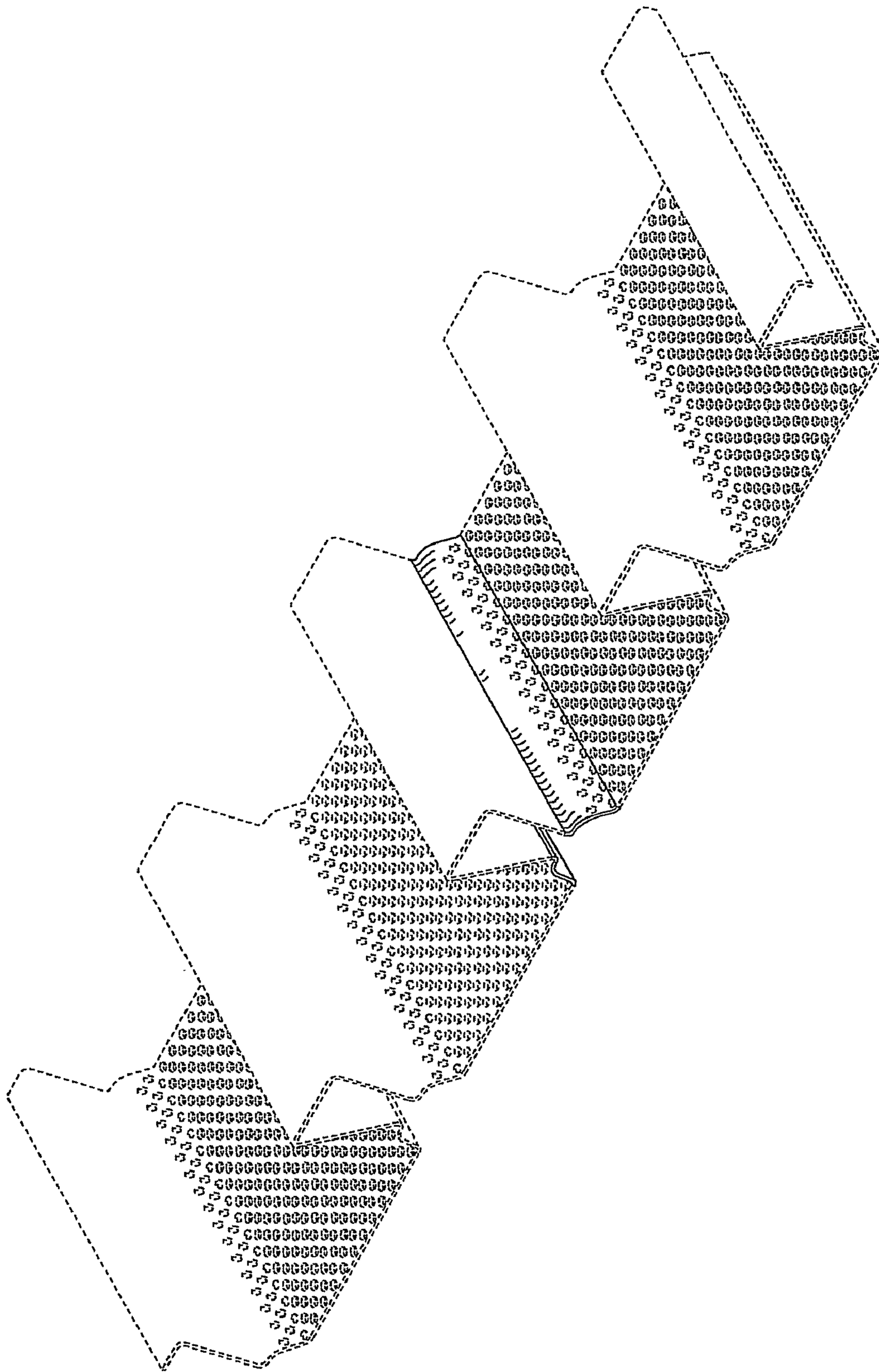


FIG. 1




FIG. 2




FIG. 3

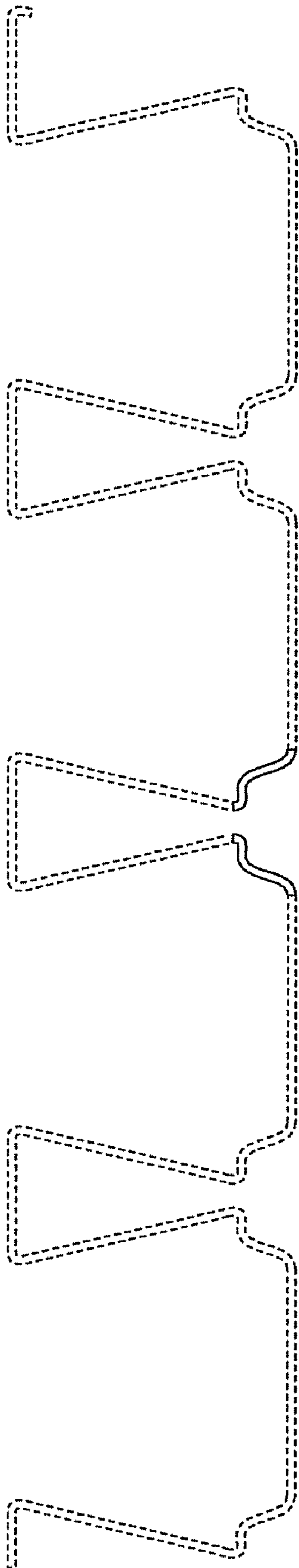


FIG. 4

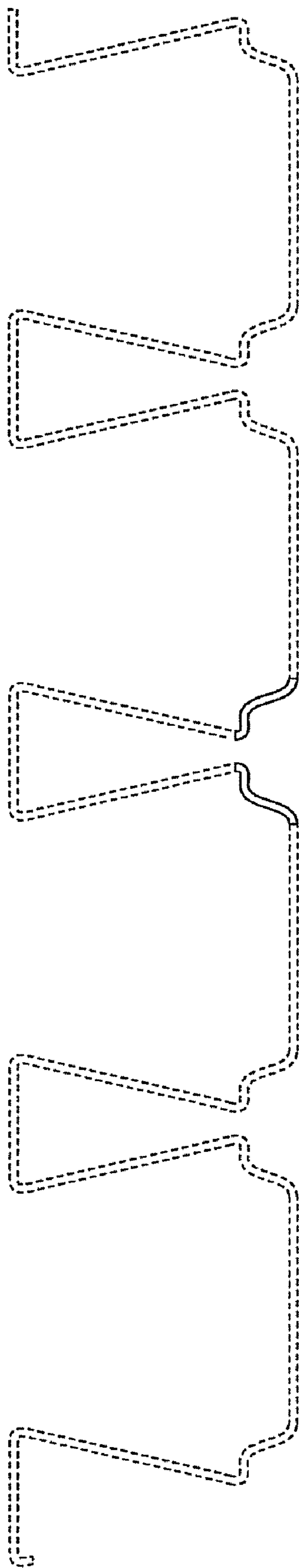


FIG. 5




FIG. 6




FIG. 7