



US00D623763S

(12) **United States Design Patent**
Chiang

(10) **Patent No.:** **US D623,763 S**

(45) **Date of Patent:** **** Sep. 14, 2010**

(54) **ANKLE BRACE**

(76) **Inventor:** **Pang-Ching Chiang**, 9F, No. 295, Sec. 4, Chung-Hsiao E. Rd., Taipei (TW)

(**) **Term:** **14 Years**

(21) **Appl. No.:** **29/354,719**

(22) **Filed:** **Jan. 27, 2010**

(51) **LOC (9) Cl.** **24-01**

(52) **U.S. Cl.** **D24/192**

(58) **Field of Classification Search** D24/190, D24/192, 100, 206-207; D29/120.1, 121.2; 602/2, 5, 6, 16, 20, 23, 26, 27, 60-66; 2/16, 2/22, 24; D2/980, 984-986, 989; 601/27, 601/33, 34

See application file for complete search history.

(56) **References Cited**

U.S. PATENT DOCUMENTS

67,264	A *	7/1867	Carey	66/187
3,322,118	A *	5/1967	Sotherlin	128/892
5,154,690	A *	10/1992	Shiono	602/5
5,185,000	A *	2/1993	Brandt et al.	602/63
5,419,161	A *	5/1995	Bodenschatz et al.	66/172 E
D388,173	S *	12/1997	Eriksson	D24/192
5,925,010	A *	7/1999	Caprio, Jr.	602/62
6,234,988	B1 *	5/2001	Brother et al.	602/65

D499,879	S *	12/2004	Mavis et al.	D2/989
D577,829	S *	9/2008	Reinhardt et al.	D24/192
D580,557	S *	11/2008	Lin et al.	D24/192
D581,057	S *	11/2008	Lin et al.	D24/192
D590,590	S *	4/2009	Bonzagni et al.	D2/980
D601,708	S *	10/2009	Reinhardt et al.	D24/192
7,615,024	B2 *	11/2009	Chiang et al.	602/5
2002/0123711	A1 *	9/2002	Smith	602/61

* cited by examiner

Primary Examiner—Susan E Krakower

(74) *Attorney, Agent, or Firm*—patenttm.us

(57) **CLAIM**

The ornamental design for an ankle brace, as shown.

DESCRIPTION

FIG. 1 is a perspective view of an ankle brace showing my new design;

FIG. 2 is a front view thereof;

FIG. 3 is a rear view thereof;

FIG. 4 is a left view thereof;

FIG. 5 is a right view thereof;

FIG. 6 is a top view thereof; and,

FIG. 7 is a bottom view thereof.

1 Claim, 5 Drawing Sheets

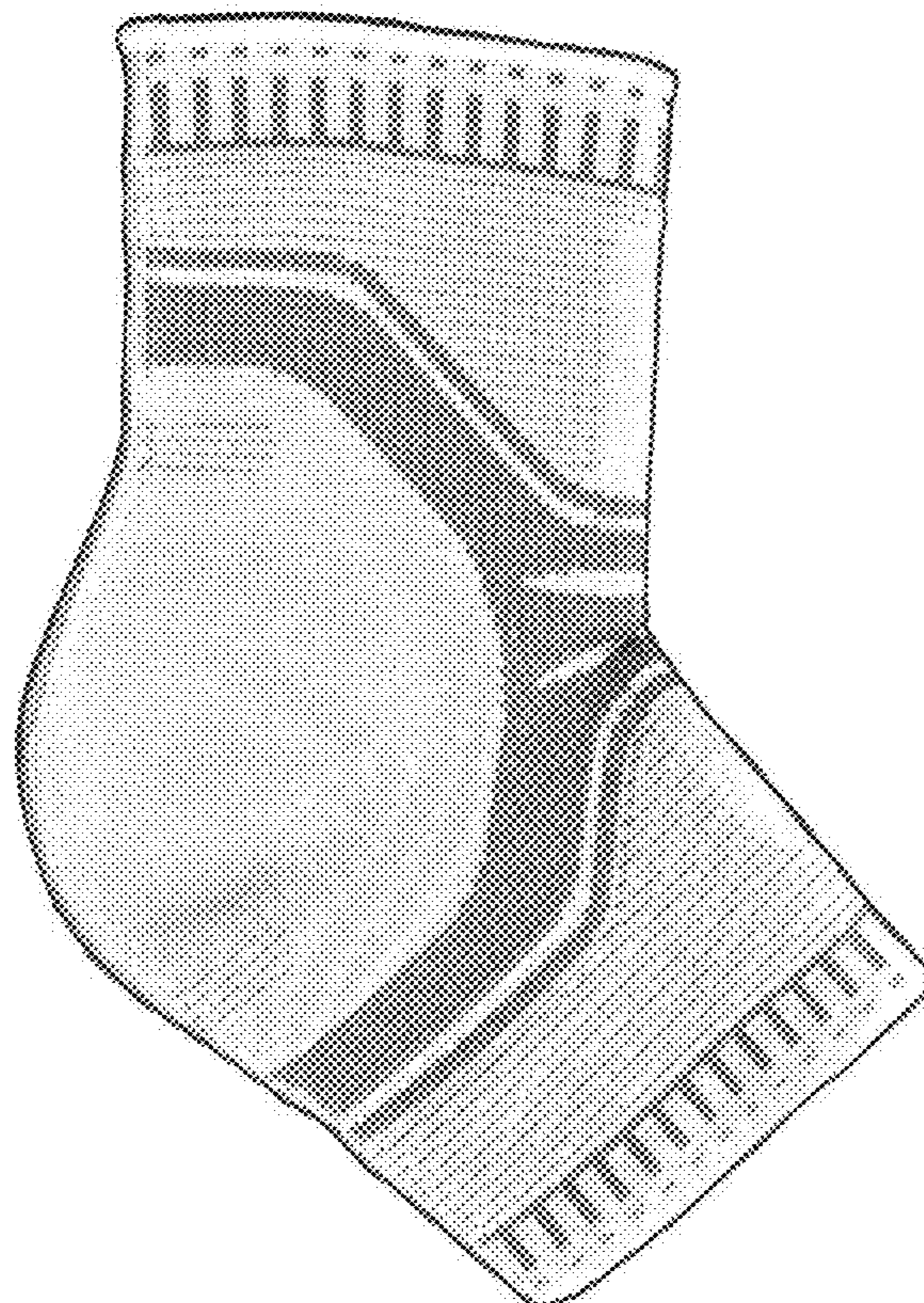




FIG. 1



FIG. 2




FIG. 3




FIG. 4




FIG. 5




FIG. 6




FIG. 7