



US00D623757S

(12) **United States Design Patent**
Chiang

(10) **Patent No.:** **US D623,757 S**

(45) **Date of Patent:** **** Sep. 14, 2010**

(54) **ELBOW SUPPORT**

(76) **Inventor:** **Pang-Ching Chiang**, 9F, No. 295, Sec. 4, Chung-Hsiao E. Rd., Taipei (TW)

(**) **Term:** **14 Years**

(21) **Appl. No.:** **29/354,715**

(22) **Filed:** **Jan. 27, 2010**

(51) **LOC (9) Cl.** **24-01**

(52) **U.S. Cl.** **D24/190**

(58) **Field of Classification Search** D24/190,
D24/100, 206, 207; D29/120.1, 120.2, 121.1;
602/2, 5, 6, 16, 20-23, 26, 60-66; 2/16,
2/24; D2/610; 128/892
See application file for complete search history.

(56) **References Cited**

U.S. PATENT DOCUMENTS

366,590	A *	7/1887	Lubin	602/60
663,749	A *	12/1900	Gorse	602/60
3,322,118	A *	5/1967	Sotherlin	128/892
3,406,406	A *	10/1968	Lutz	2/24
3,990,440	A *	11/1976	Gaylord, Jr.	128/892
4,272,850	A *	6/1981	Rule	2/24
4,315,504	A *	2/1982	Drennan et al.	128/892
4,484,361	A *	11/1984	Leighton et al.	2/24
4,632,106	A *	12/1986	Gamm	602/63
5,077,837	A *	1/1992	Meistrell	2/16
5,168,577	A *	12/1992	Detty	2/16
5,419,161	A *	5/1995	Bodenschatz et al.	66/172 E
5,474,524	A *	12/1995	Carey	602/26
5,642,525	A *	7/1997	Ketola	2/16
D389,582	S *	1/1998	Bodenschatz et al.	D24/190
5,887,277	A *	3/1999	Lohman	2/16

5,925,010	A *	7/1999	Caprio, Jr.	602/62
6,110,135	A *	8/2000	Madow et al.	602/20
6,224,564	B1 *	5/2001	Korobow	602/62
D454,198	S *	3/2002	Lamping et al.	D24/190
6,405,731	B1 *	6/2002	Chiang	128/878
D460,824	S *	7/2002	Ames	D24/190
6,592,539	B1 *	7/2003	Einarsson et al.	602/62
6,776,769	B2 *	8/2004	Smith	602/61
D580,063	S *	11/2008	Lin et al.	D24/190
D580,065	S *	11/2008	Lin et al.	D24/190
D596,746	S *	7/2009	Reinhardt et al.	D24/190
D598,115	S *	8/2009	Reinhardt et al.	D24/190
7,615,024	B2 *	11/2009	Chiang et al.	602/5
2002/0123711	A1 *	9/2002	Smith	602/61
2005/0049536	A1 *	3/2005	Chiang	602/60

* cited by examiner

Primary Examiner—Susan E Krakower
(74) *Attorney, Agent, or Firm*—patenttm.us

(57) **CLAIM**

The ornamental design for an elbow support, as shown.

DESCRIPTION

FIG. 1 is a perspective view of an elbow support showing my new design;

FIG. 2 is a front view thereof;

FIG. 3 is a rear view thereof;

FIG. 4 is a left view thereof;

FIG. 5 is a right view thereof;

FIG. 6 is a top view thereof; and,

FIG. 7 is a bottom view thereof.

1 Claim, 5 Drawing Sheets






FIG. 1




FIG.2

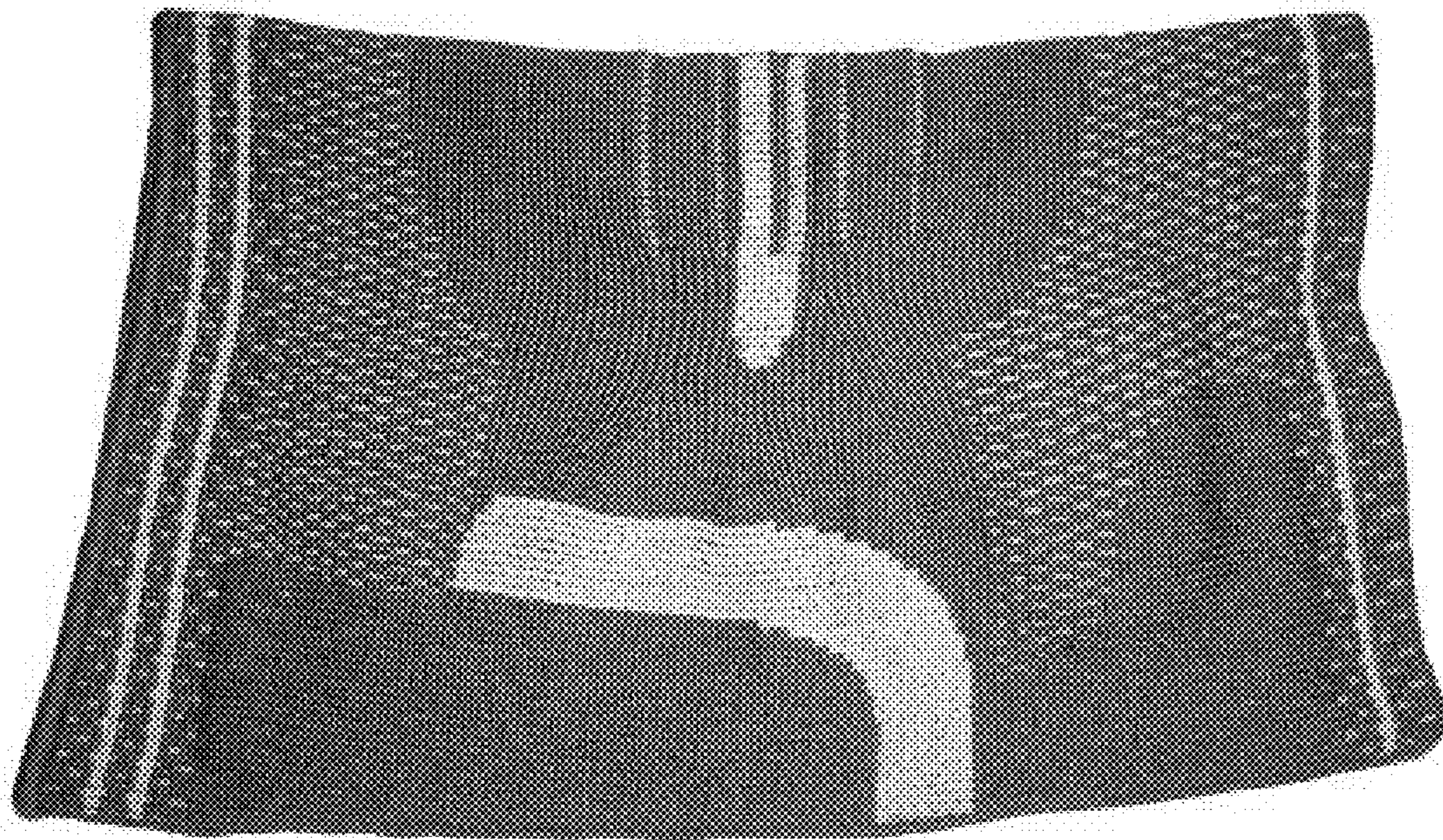


FIG.3




FIG. 4




FIG. 5

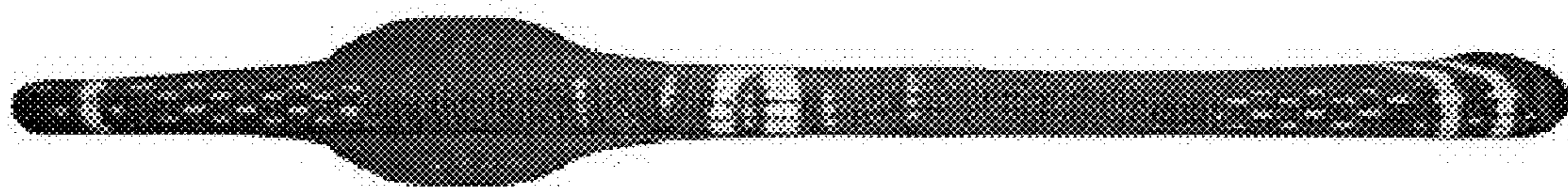


FIG. 6



FIG. 7