



US00D623755S

(12) **United States Design Patent**
Ikegame

(10) **Patent No.:** **US D623,755 S**

(45) **Date of Patent:** **** Sep. 14, 2010**

(54) **ULTRASONIC PROBE**

D369,307 S * 4/1996 Imling et al. D10/78
D536,450 S * 2/2007 Ryan D24/144

(75) Inventor: **Haruka Ikegame**, Tokyo (JP)

* cited by examiner

(73) Assignee: **Fujifilm Corporation**, Tokyo (JP)

Primary Examiner—T. Chase Nelson

Assistant Examiner—Mark Cavanna

(**) Term: **14 Years**

(74) *Attorney, Agent, or Firm*—Young & Thompson

(21) Appl. No.: **29/329,162**

(57) **CLAIM**

(22) Filed: **Dec. 10, 2008**

The ornamental design for an ultrasonic probe, as shown and described.

(30) **Foreign Application Priority Data**

Jun. 11, 2008 (JP) 2008-014883

DESCRIPTION

(51) **LOC (9) Cl.** **24-01**

FIG. 1 is a top, front and side perspective view of an ultrasonic probe showing my new design;

(52) **U.S. Cl.** **D24/186**

FIG. 2 is a front elevational view thereof;

(58) **Field of Classification Search** D24/107,

FIG. 3 is a top plan view thereof;

D24/138, 144, 142, 158, 164, 165, 167, 170,

FIG. 4 is a bottom plan view thereof;

D24/186–187, 200, 231; D10/57, 60, 78,

FIG. 5 is a left side elevational view thereof;

D10/80; 600/407, 461, 459, 447, 439, 446;

FIG. 6 is a right side elevational view thereof; and,

378/98.7, 98.8, 189

FIG. 7 is a top, front and side perspective view thereof; and,

See application file for complete search history.

FIG. 8 is a top, front and side perspective view thereof in a used state as a reference view.

(56) **References Cited**

The broken lines are included for the purpose of illustrating portions of the ultrasonic probe that form no part of the claimed design.

U.S. PATENT DOCUMENTS

D300,175 S * 3/1989 Bar-Yam D24/138
4,841,979 A * 6/1989 Dow et al. 600/446
D320,078 S * 9/1991 Terwilliger et al. D24/158
D343,801 S * 2/1994 Burns et al. D10/78
5,482,047 A * 1/1996 Nordgren et al. 600/459

1 Claim, 4 Drawing Sheets

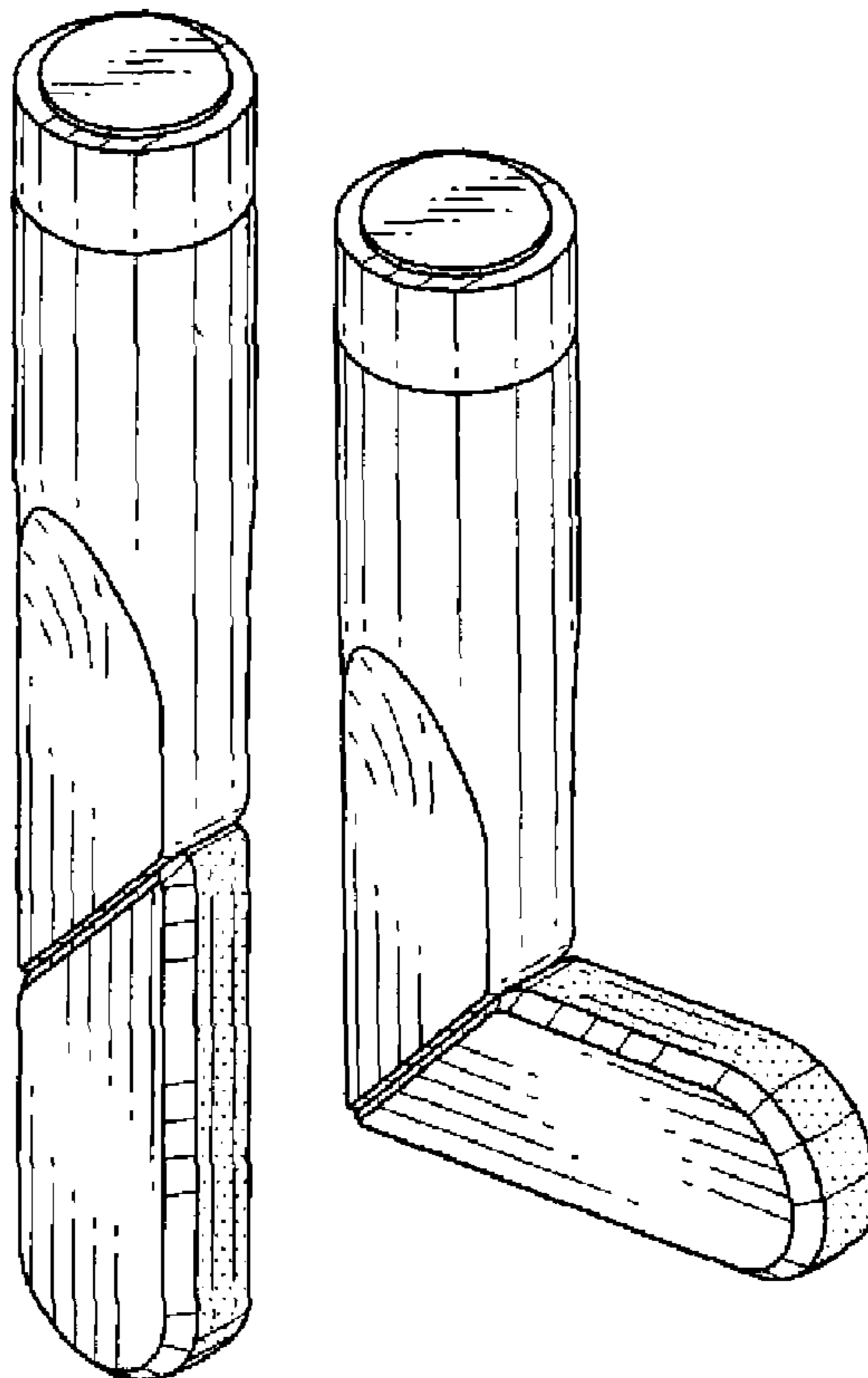


FIG. 1

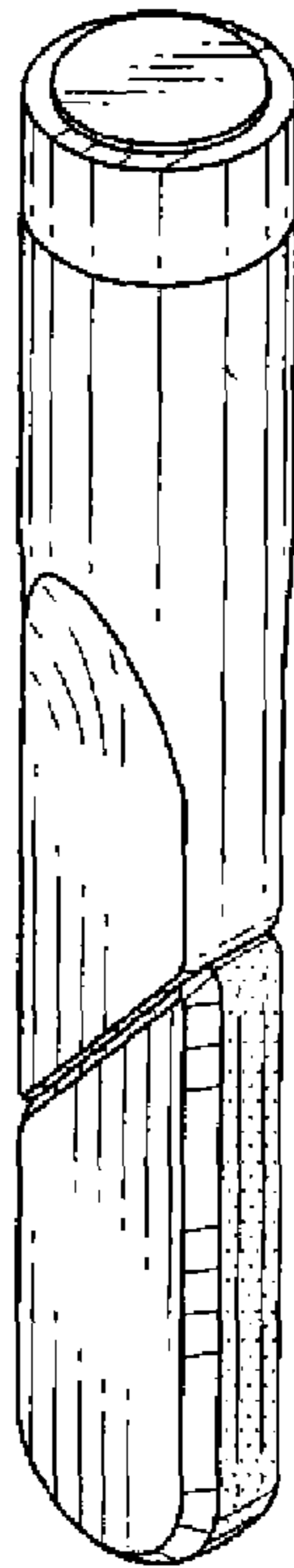


FIG. 2

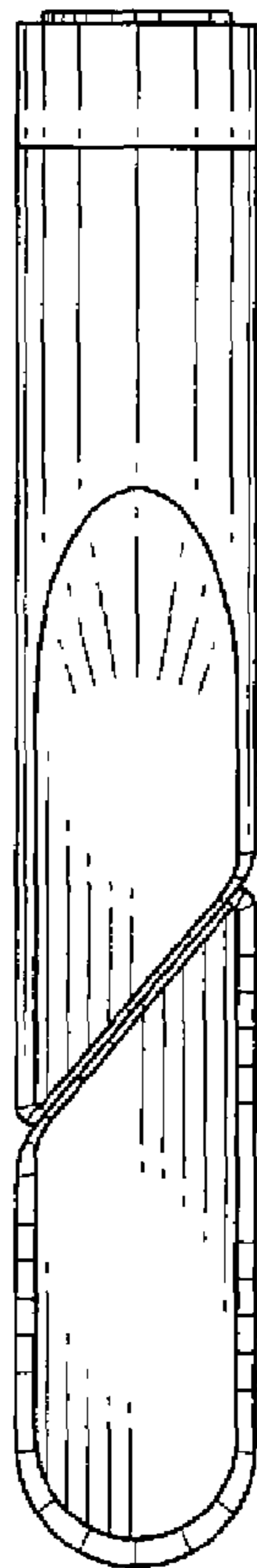


FIG.3

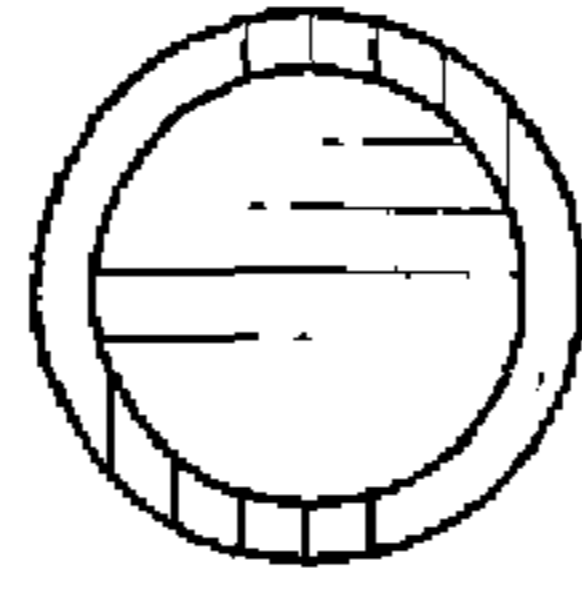


FIG.4

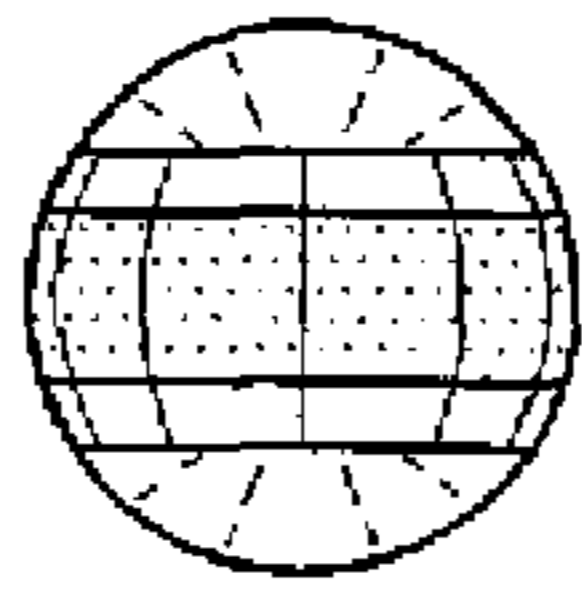


FIG.5

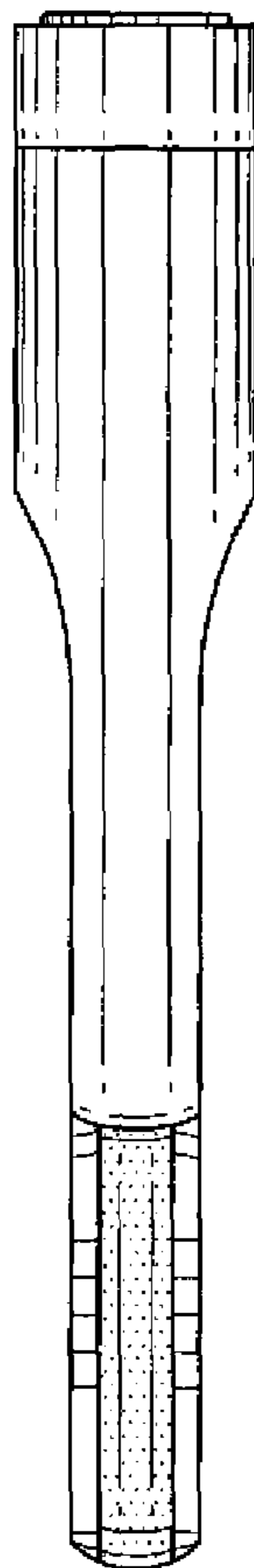


FIG. 6

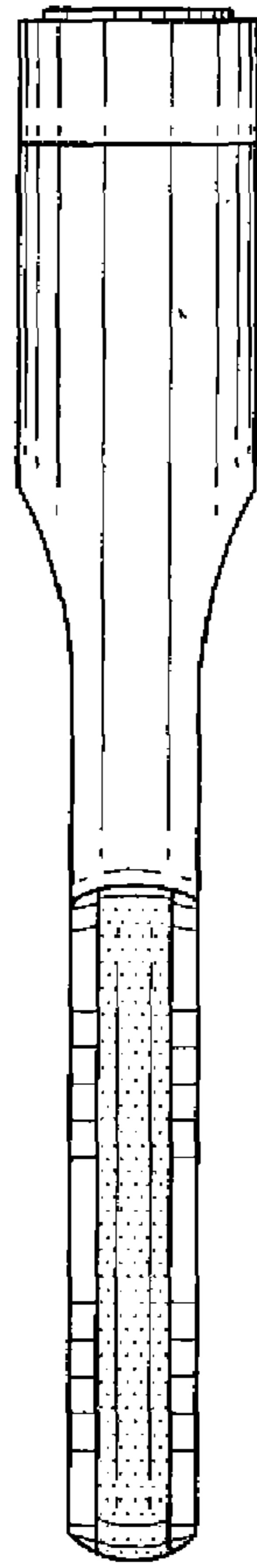


FIG. 7




FIG.8

