



US00D623744S

(12) **United States Design Patent**  
**Strnad et al.**

(10) **Patent No.:** **US D623,744 S**  
(45) **Date of Patent:** **\*\* Sep. 14, 2010**

(54) **ORTHOPEdic PLATE**

(75) Inventors: **Lee A. Strnad**, Broadview Hts., OH (US); **Vinay Korlepara**, Davie, FL (US); **Derek S. Lewis**, Copley, OH (US); **Dustin Ducharme**, Stow, OH (US); **Gordon Bennett**, Akron, OH (US); **James Sferra**, Chagrin Falls, OH (US)

(73) Assignee: **Orthohelix Surgical Designs, Inc.**, Medina, OH (US)

(\*\*) Term: **14 Years**

(21) Appl. No.: **29/313,865**

(22) Filed: **Feb. 17, 2009**

(51) **LOC (9) Cl.** ..... **24-03**

(52) **U.S. Cl.** ..... **D24/155**

(58) **Field of Classification Search** ..... D24/155, D24/156, 157; 623/17.11, 16.71; D8/391-393, D8/382, 354; 606/246, 247, 248, 249, 258, 606/267, 280, 70, 71, 283, 299, 166, 903, 606/905, 906, 286, 396, 17.16, 17.13, 250, 606/272, 74 D  
See application file for complete search history.

(56) **References Cited**

**U.S. PATENT DOCUMENTS**

4,219,015	A	8/1980	Steinemann	
4,493,317	A	1/1985	Klaue	
4,867,144	A *	9/1989	Karas et al.	606/280
4,955,886	A *	9/1990	Pawluk	606/280
D440,311	S *	4/2001	Michelson	D24/155
D449,692	S	10/2001	Michelson	
6,565,571	B1	5/2003	Jackowski et al.	
6,576,018	B1	6/2003	Holt	
D520,637	S *	5/2006	Kay et al.	D24/155
7,052,499	B2	5/2006	Steger et al.	
7,108,697	B2	9/2006	Mingozzi et al.	
7,189,237	B2	3/2007	Huebner	
7,220,263	B2 *	5/2007	Cordaro	606/70
7,229,442	B2 *	6/2007	Schafer	606/272
7,491,220	B2 *	2/2009	Coughln	606/280

D589,149	S *	3/2009	Strnad et al.	D24/155
7,500,976	B2 *	3/2009	Suh	606/70
7,572,282	B2 *	8/2009	Boomer et al.	606/280
7,695,472	B2 *	4/2010	Young	606/70
2006/0015102	A1	1/2006	Toullec et al.	
2006/0081553	A1	4/2006	Patterson et al.	
2006/0106387	A1	5/2006	Fanger et al.	
2006/0173459	A1	8/2006	Kay et al.	
2006/0235396	A1	10/2006	Sanders et al.	

(Continued)

**FOREIGN PATENT DOCUMENTS**

JP	20030102744	4/2003
----	-------------	--------

(Continued)

**OTHER PUBLICATIONS**

VariAx Foot Locking Plate System by Stryker dated 2009 (23 pages).

(Continued)

*Primary Examiner*—Charles A Rademaker  
(74) *Attorney, Agent, or Firm*—Hudak, Shunk & Farine Co. LPA

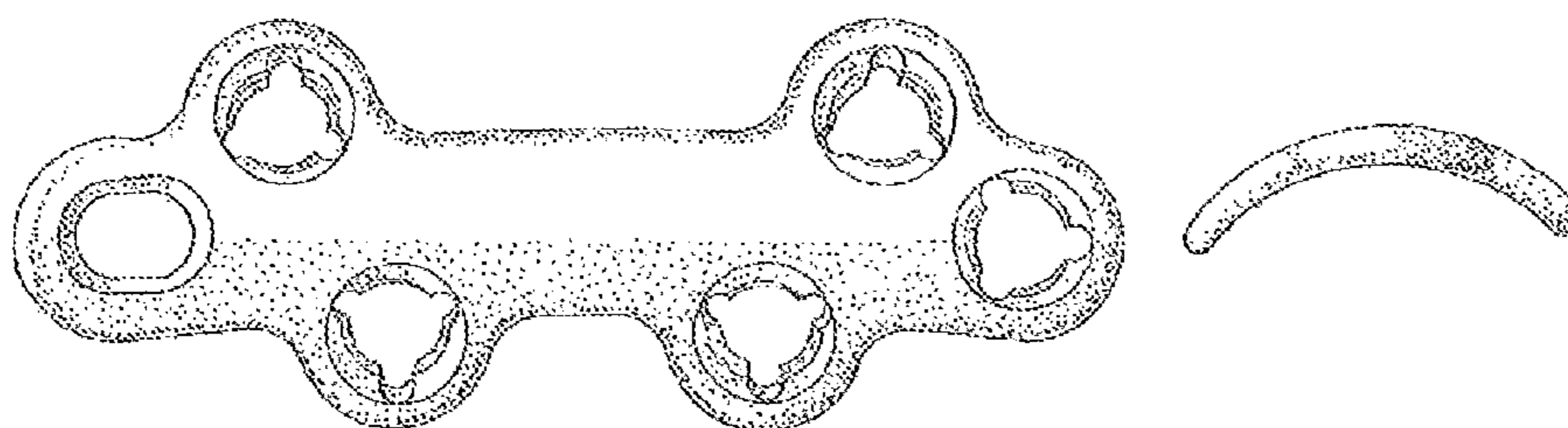
(57) **CLAIM**

We claim the ornamental design for an “orthopedic plate,” as shown.

**DESCRIPTION**

FIG. 1 is a top view of a orthopedic plate showing our new design;  
FIG. 2 is a side elevation view thereof;  
FIG. 3 is a right end elevation thereof; and,  
FIG. 4 is a side perspective view.

**1 Claim, 1 Drawing Sheet**



# US D623,744 S

Page 2

---

## U.S. PATENT DOCUMENTS

2006/0235397 A1 10/2006 Sanders et al.  
2006/0241592 A1 10/2006 Myerson et al.  
2006/0241607 A1 10/2006 Myerson et al.  
2006/0241608 A1 10/2006 Myerson et al.  
2007/0016205 A1 1/2007 Beutter et al.  
2007/0073298 A1 3/2007 Beutter et al.  
2007/0083204 A1 4/2007 Sidebotham

## FOREIGN PATENT DOCUMENTS

JP 20060280951 10/2006

## OTHER PUBLICATIONS

The corresponding International Search Report and Written Opinion dated Apr. 17, 2009.

Foot Reconstructive and Trauma Surgery—Internal and External Fixation Systems May 29, 2008 (pp. 2-12).

New Trauma Products from AO Development, Jun. 2006 (pp. 1-8).

A Straight Answer for Kids, Jan. 2007 (4 pages).

\* cited by examiner

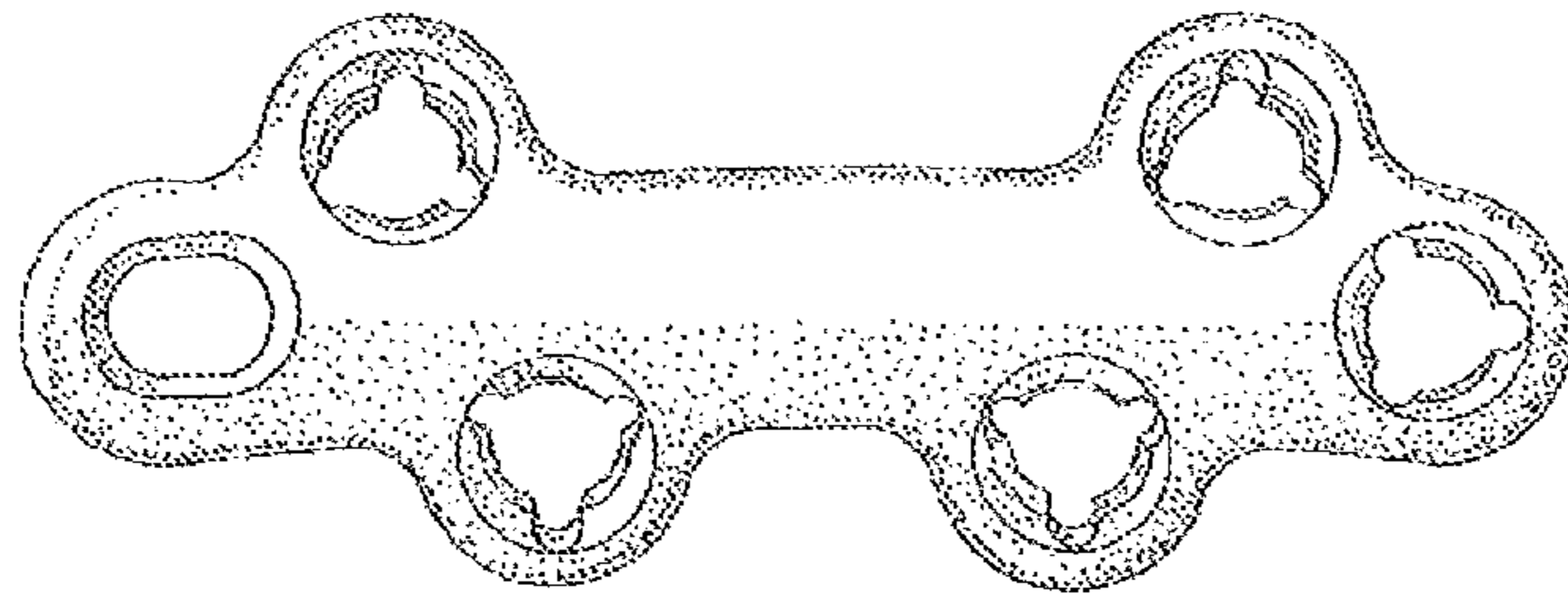


FIG. -1

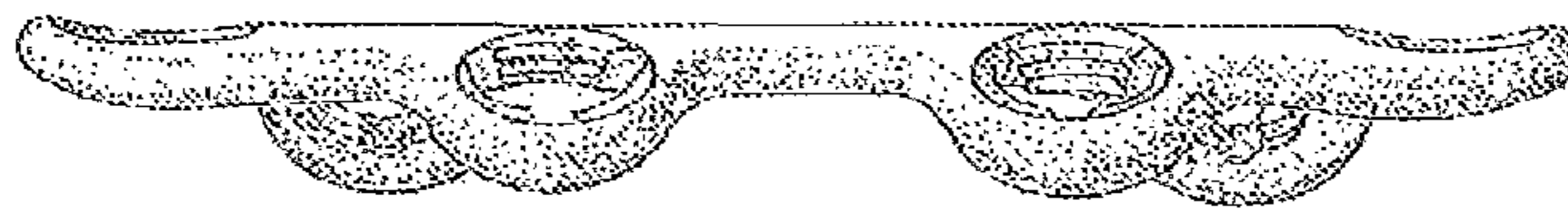


FIG. -2

FIG. -3

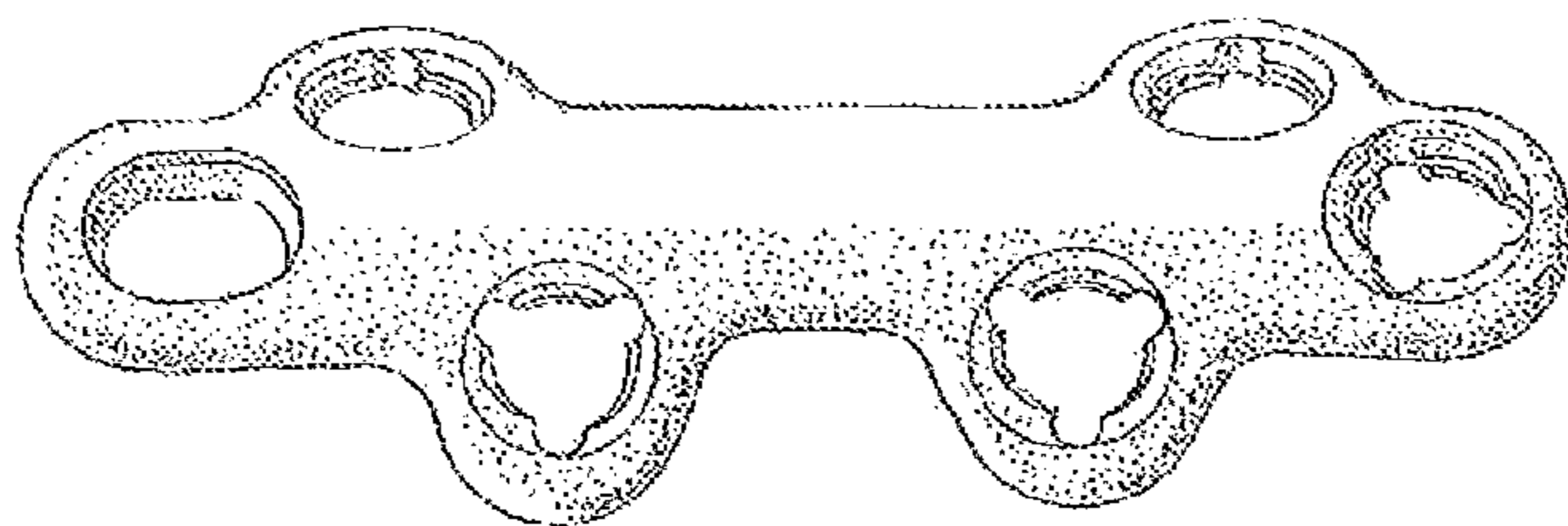


FIG. -4