



US00D623725S

(12) **United States Design Patent**
Bouroullec et al.

(10) **Patent No.:** **US D623,725 S**

(45) **Date of Patent:** **** Sep. 14, 2010**

(54) **HANDLE**

(75) Inventors: **Erwan Bouroullec**, Paris (FR); **Ronan Bouroullec**, Paris (FR)

(73) Assignee: **Hansgrohe AG**, Schiltach (DE)

(**) Term: **14 Years**

(21) Appl. No.: **29/342,195**

(22) Filed: **Aug. 20, 2009**

(30) **Foreign Application Priority Data**

Jun. 3, 2009 (EM) 001101125-0007

(51) **LOC (9) Cl.** **23-01**

(52) **U.S. Cl.** **D23/254**

(58) **Field of Classification Search** D23/238-243,
D23/250, 252, 254; 4/676-677; D8/350-353,
D8/308; 137/350-353

See application file for complete search history.

(56) **References Cited**

U.S. PATENT DOCUMENTS

D523,936 S * 6/2006 Schaffeld et al. D23/252

OTHER PUBLICATIONS

Brochure—ombg, 3 pgs., OMBG SRL, Novarese, Italy (at least as early as Mar. 11, 2008).

Brochure—Palazzani Rubinetterie, 3 pgs., Palazzani Rubinetterie SpA, Casalmorano, Italy (at least as early as Aug. 29, 2006).

Brochure—Disegnare l'acqua, 3 pgs., Painsi SpA Rubinetterie, Pugno, Italy (at least as early as Sep. 27, 2005).

* cited by examiner

Primary Examiner—Robert A Delehanty

(74) *Attorney, Agent, or Firm*—Nirav D. Parikh; Edgar A. Zarins

(57) **CLAIM**

The ornamental design for a handle, as shown and described.

DESCRIPTION

FIG. 1 is a perspective view of a handle showing our design;

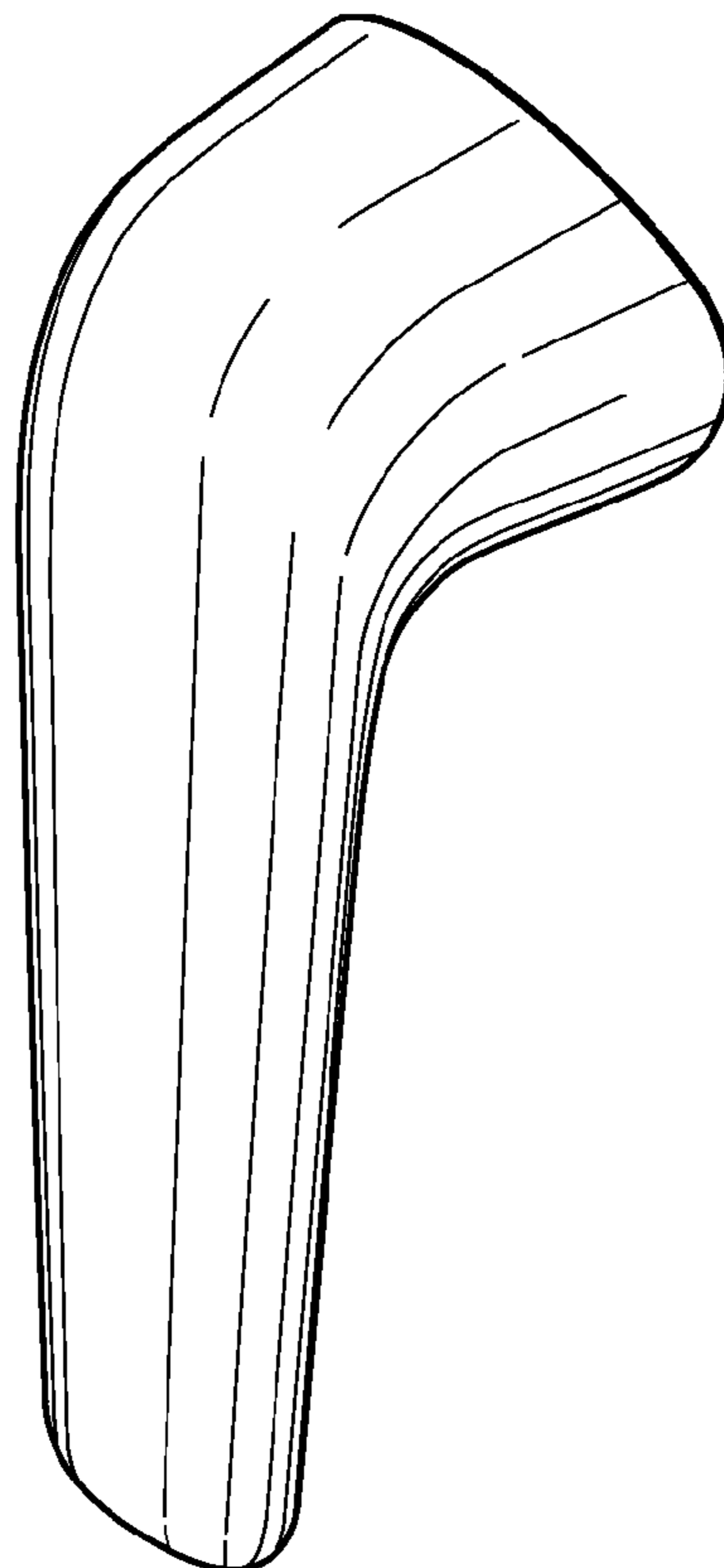
FIG. 2 is a front elevational view thereof;

FIG. 3 is a left side elevational view thereof; the right side elevational view being a mirror image thereof;

FIG. 4 is a bottom plan view thereof; and,

FIG. 5 is a top plan view thereof.

1 Claim, 5 Drawing Sheets



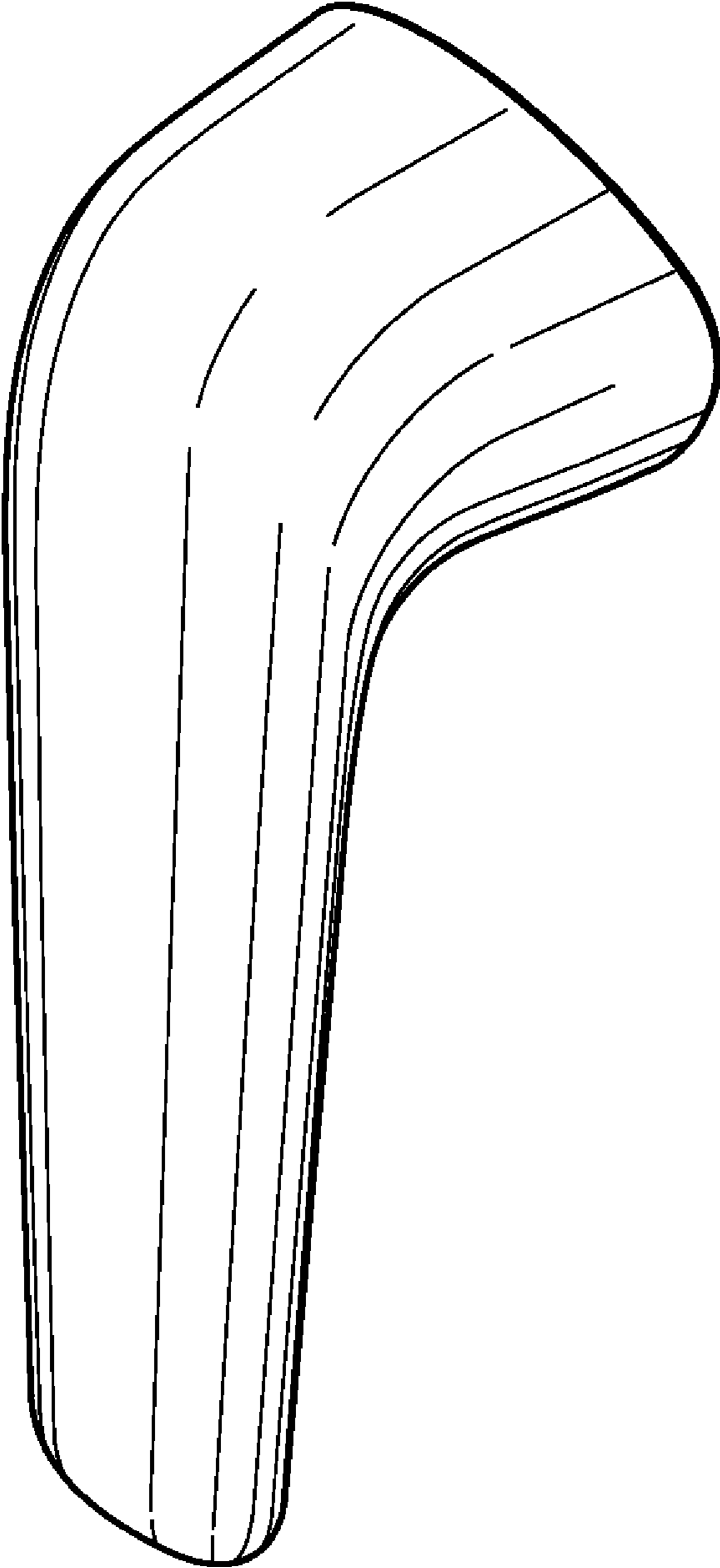


FIG. 1

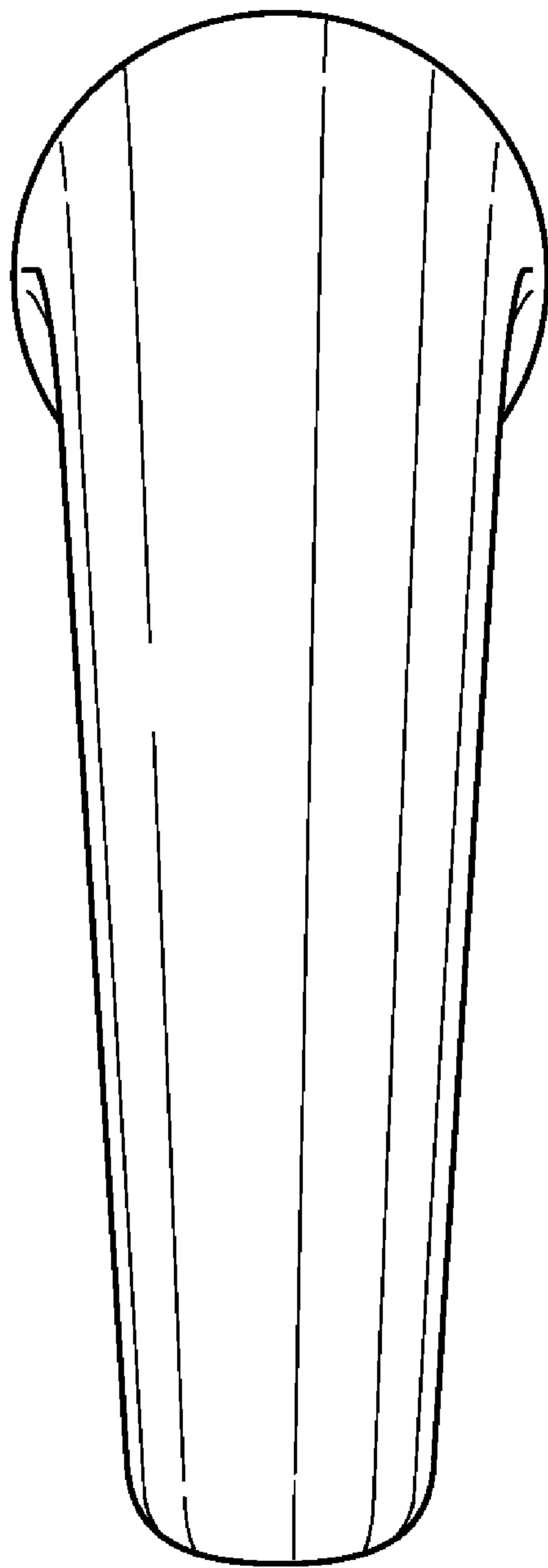


FIG. 2

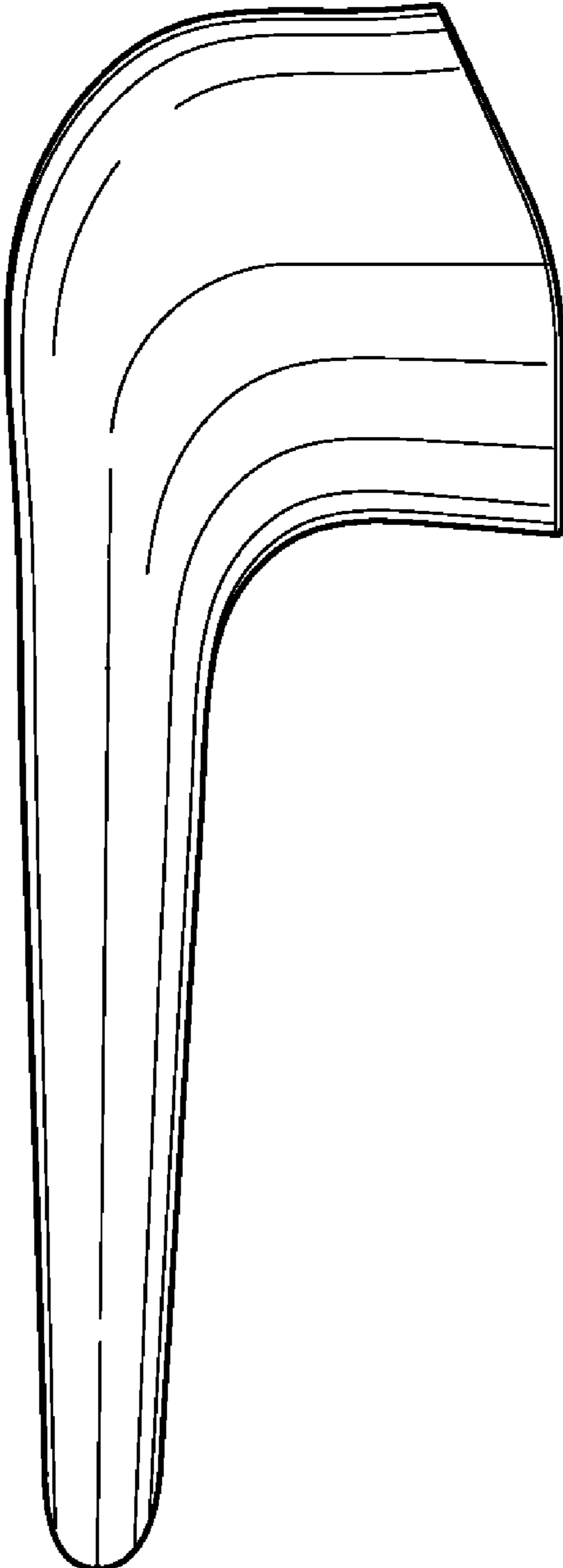


FIG. 3




FIG. 4

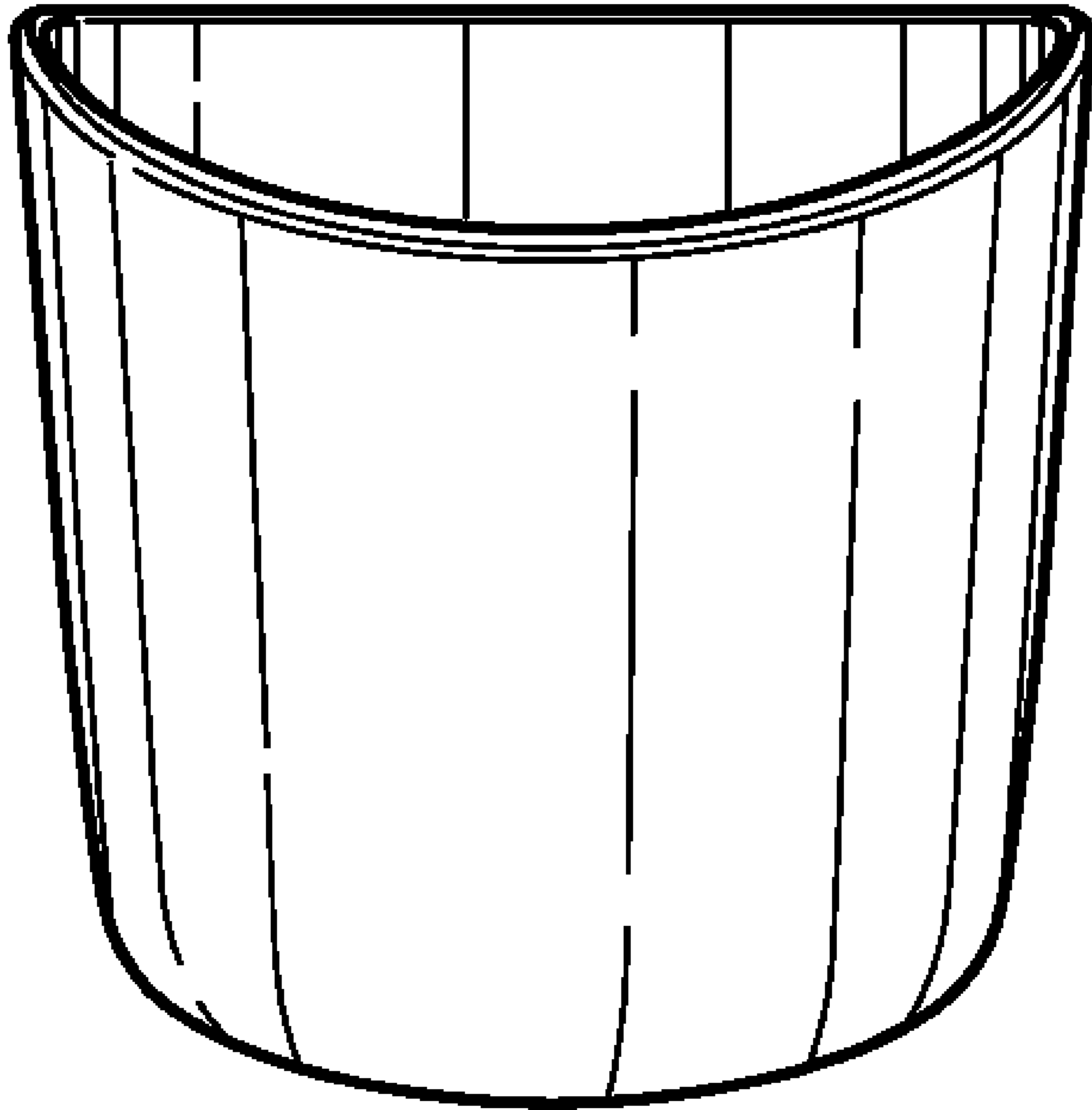


FIG. 5