

US00D623697S

(12) **United States Design Patent**
Makhija et al.

(10) **Patent No.:** **US D623,697 S**

(45) **Date of Patent:** **** *Sep. 14, 2010**

(54) **SIGNAGE SUPPORT STEM**

(76) Inventors: **Manu B Makhija**, 25119 Valley Oak Dr., Castro Valley, CA (US) 94552;
Benjamin L Garfinkle, 1120 Portal Ave., Piedmont, CA (US) 94610

4,777,750 A * 10/1988 Garfinkle 40/607.04
6,530,166 B1 * 3/2003 Garfinkle et al. 40/606.14
2002/0174582 A1 * 11/2002 Garfinkle et al. 40/607.1
2008/0028652 A1 * 2/2008 Makhija et al. 40/606.15
2008/0178506 A1 * 7/2008 Garfinkle 40/658

(*) Notice: This patent is subject to a terminal disclaimer.

(**) Term: **14 Years**

(21) Appl. No.: **29/335,127**

(22) Filed: **Apr. 9, 2009**

Related U.S. Application Data

(60) Continuation of application No. 11/888,108, filed on Jul. 31, 2007, which is a continuation of application No. 10/147,669, filed on Jul. 22, 2002, which is a division of application No. 09/684,726, filed on Oct. 6, 2000, now Pat. No. 6,530,166.

(51) **LOC (9) Cl.** **20-02**

(52) **U.S. Cl.** **D20/41**

(58) **Field of Classification Search** D20/10,
D20/19, 22, 27, 40, 41, 43, 99; 40/299.01,
40/316, 320, 541, 584, 606.01, 606.03, 606.14,
40/606.15, 606.18, 607, 607.01, 607.04,
40/607.11, 607.13, 658, 642.02, 661, 661.01,
40/661.05, 661.12; D10/109; 128/204; 248/473;
362/812

See application file for complete search history.

(56) **References Cited**

U.S. PATENT DOCUMENTS

4,134,222 A * 1/1979 Orsos 40/606.15

FOREIGN PATENT DOCUMENTS

FR 2687243 A1 * 8/1993

* cited by examiner

Primary Examiner—Janice E Seeger

Assistant Examiner—Mary Ann Calabrese

(74) *Attorney, Agent, or Firm*—Bay Area Technology Law Group PC

(57) **CLAIM**

The ornamental design for a signage support stem, as shown and described.

DESCRIPTION

FIG. 1 is a perspective view of a signage support stem showing our new design;

FIG. 2 is a front view of the signage support stem;

FIG. 3 is a back view thereof;

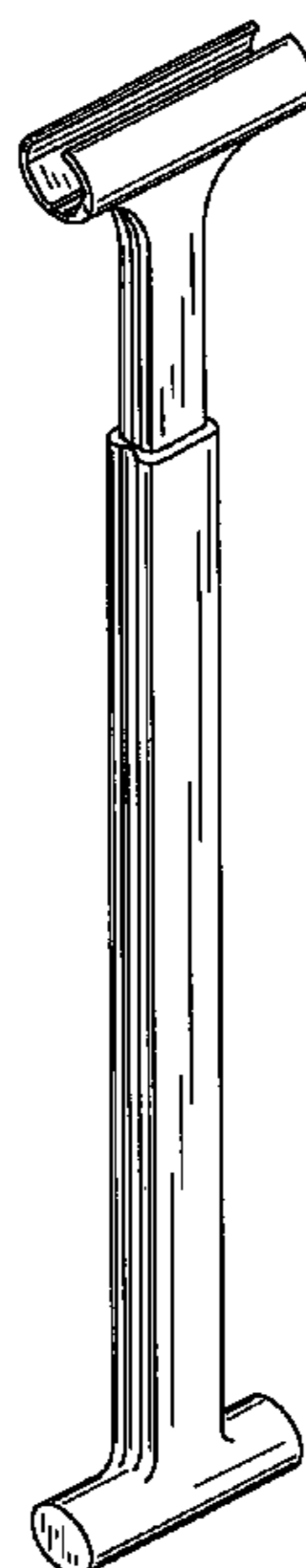
FIG. 4 is a left side view thereof;

FIG. 5 is a right side view thereof;

FIG. 6 is a top view thereof; and,

FIG. 7 is a bottom view thereof FIG. 7 further includes broken lines as unclaimed portions of the signage support stem.

1 Claim, 3 Drawing Sheets



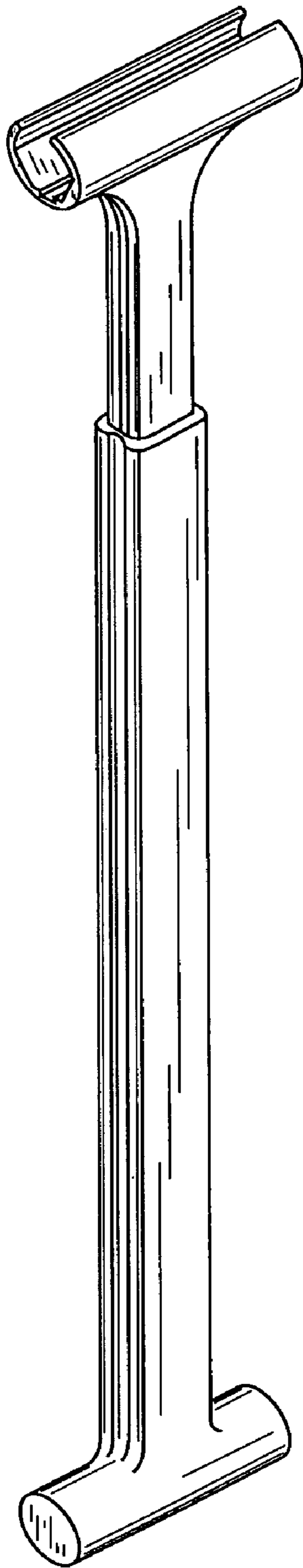


FIG. 1

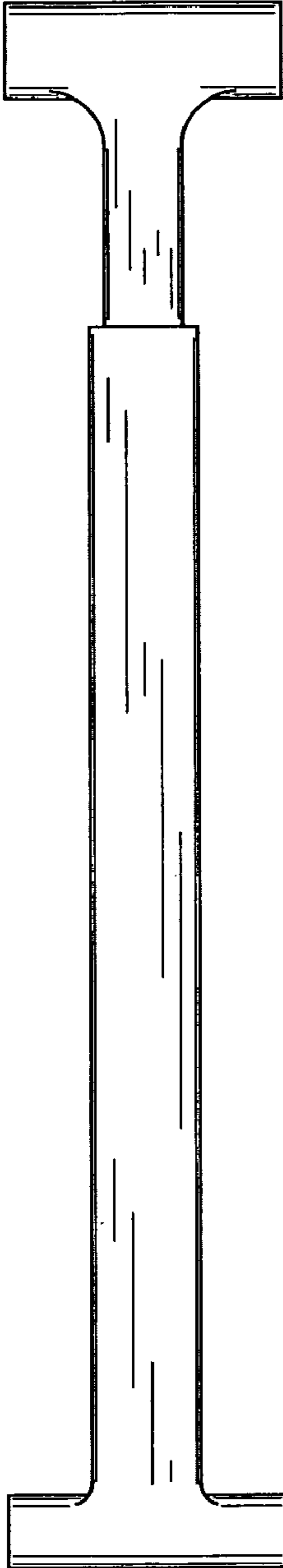


FIG. 2

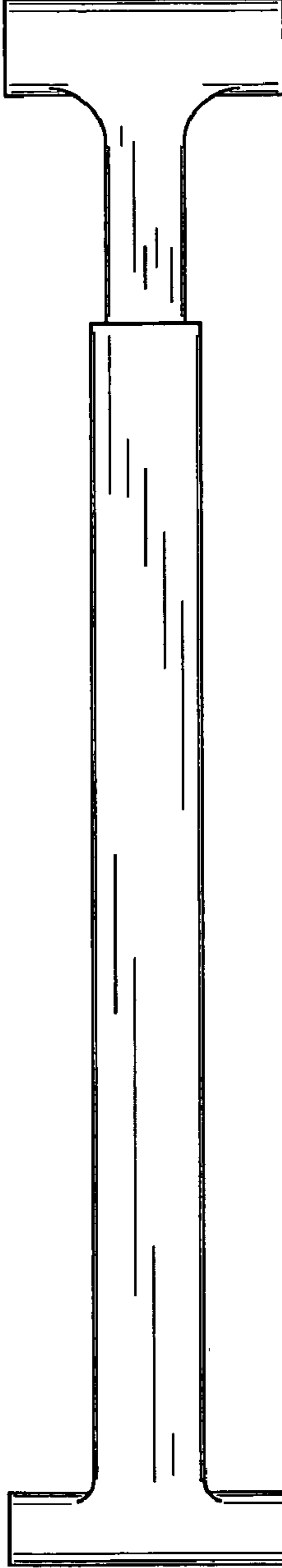


FIG. 3

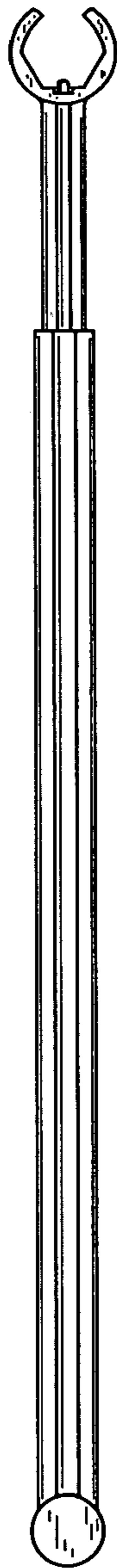


FIG. 4

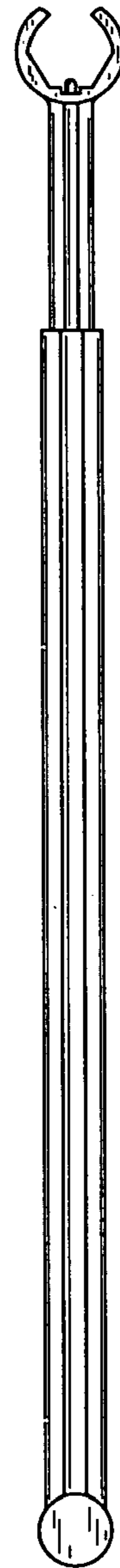


FIG. 5




FIG. 6




FIG. 7