



US00D623696S

(12) **United States Design Patent**
Zemel

(10) **Patent No.:** **US D623,696 S**

(45) **Date of Patent:** **** Sep. 14, 2010**

(54) **FOOD TAG**

(75) Inventor: **Marc Zemel**, Melville, NY (US)

(73) Assignee: **Mr. Bar-B-Q-, Inc.**, Old Bethpage, NY (US)

(**) Term: **14 Years**

(21) Appl. No.: **29/358,294**

(22) Filed: **Mar. 25, 2010**

(51) **LOC (9) Cl.** **19-08**

(52) **U.S. Cl.** **D20/28**

(58) **Field of Classification Search** D20/10,
D20/19, 22-28, 40, 41, 99; 40/124.01, 299.01,
40/312, 313, 329, 360, 446, 541, 584, 625,
40/626, 630, 638, 658, 661, 661.01, 661.04,
40/661.11, 662, 665; D8/367, 382, 388,
D8/389; D10/104, 109; D12/162; 283/56,
283/71, 81; 362/812

See application file for complete search history.

(56) **References Cited**

U.S. PATENT DOCUMENTS

| | | | | |
|-----------|-----|---------|-----------|--------|
| 911,273 | A | 2/1909 | Scott | |
| 1,333,514 | A | 3/1920 | Swanson | |
| 1,484,887 | A * | 2/1924 | Hyatt | 40/625 |
| D159,360 | S * | 7/1950 | Noble | D20/10 |
| 3,772,809 | A | 11/1973 | Schneller | |
| D244,197 | S * | 5/1977 | Ostroll | D20/28 |

| | | | | |
|--------------|------|---------|----------------|-----------|
| D298,736 | S * | 11/1988 | Shiraishi | D8/388 |
| D300,116 | S * | 3/1989 | Samson et al. | D8/367 |
| D416,189 | S * | 11/1999 | Bollman | D8/382 |
| 6,085,453 | A | 7/2000 | Volk | |
| 6,226,911 | B1 | 5/2001 | Wescombe | |
| D444,433 | S * | 7/2001 | McBroom et al. | D12/162 |
| 6,381,890 | B1 | 5/2002 | Sjöstedt | |
| 6,675,512 | B1 * | 1/2004 | Shwartz et al. | 40/329 |
| D510,957 | S * | 10/2005 | Miller | D20/19 |
| D602,990 | S * | 10/2009 | Magera | D20/22 |
| 2008/0145484 | A1 | 6/2008 | Haywood | |
| 2008/0276514 | A1 * | 11/2008 | Lee | 40/661.04 |

* cited by examiner

Primary Examiner—Mary Ann Calabrese

(74) *Attorney, Agent, or Firm*—Seth Natter; Natter & Natter

(57) **CLAIM**

The ornamental design for a food tag, as shown and described.

DESCRIPTION

FIG. 1 is a top plan view of a food tag showing my new design;

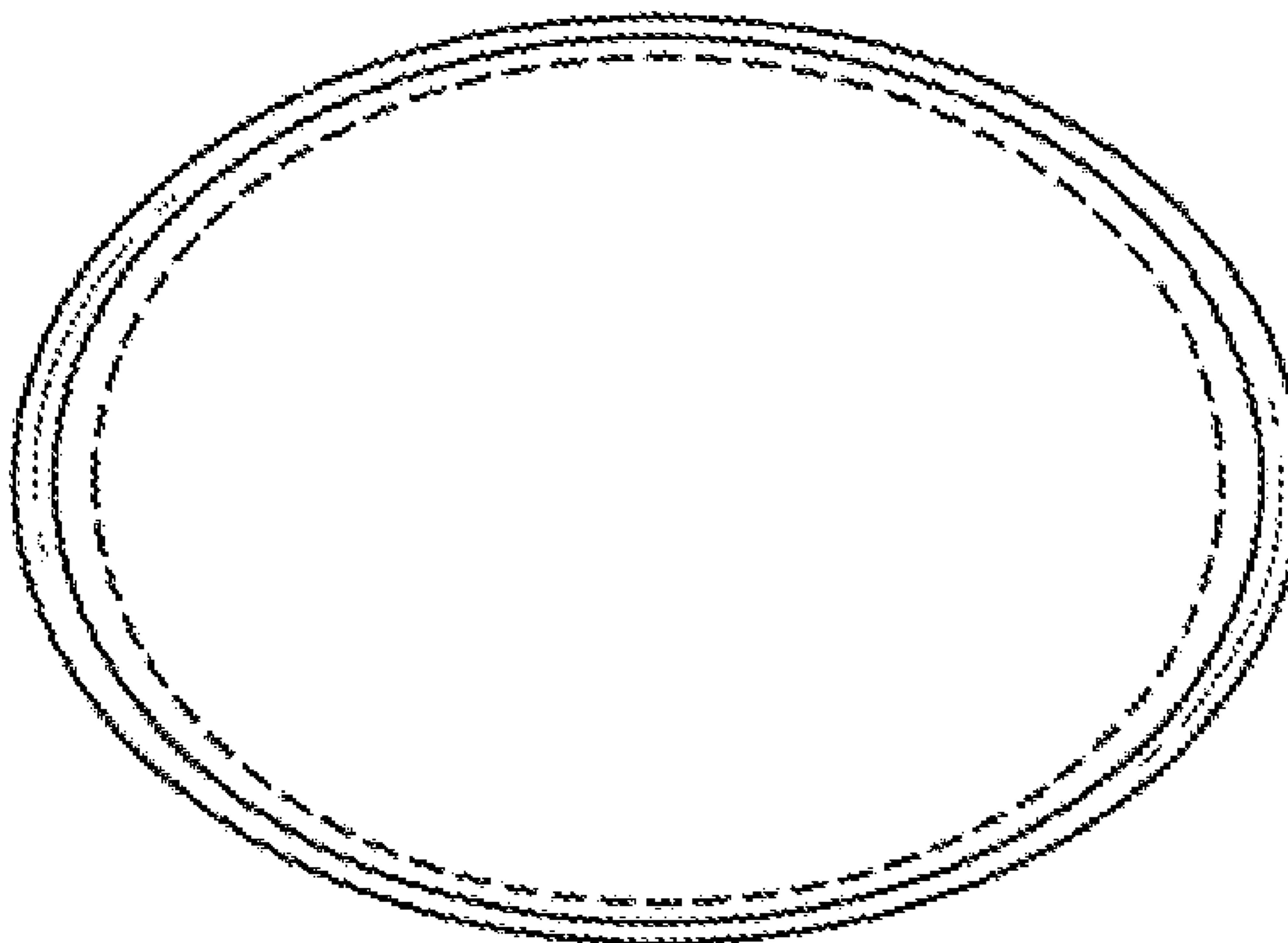
FIG. 2 is a front elevational view thereof, the rear elevational view being a mirror image thereof;

FIG. 3 is a bottom view thereof; and,

FIG. 4 is a side elevational view thereof, the opposite side being a mirror image thereof.

The broken line showings form no part of the claimed design.

1 Claim, 1 Drawing Sheet



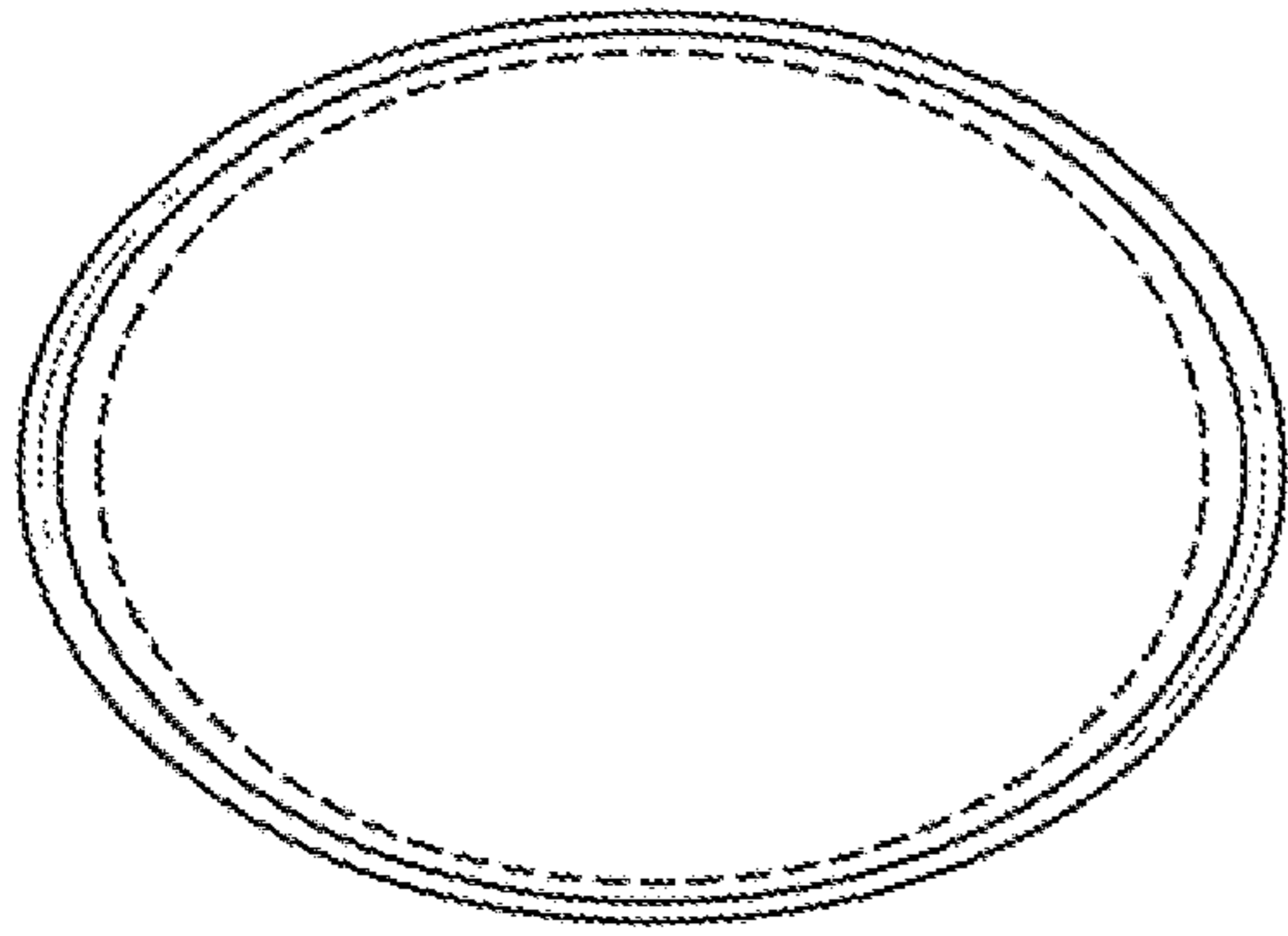


Fig. 1

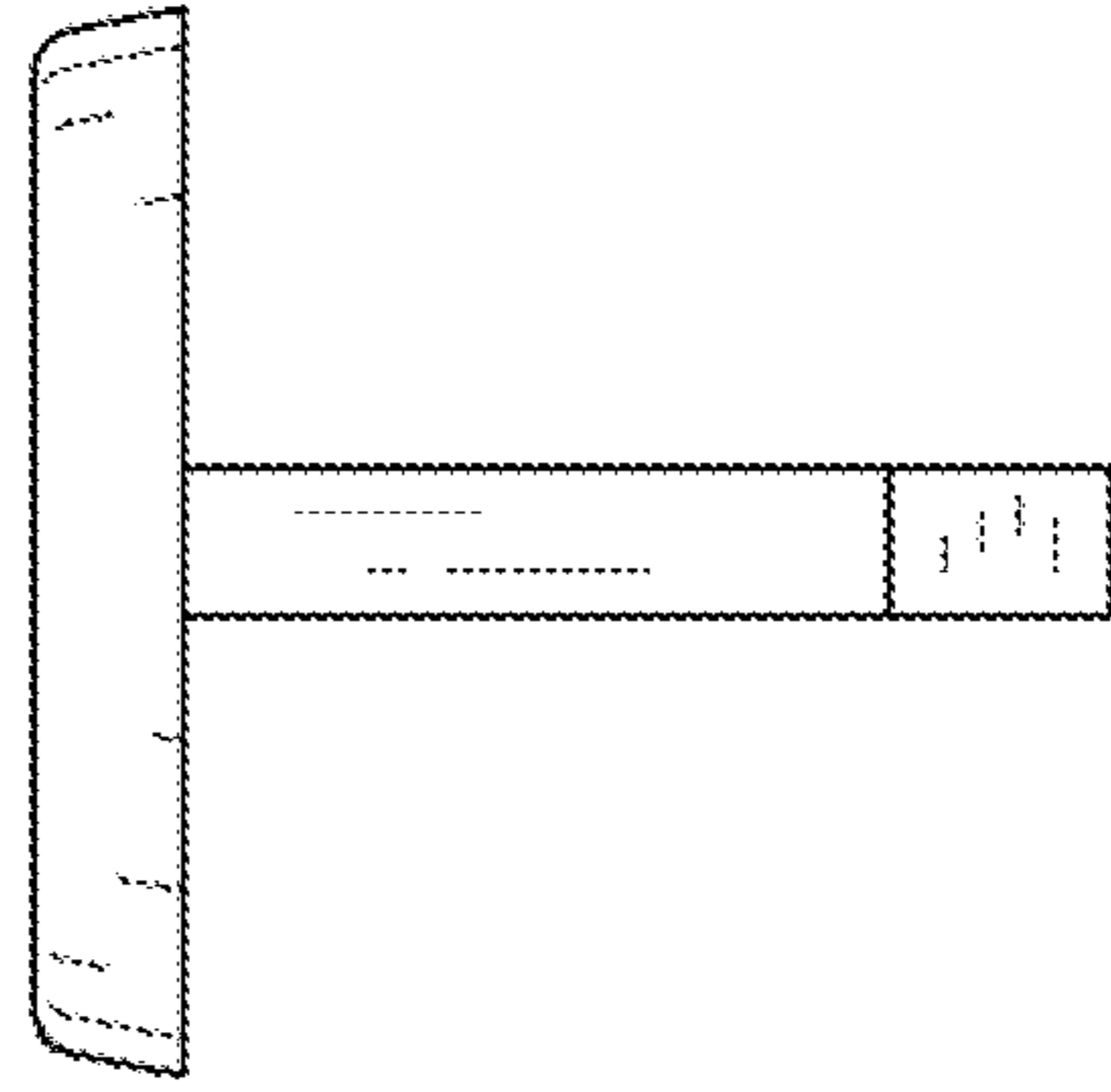


Fig. 4

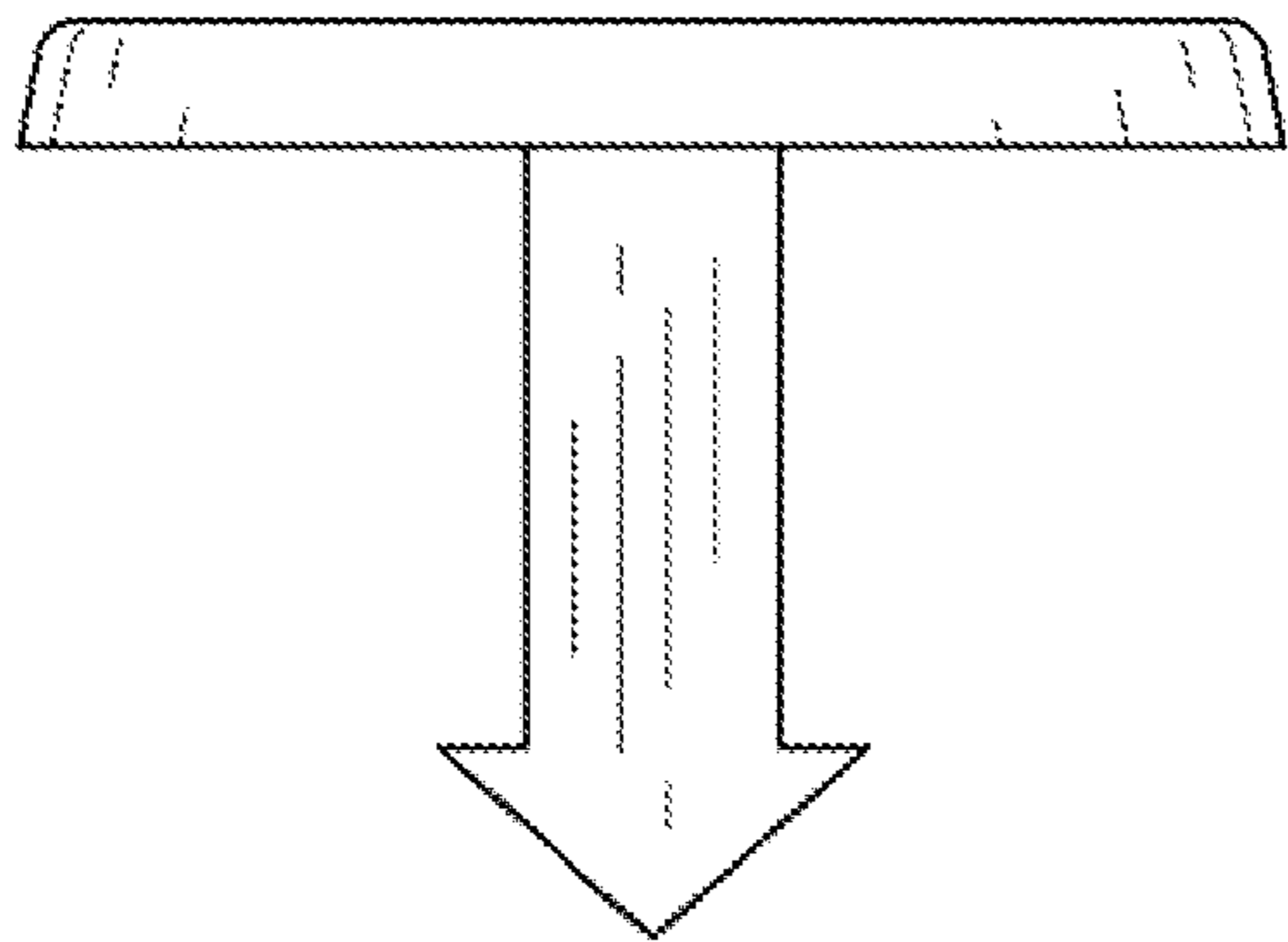


Fig. 2

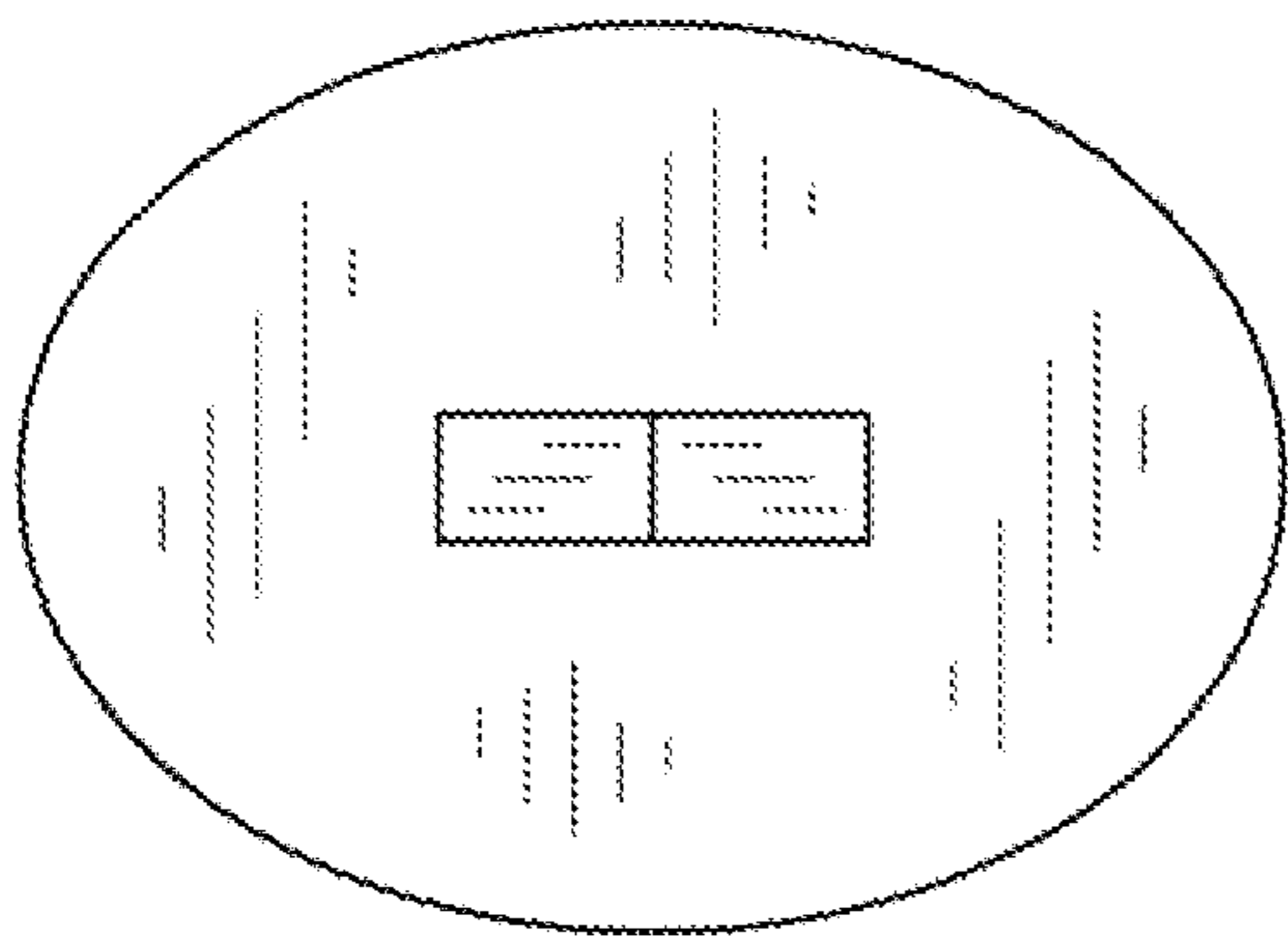


Fig. 3