

US00D623693S

(12) **United States Design Patent**
Hoch et al.

(10) **Patent No.:** **US D623,693 S**
(45) **Date of Patent:** **** Sep. 14, 2010**

(54) **DRY ERASE BOARD**

(75) Inventors: **Benjamin Hoch**, Irvine, CA (US);
Michael Cerillo, San Clemente, CA
(US)

(73) Assignee: **Mega Brands International**,
Luxembourg, Zug Branch, Zug (CH)

(**) Term: **14 Years**

(21) Appl. No.: **29/356,667**

(22) Filed: **Mar. 1, 2010**

(51) **LOC (9) Cl.** **19-06**

(52) **U.S. Cl.** **D19/52**

(58) **Field of Classification Search** D6/300-314;
D7/698, 699; D14/336, 371, 448; D19/52,
D19/88; D20/10, 19, 40, 42; 40/358, 541,
40/584, 611.01; 434/408, 409, 415, 421,
434/422, 425

See application file for complete search history.

(56) **References Cited**

U.S. PATENT DOCUMENTS

D69,773 S *	3/1926	Rosenblum	D6/304
2,319,278 A	5/1943	Urbain		
D164,008 S *	7/1951	Loyd	D12/193
D208,051 S *	7/1967	Bott	D12/193
3,916,172 A	10/1975	Engle, Jr.		
D244,017 S *	4/1977	Bott	D12/193
D271,011 S *	10/1983	Bott	D12/193
4,708,490 A	11/1987	Arber		
D317,400 S *	6/1991	Loew	D8/382
D333,607 S *	3/1993	Isler	D8/382
D343,865 S *	2/1994	Pohl	D19/78
5,301,477 A	4/1994	Rellinger et al.		
5,527,568 A	6/1996	Boone et al.		
5,658,635 A	8/1997	Davis et al.		
D393,001 S	3/1998	Mayo		
D398,783 S *	9/1998	Plein, II	D6/300
D402,696 S	12/1998	Rosen		
D402,697 S	12/1998	Rosen		
D410,250 S *	5/1999	Robertson, Jr.	D19/52

5,987,825 A	11/1999	Rosen		
D433,573 S *	11/2000	Rochon	D6/308
D465,522 S	11/2002	Beno		
6,631,573 B1	10/2003	Alba		
6,657,924 B2	12/2003	Mccravy		
D496,068 S *	9/2004	Mandel	D19/36
6,837,715 B2	1/2005	Beno		

(Continued)

Primary Examiner—Elizabeth A Albert

(74) *Attorney, Agent, or Firm*—Plumsea Law Group, LLC

(57) **CLAIM**

We claim the ornamental design for a dry erase board, as shown and described.

DESCRIPTION

FIG. 1 is a perspective view showing a new design for a dry erase board;

FIG. 2 is a front view of the dry erase board of FIG. 1;

FIG. 3 is a rear view of the dry erase board of FIG. 1, the rear view thereof is unornamented;

FIG. 4 is a side view of the dry erase board of FIG. 1;

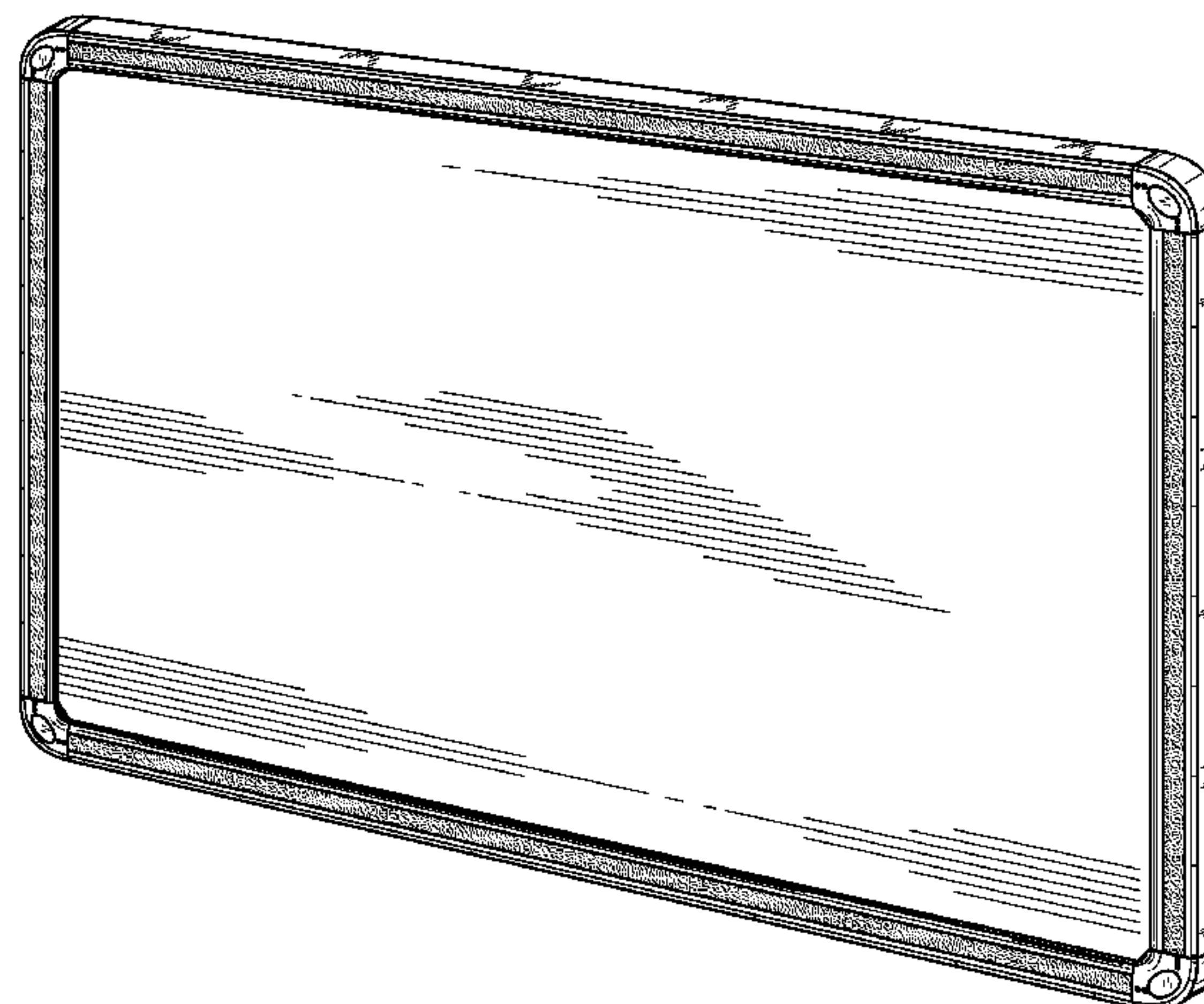
FIG. 5 is the opposite side view of the dry erase board of FIG. 1;

FIG. 6 is a top plan view of the dry erase board of FIG. 1; and, FIG. 7 is a bottom plan view of the dry erase board of FIG. 1.

The stippling shown on the display board in FIGS. 1 and 2 represents a contrast of materials.

The broken lines in FIG. 3 represent the rear surface and form no part of the claimed design.

1 Claim, 5 Drawing Sheets



US D623,693 S

Page 2

U.S. PATENT DOCUMENTS

6,877,262	B2	4/2005	Bianco				
D515,969	S *	2/2006	Hines	D11/132			
D521,557	S	5/2006	Fedorov et al.				
7,093,857	B2	8/2006	Martin				
7,293,993	B2	11/2007	Fedorov et al.				
D562,589	S *	2/2008	Mellon	D6/449			
7,376,909	B1	5/2008	Coyle				
7,480,212	B1	1/2009	DuBreuil				
D590,018	S *	4/2009	Nash et al.	D19/52			
D593,156	S *	5/2009	Vasconcelos	D19/52			
D602,487	S *	10/2009	Maskatia	D14/341			
D609,782	S *	2/2010	Whatley	D23/249			
2005/0191611	A1 *	9/2005	Owen et al.	434/408			
2005/0255272	A1	11/2005	Query, Jr.				
2007/0217292	A1	9/2007	Williams				
2008/0104868	A1	5/2008	Drie				
2008/0263917	A1	10/2008	Kwon				

* cited by examiner

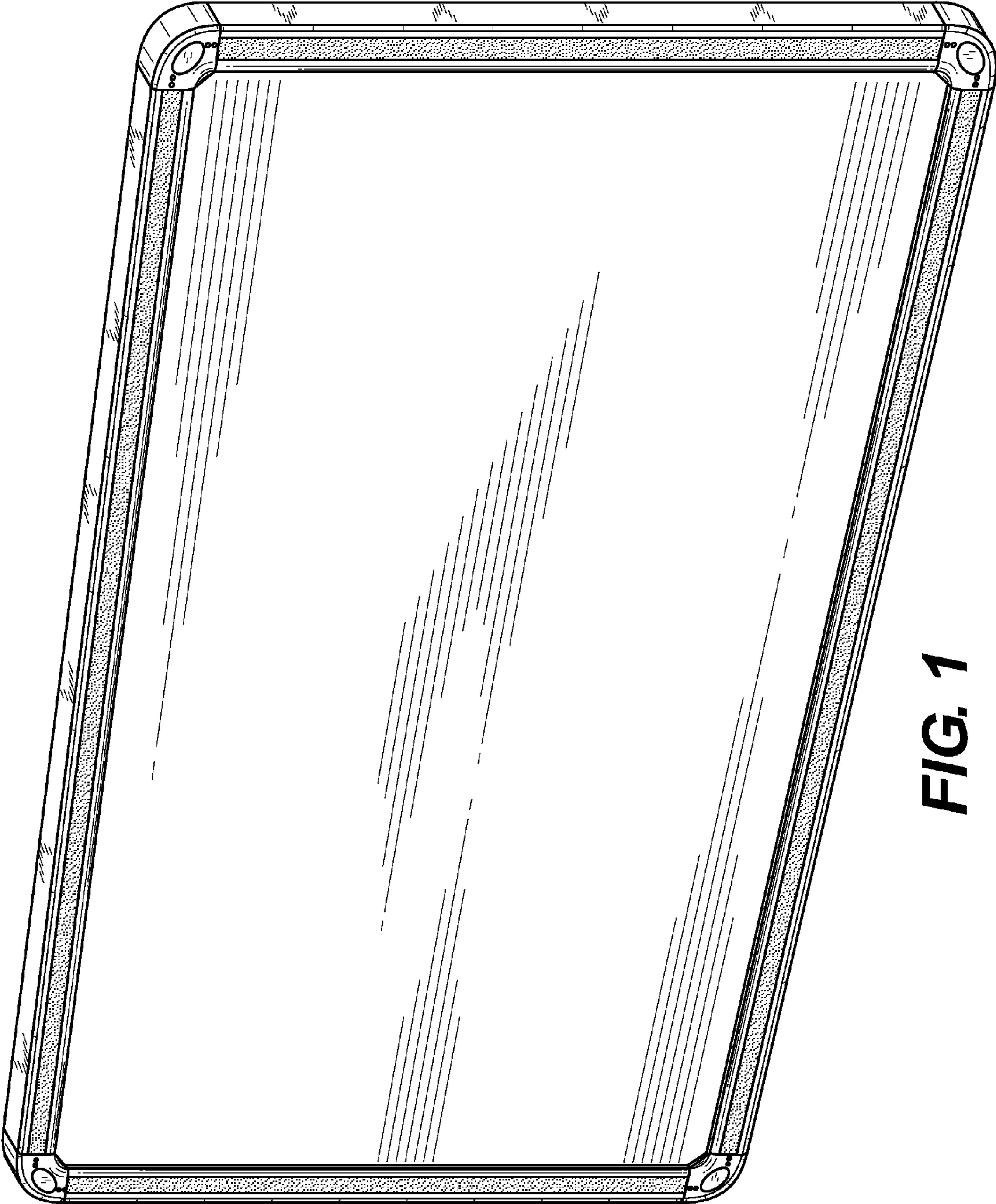


FIG. 1




FIG. 2




FIG. 3

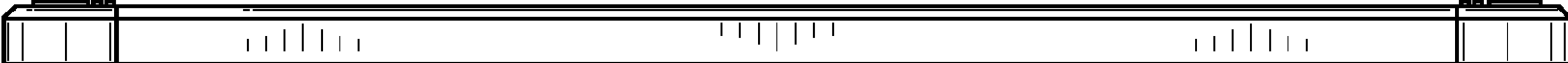


FIG. 5



FIG. 4



FIG. 6



FIG. 7

UNITED STATES PATENT AND TRADEMARK OFFICE
CERTIFICATE OF CORRECTION

PATENT NO. : D623,693 S
APPLICATION NO. : 29/356667
DATED : September 14, 2010
INVENTOR(S) : Benjamin Hoch et al.

Page 1 of 1

It is certified that error appears in the above-identified patent and that said Letters Patent is hereby corrected as shown below:

On the Title Page,

In the DESCRIPTION

FIG. 3, “the rear view thereof is unornamented” has been canceled.

Signed and Sealed this
Eleventh Day of January, 2011

A handwritten signature in black ink that reads "David J. Kappos". The signature is written in a cursive, slightly slanted style.

David J. Kappos
Director of the United States Patent and Trademark Office