

US00D623692S

(12) **United States Design Patent**
Renner et al.

(10) **Patent No.:** **US D623,692 S**

(45) **Date of Patent:** **** Sep. 14, 2010**

(54) **PENCIL**

6,234,699 B1 * 5/2001 Brode 401/195
D544,541 S * 6/2007 Li D19/43

(75) Inventors: **Reinhard Renner**, Esslingen (DE);
Ulrich Schweig, Esslingen (DE)

* cited by examiner

(73) Assignee: **J.S. Staedtler GmbH & Co. KG**,
Nürnberg (DE)

Primary Examiner—Elizabeth A Albert
(74) *Attorney, Agent, or Firm*—Lucas & Mercanti, LLP;
Klaus P. Stoffel

(**) Term: **14 Years**

(57) **CLAIM**

(21) Appl. No.: **29/314,903**

The ornamental design for a pencil, as shown and described.

(22) Filed: **May 7, 2009**

DESCRIPTION

(30) **Foreign Application Priority Data**

Nov. 10, 2008 (EM) 001036792

FIG. 1 is an elevational side view of a pencil showing my new design;

(51) **LOC (9) Cl.** **19-06**

FIG. 2 is another side view thereof;

(52) **U.S. Cl.** **D19/45**

FIG. 3 is another side view thereof;

(58) **Field of Classification Search** D19/35,
D19/36, 41–51, 53–57; 24/11 F, 11 P, 11 R;
401/52, 99, 100, 104–109, 192, 195, 196;
D14/411

FIG. 4 is another side view thereof;

FIG. 5 is a front view thereof;

FIG. 6 is a rear view thereof;

FIG. 7 is a perspective view thereof;

See application file for complete search history.

FIG. 8 is an elevational side view of a second embodiment of the pencil;

FIG. 9 is another side view thereof;

FIG. 10 is another side view thereof;

FIG. 11 is another side view thereof;

FIG. 12 is a front view thereof;

FIG. 13 is a rear view thereof; and,

FIG. 14 is a perspective view thereof.

(56) **References Cited**

U.S. PATENT DOCUMENTS

D31,072 S * 6/1899 Tucker D19/50
D42,553 S * 5/1912 Tolfree D19/49
1,920,361 A * 8/1933 Daneke 401/96
D359,307 S * 6/1995 Anavil et al. D19/50
D393,876 S * 4/1998 Gray et al. D19/50
D401,276 S * 11/1998 Worther D19/50
5,893,671 A * 4/1999 Bellue 401/6
5,984,556 A * 11/1999 Gray et al. 401/192

1 Claim, 10 Drawing Sheets

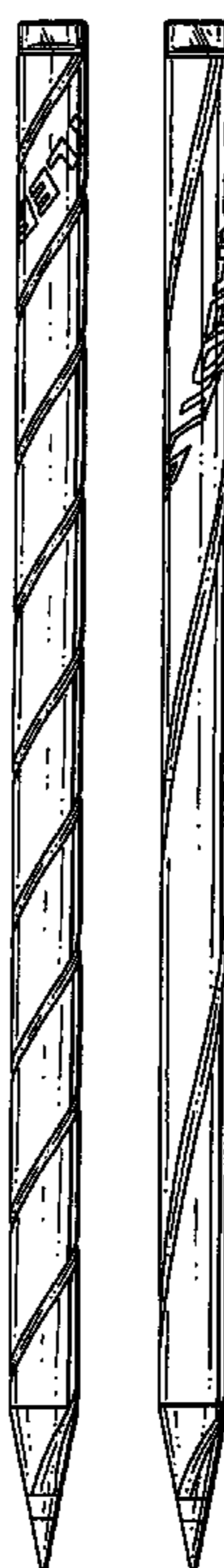


FIG. 1



FIG. 2

FIG. 3



FIG. 4

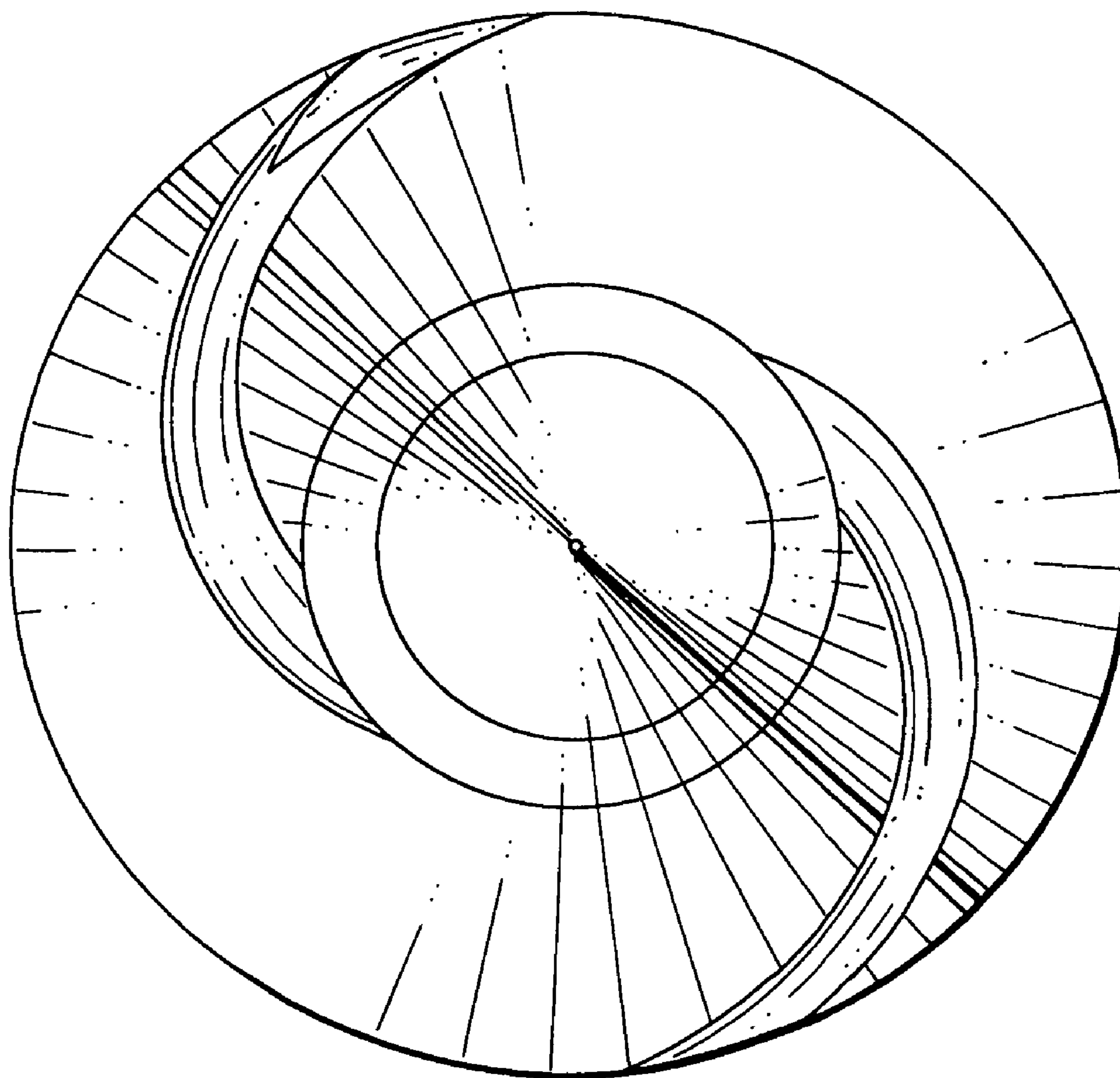


FIG. 5




FIG. 6

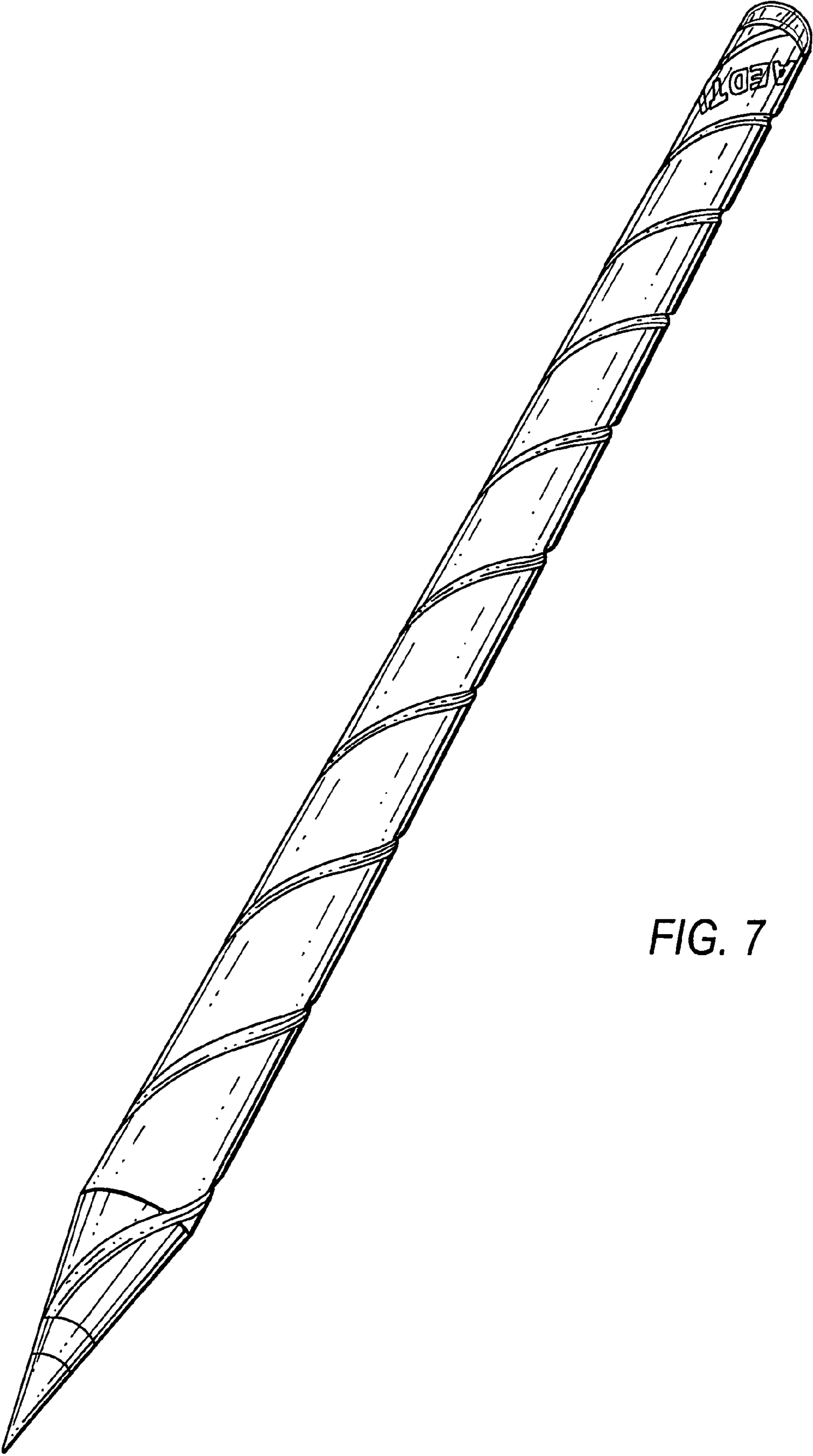


FIG. 7

FIG. 8





FIG. 9

FIG. 10



FIG. 11

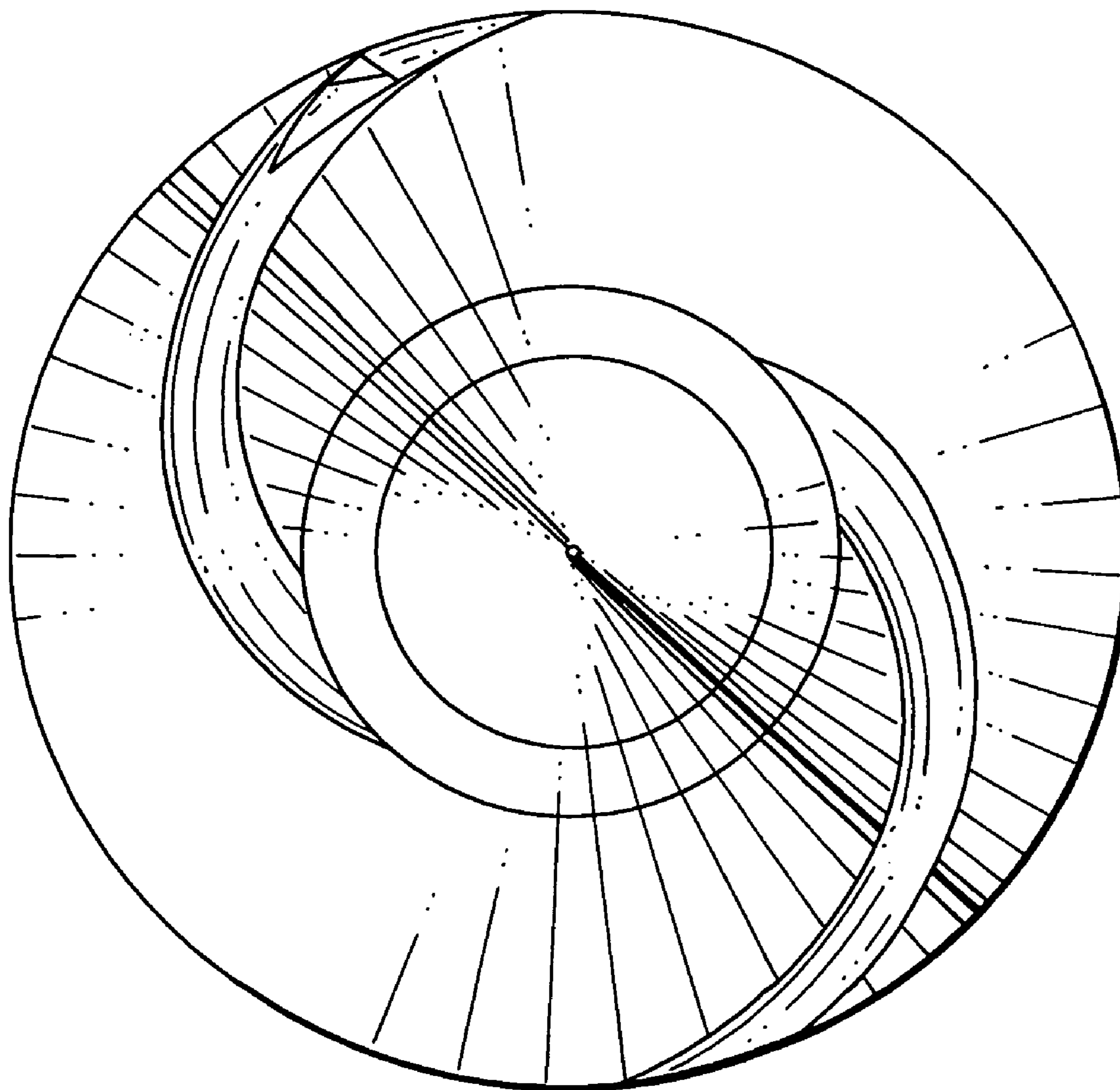


FIG. 12

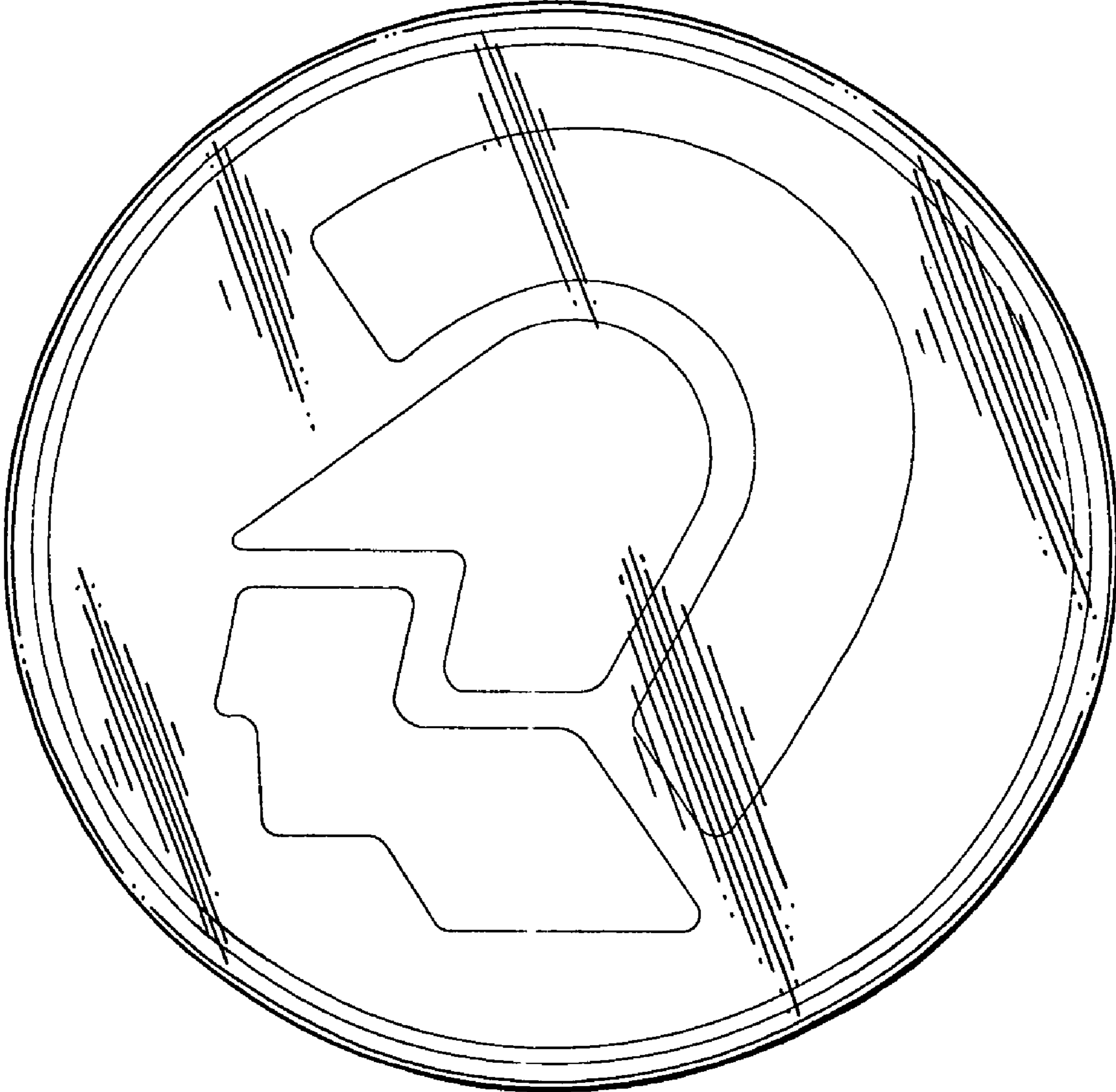


FIG. 13

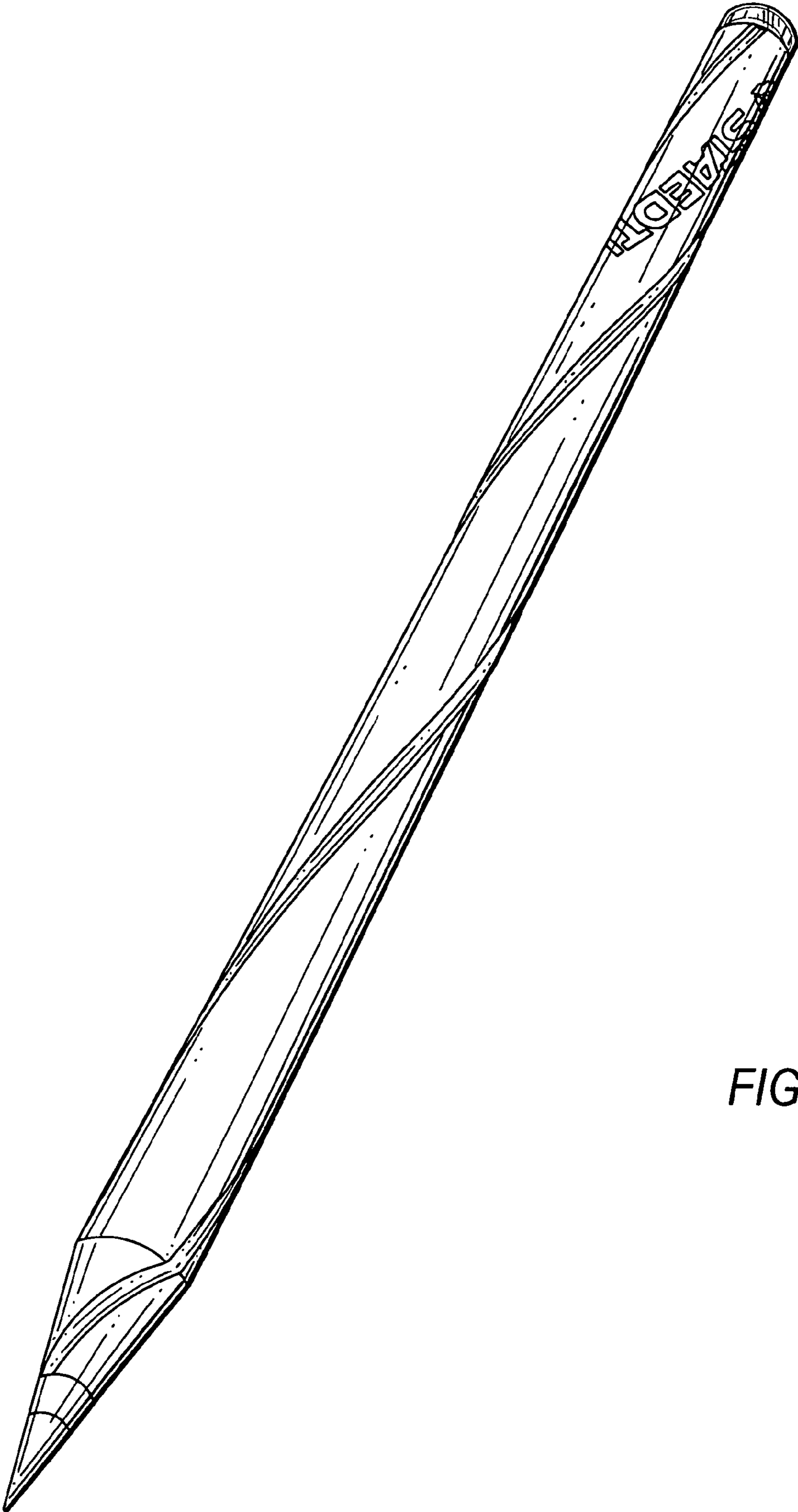


FIG. 14