



US00D623644S

(12) **United States Design Patent**  
**Hsu et al.**

(10) **Patent No.:** **US D623,644 S**

(45) **Date of Patent:** **\*\* Sep. 14, 2010**

(54) **SHELL OF RUGGED NOTEBOOK  
COMPUTER**

(75) Inventors: **Hsiao-Jung Hsu**, Taipei County (TW);  
**Cheng-Chen Lee**, Kaohsiung County  
(TW)

(73) Assignee: **Getac Technology Corporation**,  
Hsinchu (TW)

(\*\*) Term: **14 Years**

(21) Appl. No.: **29/351,451**

(22) Filed: **Dec. 5, 2009**

(30) **Foreign Application Priority Data**

Oct. 15, 2009 (CN) ..... 2009 3 0235739

(51) **LOC (9) Cl.** ..... **14-02**

(52) **U.S. Cl.** ..... **D14/315**

(58) **Field of Classification Search** ..... D14/315-328,  
D14/341-345; D18/1, 2, 7, 11; D3/276,  
D3/282, 289, 294, 900; 345/102, 104, 156,  
345/163, 168; 341/22, 23; 361/679.08, 679.09,  
361/679.26, 679.27; 400/486, 489; 206/320  
See application file for complete search history.

(56) **References Cited**

U.S. PATENT DOCUMENTS

D389,816 S \* 1/1998 Horiki et al. .... D14/318  
D456,398 S \* 4/2002 Horiki ..... D14/328  
D498,753 S \* 11/2004 Yamada ..... D14/328

D516,553 S \* 3/2006 Richardson et al. .... D14/341  
D557,897 S \* 12/2007 Richardson et al. .... D3/294  
D558,754 S \* 1/2008 Takemasa et al. .... D14/328  
D565,561 S \* 4/2008 Kaneshiro ..... D14/315  
D566,111 S \* 4/2008 Nakagawa ..... D14/315  
D572,479 S \* 7/2008 Buck et al. .... D3/282  
D572,709 S \* 7/2008 Nakagawa et al. .... D14/315  
D586,798 S \* 2/2009 Tanaka et al. .... D14/315  
2004/0112776 A1 \* 6/2004 Lord ..... 206/320

\* cited by examiner

Primary Examiner—Freda S Nunn

(57) **CLAIM**

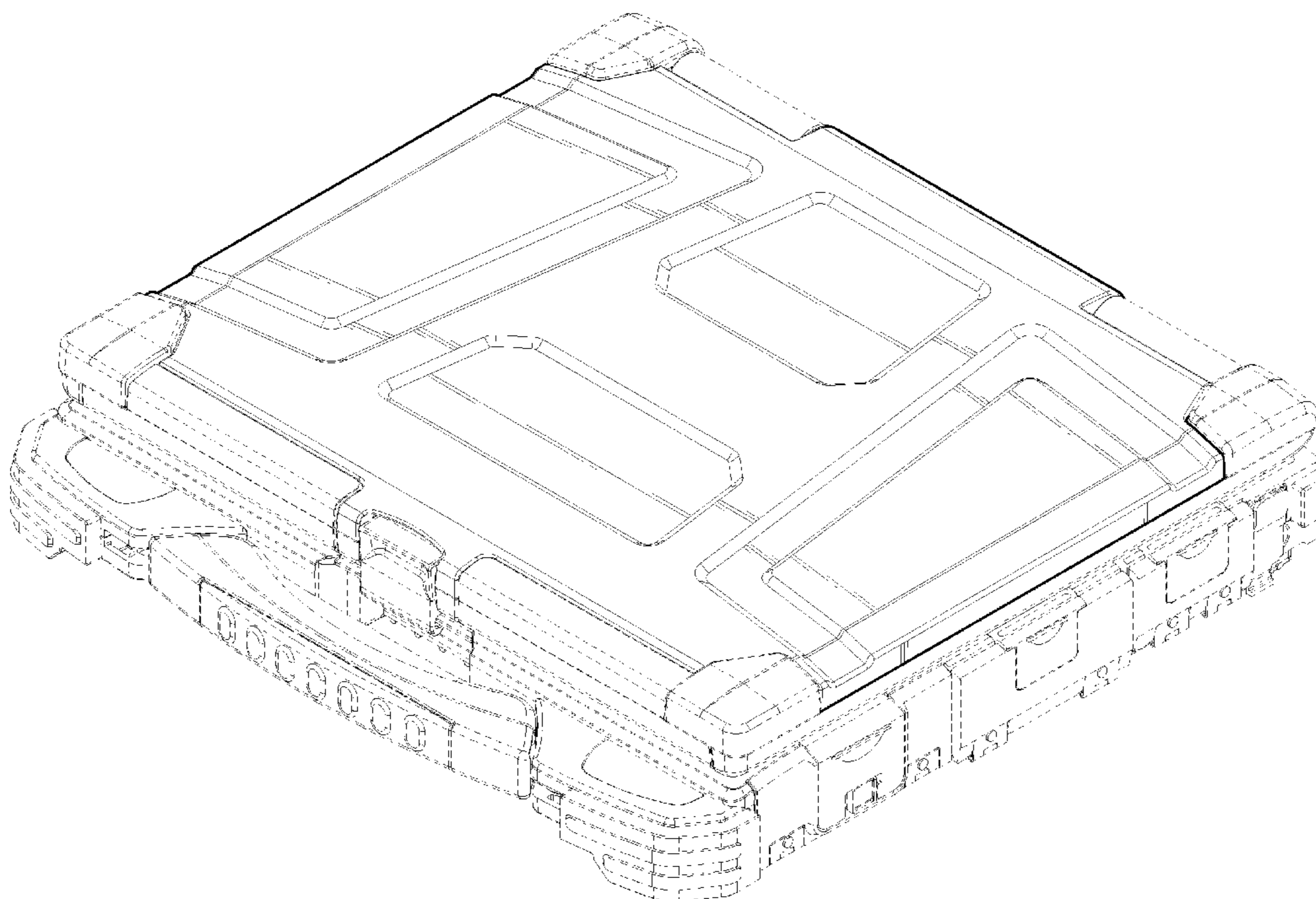
The ornamental design for a shell of rugged notebook com-  
puter, as shown and described.

**DESCRIPTION**

FIG. 1 is a perspective view showing my new design;  
FIG. 2 is a front elevational view thereof;  
FIG. 3 is a rear elevational view thereof;  
FIG. 4 is a right side elevational view thereof;  
FIG. 5 is a left side elevational view thereof;  
FIG. 6 is a top plan view thereof;  
FIG. 7 is a bottom plan view thereof; and,  
FIG. 8 is perspective view thereof illustrating environment  
structure in broken lines.

The broken lines which illustrate the environmental structure  
of the claimed design form no part thereof.

**1 Claim, 6 Drawing Sheets**



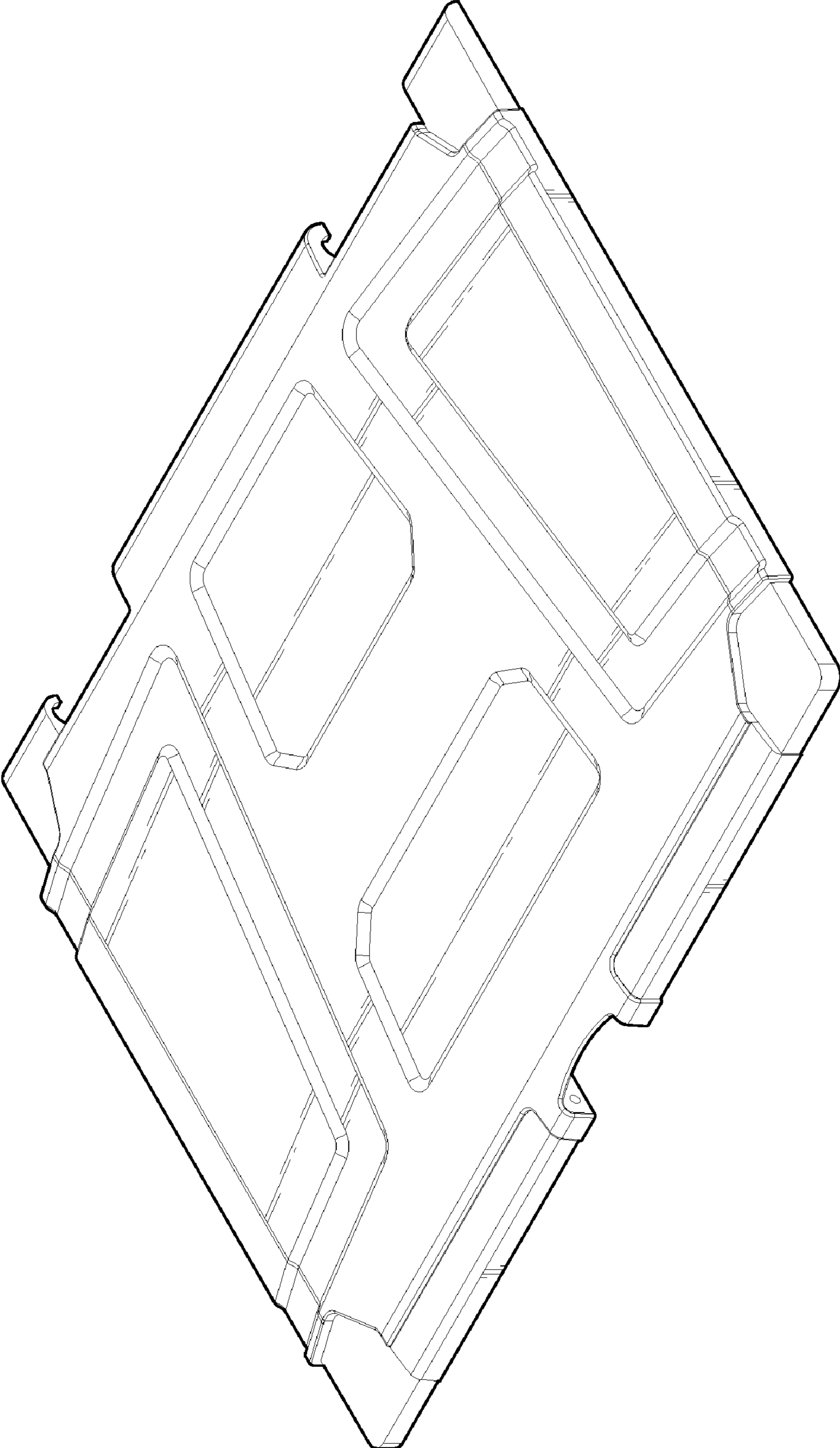


FIG.1

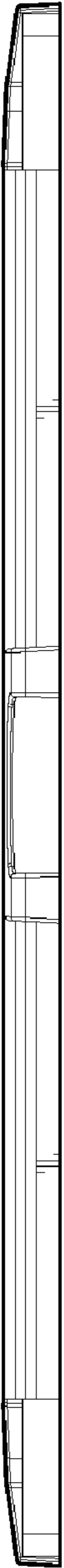


FIG. 2

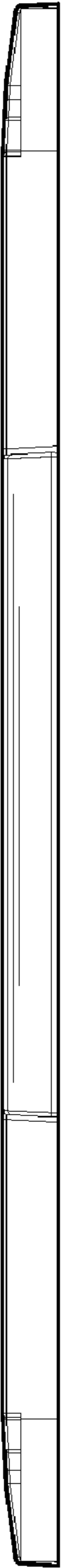


FIG. 3

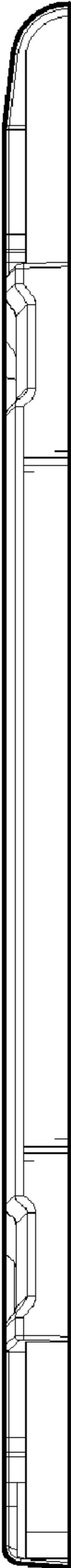


FIG.4

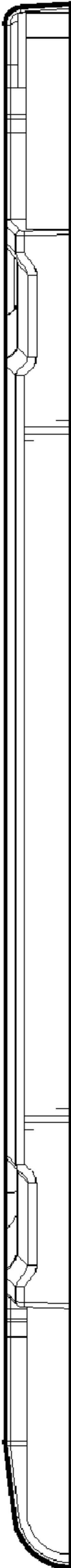


FIG.5

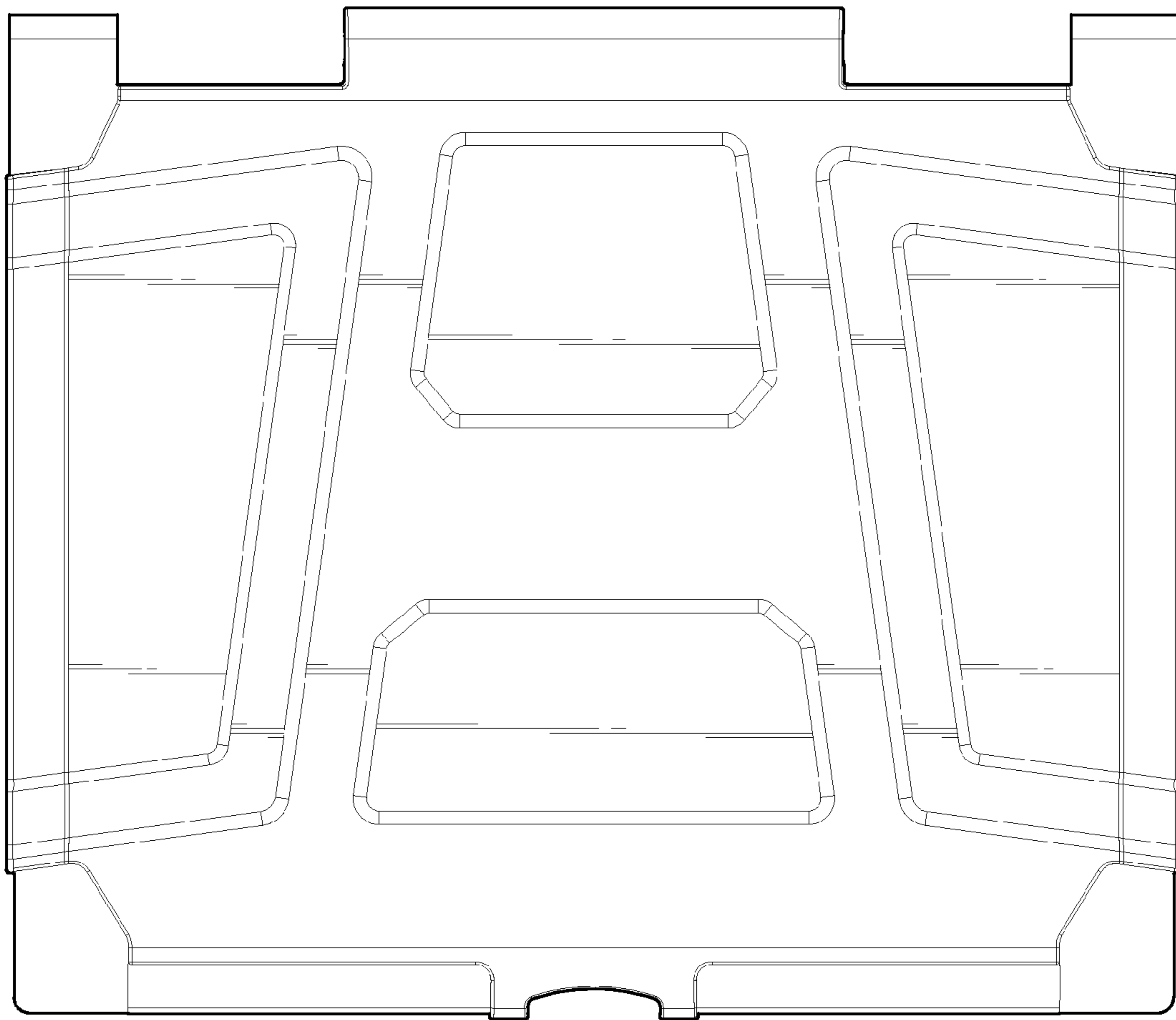


FIG.6

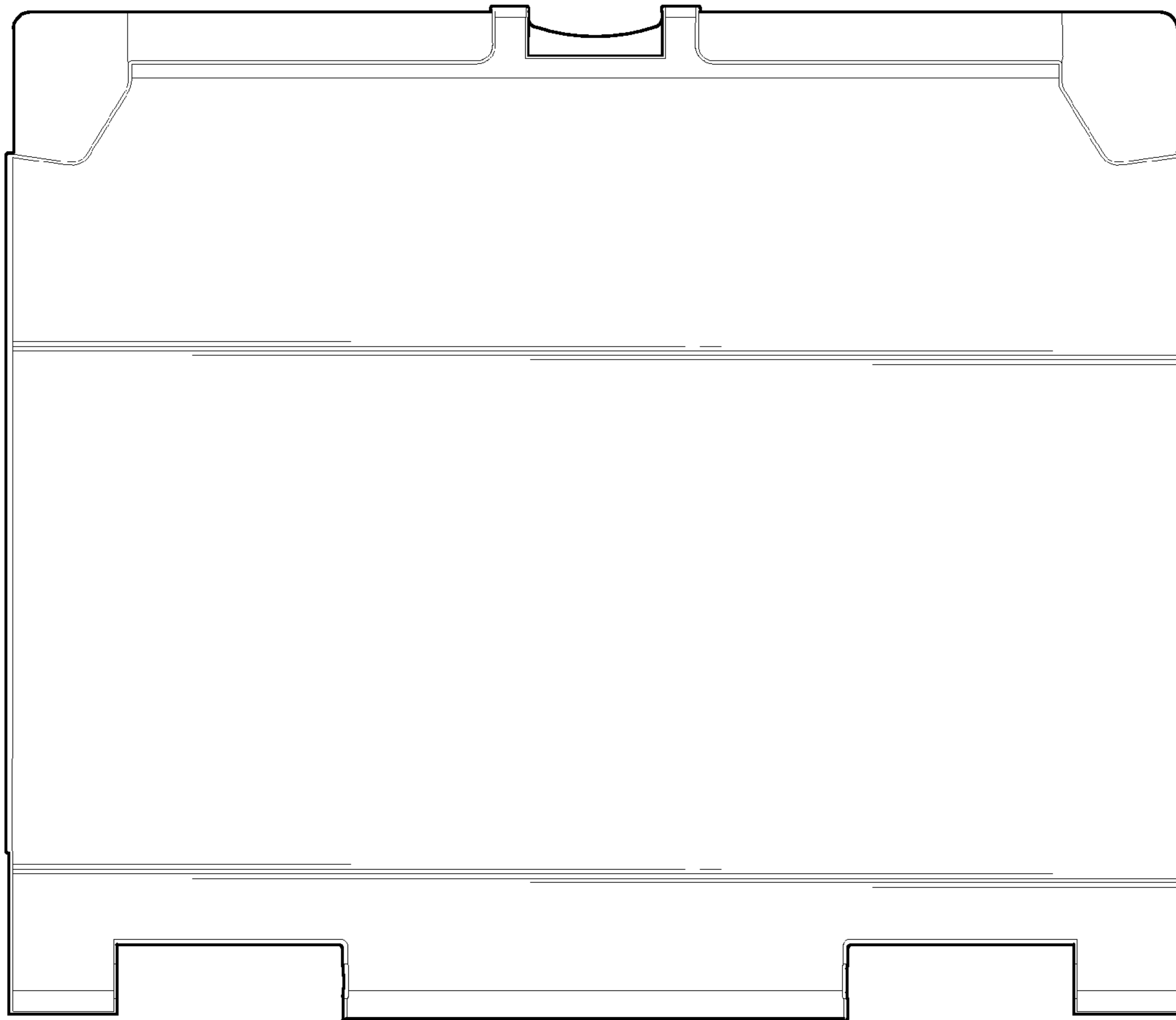


FIG.7

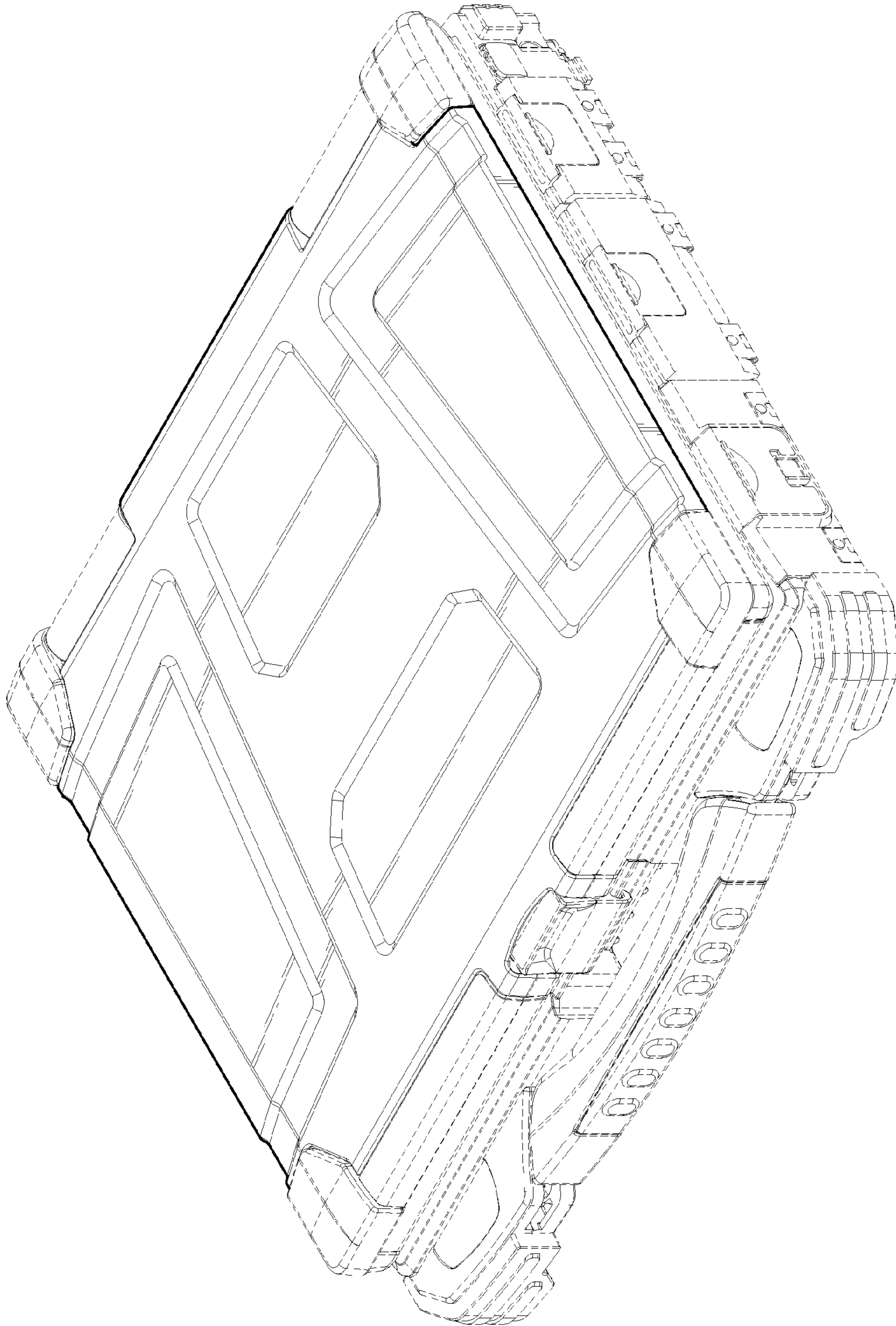


FIG. 8