



US00D623620S

(12) **United States Design Patent**
Kim et al.

(10) **Patent No.:** **US D623,620 S**

(45) **Date of Patent:** **** Sep. 14, 2010**

(54) **LCD TELEVISION RECEIVER**

(75) Inventors: **Tae Uk Kim**, Seoul (KR); **Jin Kim**,
Seoul (KR); **Jeong Rok Lee**, Seoul
(KR); **Hyun Byung Cha**, Seoul (KR)

(73) Assignee: **LG Electronics Inc.**, Seoul (KR)

(**) Term: **14 Years**

(21) Appl. No.: **29/353,296**

(22) Filed: **Jan. 6, 2010**

(30) **Foreign Application Priority Data**

Jul. 7, 2009 (KR) 30-2009-0029971

(51) **LOC (9) Cl.** **14-03**

(52) **U.S. Cl.** **D14/126**

(58) **Field of Classification Search** D14/125-134,
D14/239, 371, 136, 374-377, 440, 450, 448,
D14/336, 342; 312/7.2; 348/836, 838, 180,
348/184, 325, 739; 341/12; 248/917-924,
248/465; 345/104, 133, 156, 168, 87, 173;
720/605, 669, 600, 655; 369/99, 197; 455/344,
455/347; D21/329, 515, 577, 622, 333, 433,
D21/448, 452, 450, 331; D6/477, 479, 300;
273/148 B; 446/484, 175, 356; D10/15,
D10/26

See application file for complete search history.

(56) **References Cited**

U.S. PATENT DOCUMENTS

D537,799 S * 3/2007 Inoue D14/126

D576,975 S * 9/2008 Oh et al. D14/126
D592,163 S * 5/2009 Lee et al. D14/126
D601,104 S * 9/2009 Kim D14/126
D605,148 S * 12/2009 Boo et al. D14/126
D607,854 S * 1/2010 Sagawa D14/126
D608,314 S * 1/2010 Boo et al. D14/126
D611,439 S * 3/2010 Suzuki et al. D14/126
D612,820 S * 3/2010 Jeong et al. D14/126

* cited by examiner

Primary Examiner—Raphael Barkai

(74) *Attorney, Agent, or Firm*—Birch, Stewart, Kolasch &
Birch, LLP

(57) **CLAIM**

We claim the ornamental design for an LCD television receiver, as shown and described.

DESCRIPTION

FIG. 1 is a perspective view of an LCD television receiver showing our new design:

FIG. 2 is a front elevation view thereof;

FIG. 3 is a rear elevation view thereof;

FIG. 4 is a left-side elevation view thereof;

FIG. 5 is a right-side elevation view thereof;

FIG. 6 is a top plan view thereof; and,

FIG. 7 is a bottom plan view thereof.

1 Claim, 5 Drawing Sheets

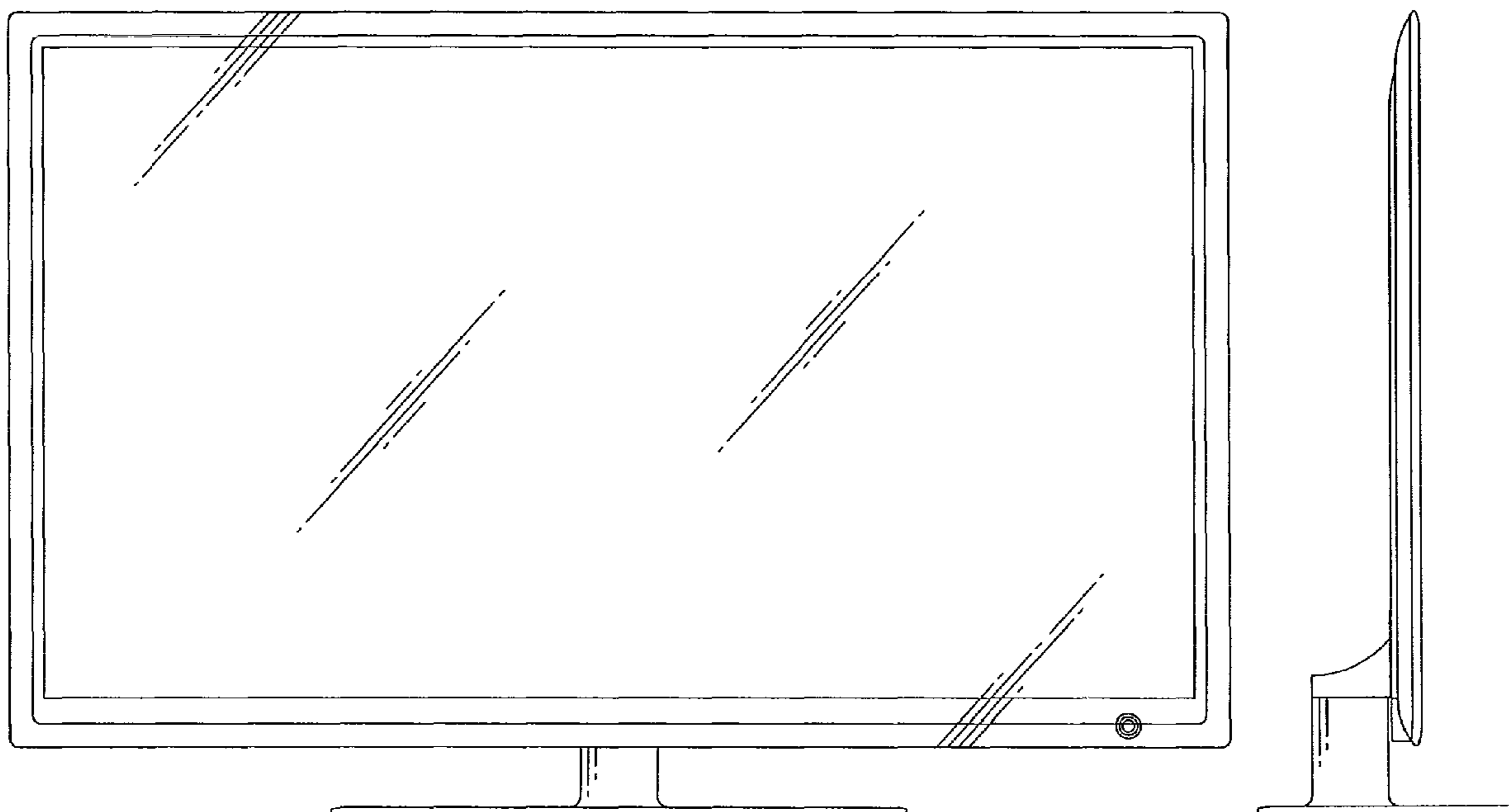


FIG. 1

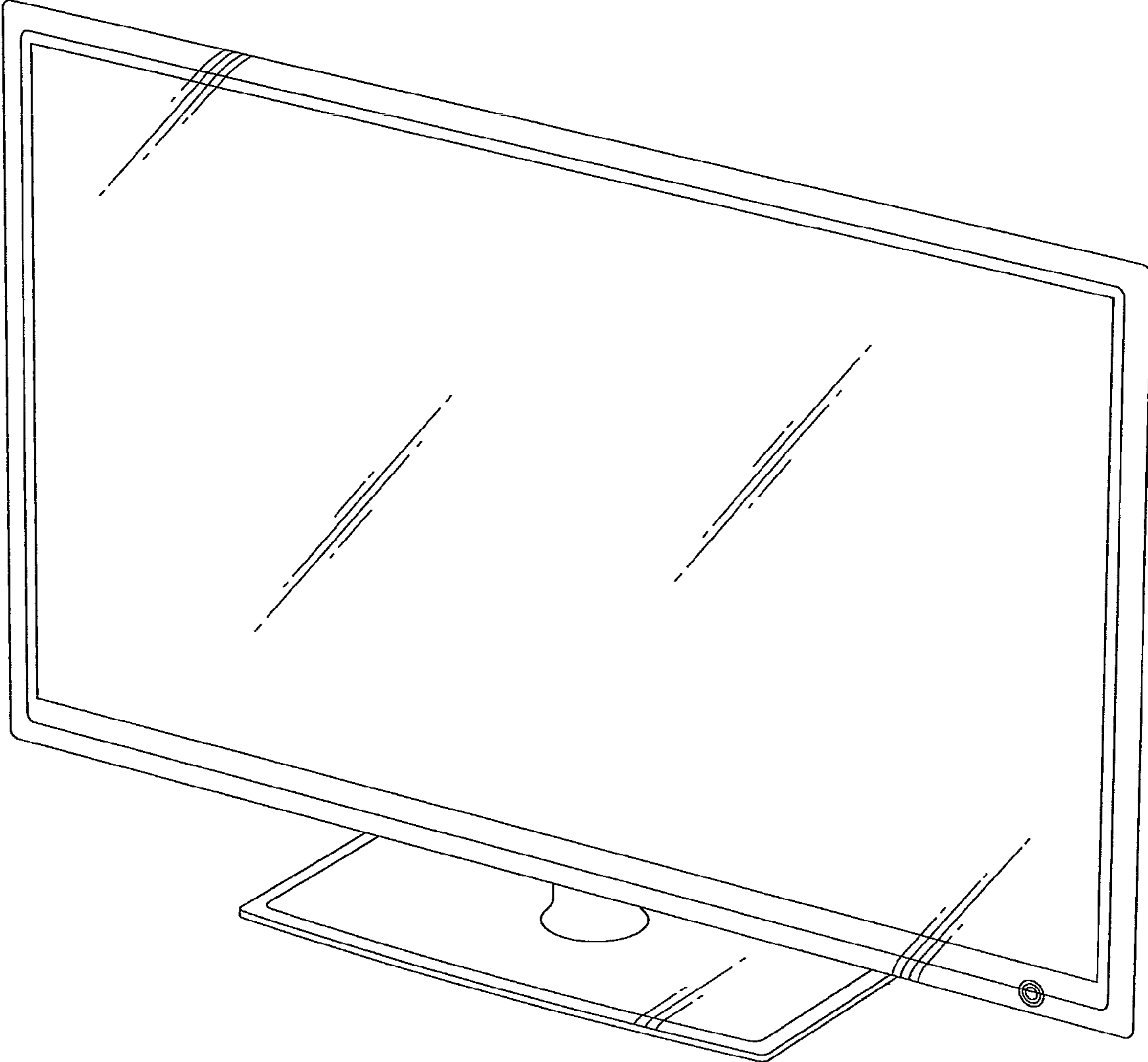


FIG. 2

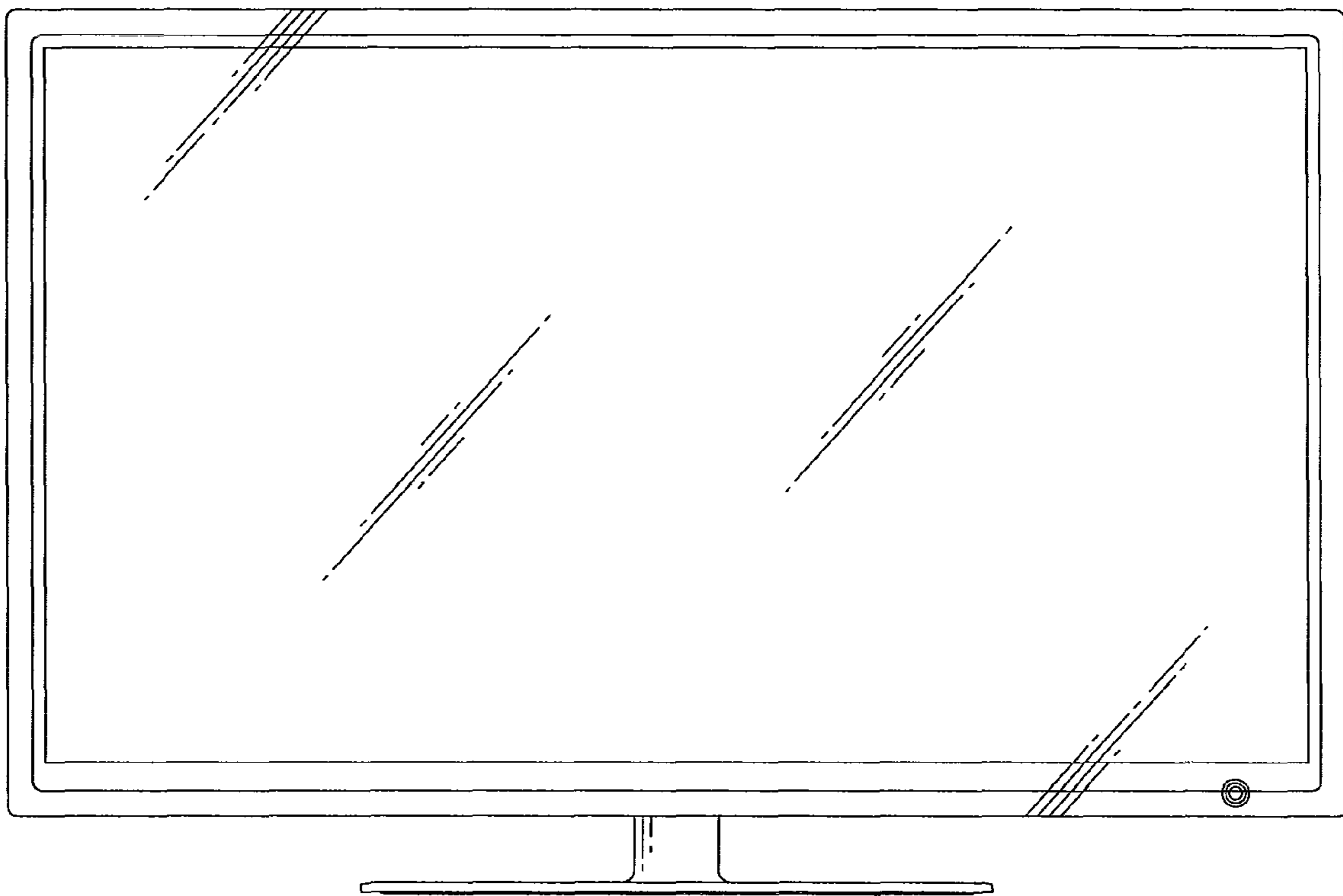


FIG. 3

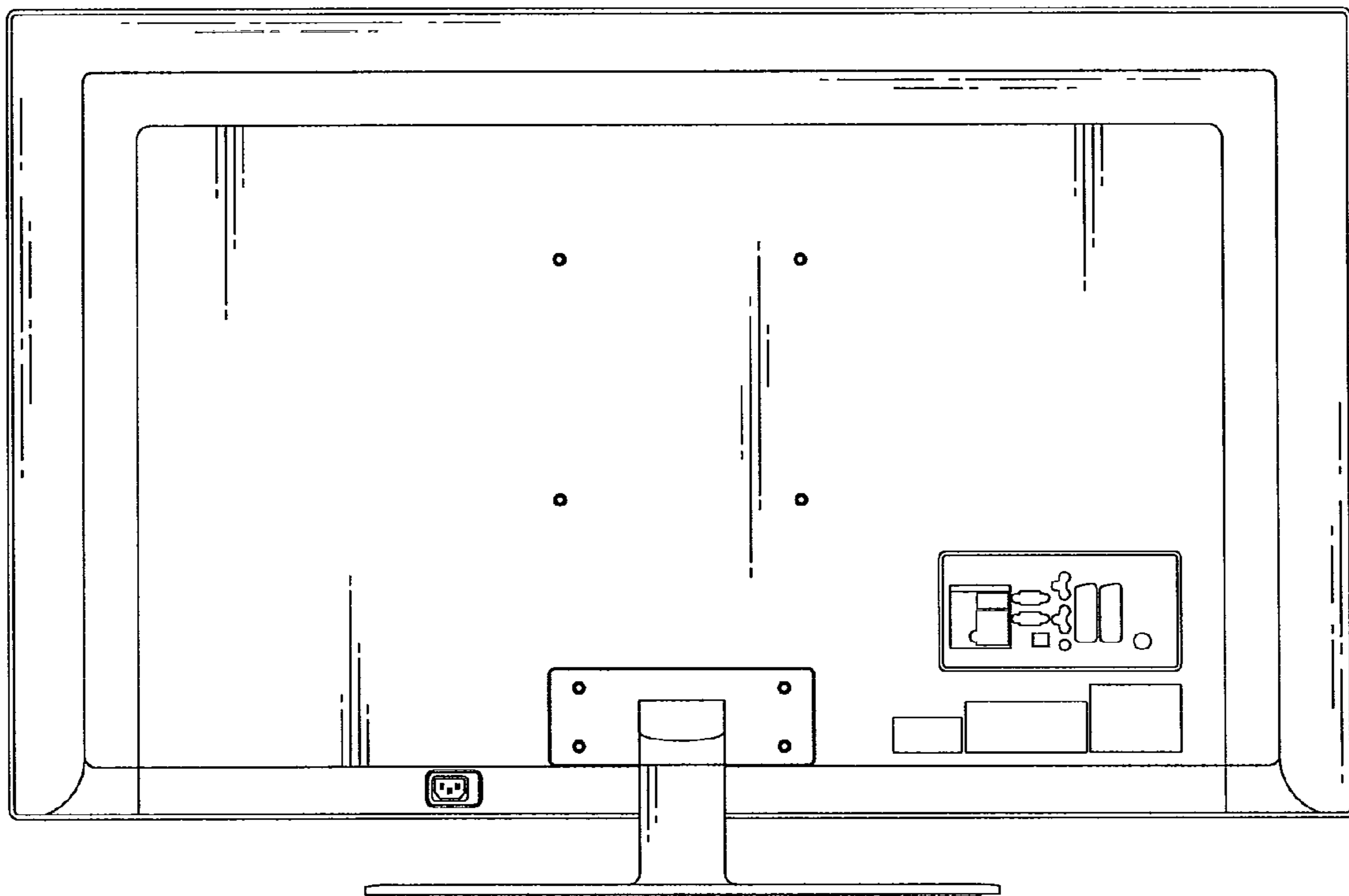


FIG.4

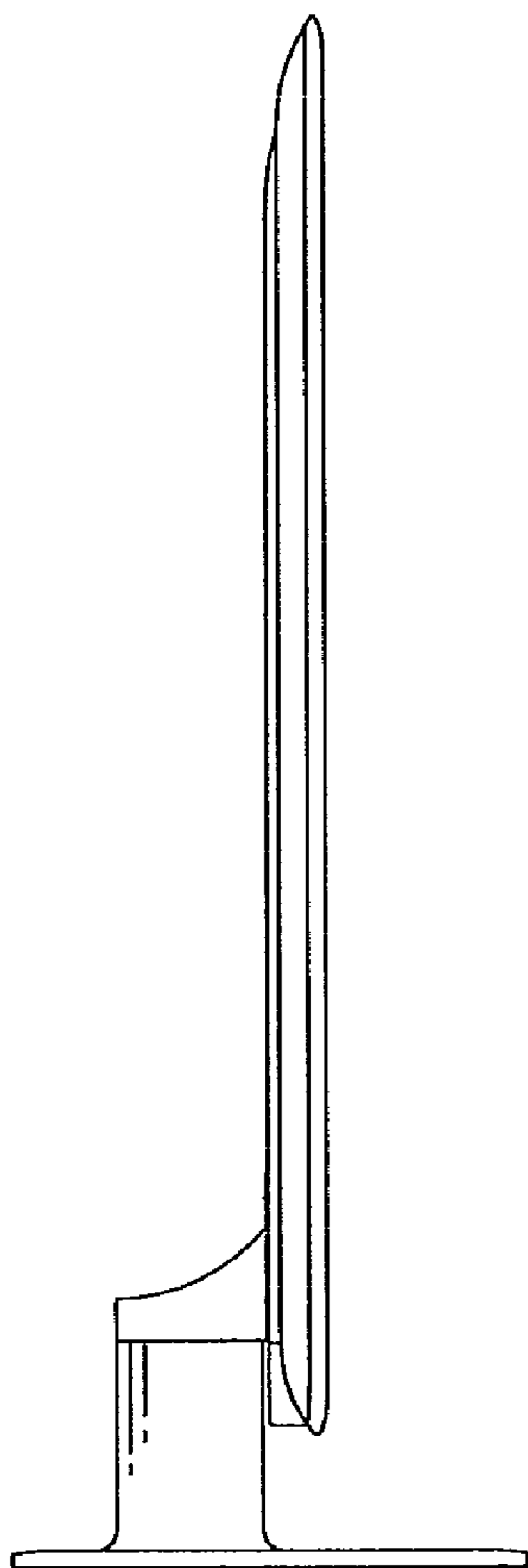


FIG.5

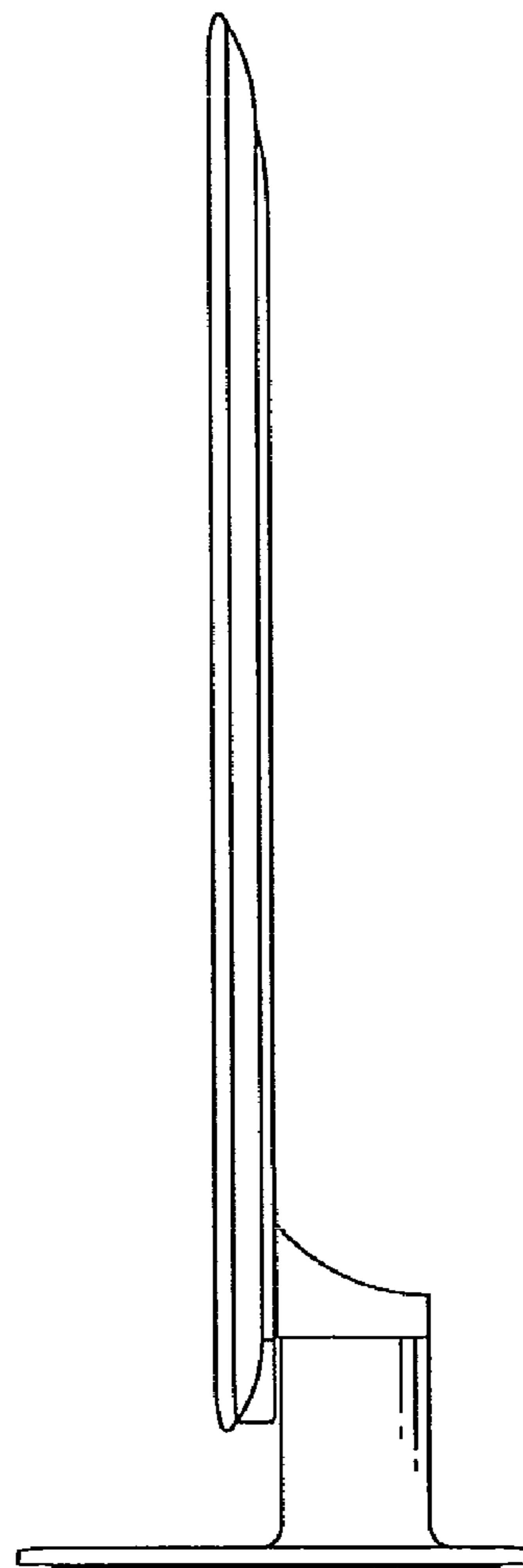


FIG. 6

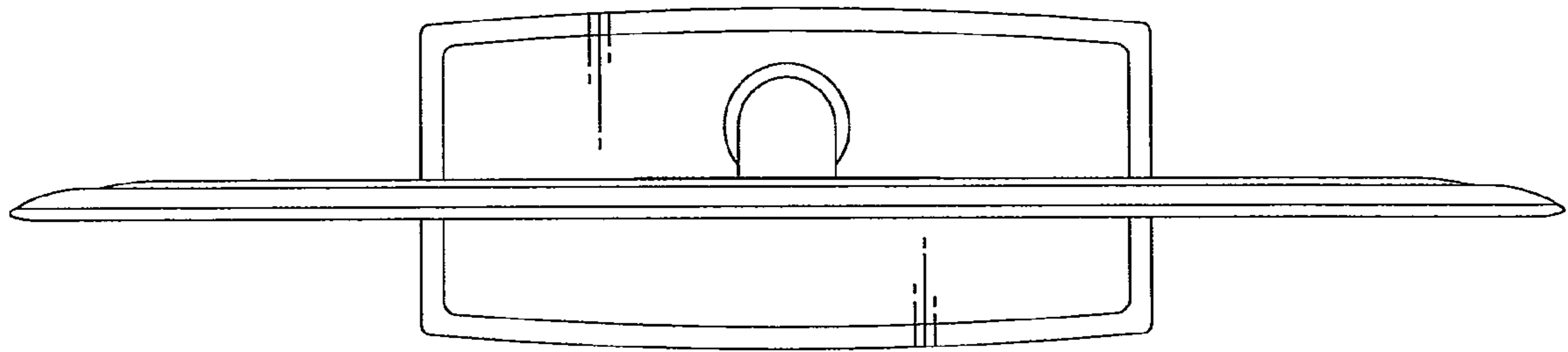


FIG. 7

