



US00D623614S

(12) **United States Design Patent**
Wang

(10) **Patent No.:** **US D623,614 S**

(45) **Date of Patent:** **** *Sep. 14, 2010**

(54) **FLAT PANEL TELEVISION**

(75) Inventor: **Wei-Jun Wang**, Shenzhen (CN)

(73) Assignee: **Hon Hai Precision Industry Co., Ltd.**,
Tu-Cheng, Taipei Hsien (TW)

(*) Notice: This patent is subject to a terminal disclaimer.

(**) Term: **14 Years**

(21) Appl. No.: **29/310,292**

(22) Filed: **Aug. 7, 2008**

(30) **Foreign Application Priority Data**

Jun. 13, 2008 (CN) 2008 3 0300846

(51) **LOC (9) Cl.** **14-03**

(52) **U.S. Cl.** **D14/126**

(58) **Field of Classification Search** D14/125-134,
D14/239, 371, 136, 374-377, 440, 450, 448,
D14/336, 342; 312/7.2; 348/836, 838, 180,
348/184, 325, 739; 341/12; 248/917-924,
248/465; 345/104, 133, 156, 168, 87, 173;
720/605, 669, 600, 655; 369/99, 197; D21/329,
D21/515, 577, 622, 333, 433, 448, 452, 450,
D21/331; D6/477, 479, 300; 273/148 B;
446/484, 175, 356; D10/15, 26

See application file for complete search history.

(56) **References Cited**

U.S. PATENT DOCUMENTS

D412,891 S * 8/1999 Sumii D14/374

D422,575 S * 4/2000 Tikhonski et al. D14/374
D424,068 S * 5/2000 Takemasa D14/374
D424,538 S * 5/2000 Hayashi et al. D14/374
D470,140 S * 2/2003 Lin D14/375
D484,471 S * 12/2003 Lin et al. D14/126
D529,882 S * 10/2006 Hoehn et al. D14/126
D548,207 S * 8/2007 Hsiung D14/129
D570,806 S * 6/2008 Lee D14/126
D571,560 S * 6/2008 Liu et al. D6/300

* cited by examiner

Primary Examiner—Raphael Barkai

(74) *Attorney, Agent, or Firm*—Wei Te Chung

(57) **CLAIM**

The ornamental design for a flat panel television, as shown and described.

DESCRIPTION

FIG. 1 is a perspective view of a flat panel television showing my new design.

FIG. 2 is a front elevational view thereof.

FIG. 3 is a rear elevational view thereof.


FIG. 4 is a left side elevational view thereof.

FIG. 5 is a right side elevational view thereof.

FIG. 6 is a top plan view thereof; and,

FIG. 7 is a bottom plan view thereof.

1 Claim, 7 Drawing Sheets






FIG. 1




FIG. 2




FIG. 3




FIG. 4




FIG. 5




FIG. 6




FIG. 7