



US00D623610S

(12) **United States Design Patent**
Mallory et al.

(10) **Patent No.:** **US D623,610 S**
(45) **Date of Patent:** **** Sep. 14, 2010**

- (54) **LIGHT EMITTING DIODE LENS**
- (75) Inventors: **Derek S. Mallory**, Plymouth, MI (US);
Brian C. Wells, Grosse Pointe, MI (US)
- (73) Assignee: **CoreLed Systems, LLC**, Plymouth, MI (US)
- (**) Term: **14 Years**
- (21) Appl. No.: **29/316,432**
- (22) Filed: **Sep. 25, 2009**
- (51) **LOC (9) Cl.** **13-03**
- (52) **U.S. Cl.** **D13/180**
- (58) **Field of Classification Search** D13/180;
D26/2; 257/79, 80, 81, 88, 89, 95, 98, 99,
257/100, E33.058, E33.073; 313/483, 498,
313/500; 362/235, 305, 307, 308, 309, 311.02,
362/555, 800; 359/642, 709, 718; D8/310
See application file for complete search history.

2006/0083003	A1 *	4/2006	Kim et al.	362/327
2006/0208267	A1 *	9/2006	Chin et al.	257/98
2006/0238881	A1 *	10/2006	Park et al.	359/642
2006/0284305	A1 *	12/2006	Yen et al.	257/708
2007/0019416	A1 *	1/2007	Han et al.	362/307
2007/0030572	A1 *	2/2007	Lee et al.	359/642
2007/0047232	A1 *	3/2007	Kim et al.	362/305
2007/0070530	A1 *	3/2007	Seo et al.	359/819
2007/0121343	A1 *	5/2007	Brown	362/612
2007/0177385	A1 *	8/2007	Sawada et al.	362/285
2007/0230182	A1 *	10/2007	Tai et al.	362/294
2008/0174690	A1 *	7/2008	Chang	348/345
2008/0297918	A1 *	12/2008	Park et al.	359/709
2009/0168204	A1 *	7/2009	Nishizawa et al.	359/796
2009/0237942	A1 *	9/2009	Lam et al.	362/308
2009/0296390	A1 *	12/2009	Dubord	362/240
2009/0310366	A1 *	12/2009	Huang et al.	362/298

* cited by examiner

Primary Examiner—Selina Sikder

(74) *Attorney, Agent, or Firm*—Ian C. McLeod; Steven M. Parks

(57) **CLAIM**

The ornamental design for a light emitting diode lens, as shown and described.

DESCRIPTION

FIG. 1 is a perspective view of a light emitting diode lens for mounting over a light emitting diode onto a printed circuit board showing our new design;

FIG. 2 is a side view thereof;

FIG. 3 is a bottom plan view thereof; and,


FIG. 4 is a top plan view thereof.

The broken lines showing environmental structures are for illustrative purpose only and forms no part of the claimed design.

1 Claim, 4 Drawing Sheets

(56) **References Cited**
U.S. PATENT DOCUMENTS

4,698,730	A *	10/1987	Sakai et al.	362/311.05
6,008,955	A *	12/1999	Nomura et al.	359/719
6,679,621	B2 *	1/2004	West et al.	362/327
6,724,543	B1 *	4/2004	Chinniah et al.	359/718
D511,149	S *	11/2005	Suenaga	D13/180
7,006,306	B2 *	2/2006	Falicoff et al.	359/800
D549,186	S *	8/2007	Yuzawa	D13/180
7,306,351	B2 *	12/2007	Chao et al.	362/327
7,465,075	B2 *	12/2008	Chinniah et al.	362/336
7,473,013	B2 *	1/2009	Shimada	362/327
7,489,453	B2 *	2/2009	Chinniah et al.	359/727
7,513,656	B2 *	4/2009	Park et al.	362/333
2005/0157503	A1 *	7/2005	Lin	362/327
2006/0067079	A1 *	3/2006	Noh et al.	362/327
2006/0083000	A1 *	4/2006	Yoon et al.	362/311






Figure 1

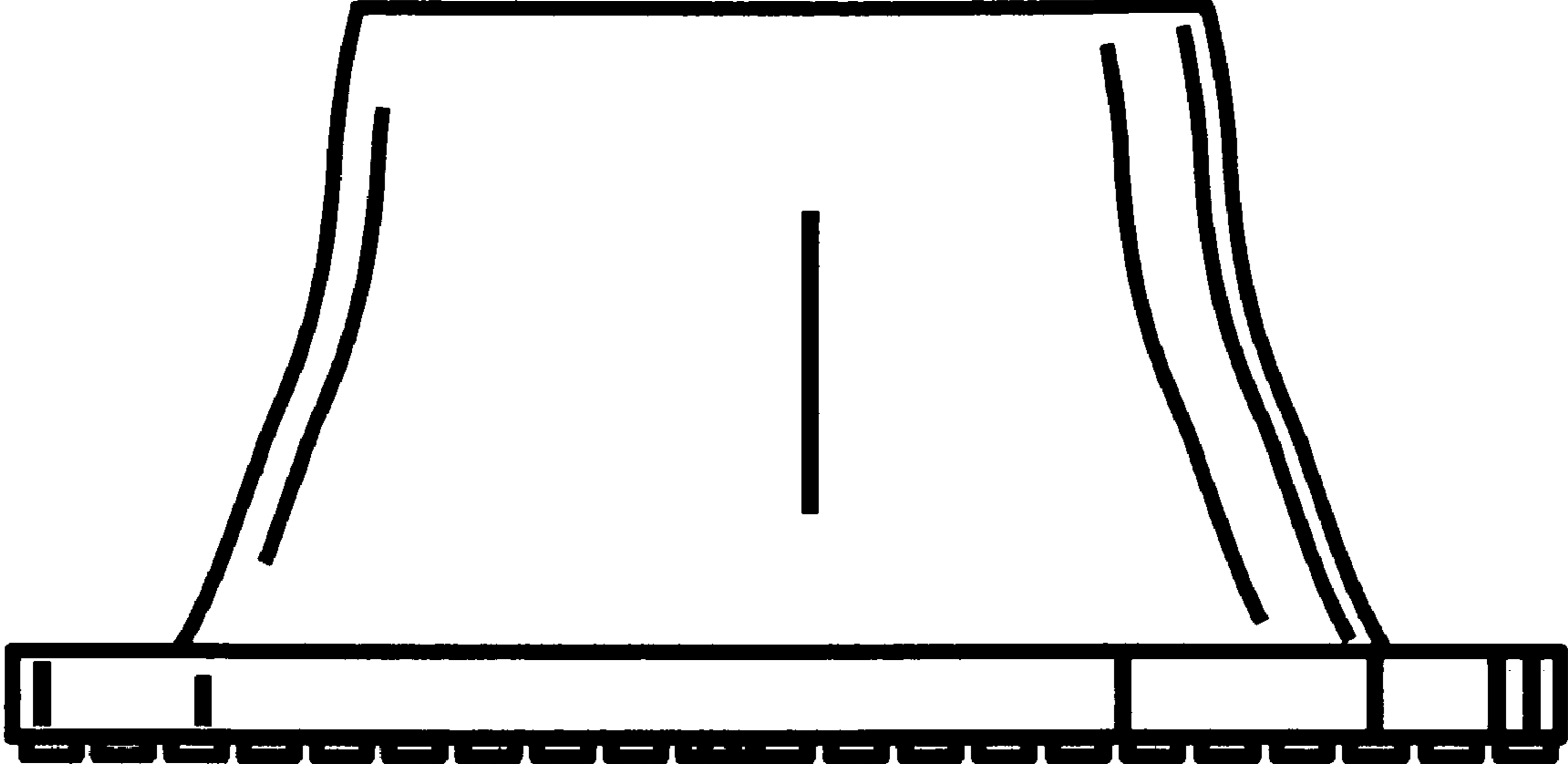


Figure 2

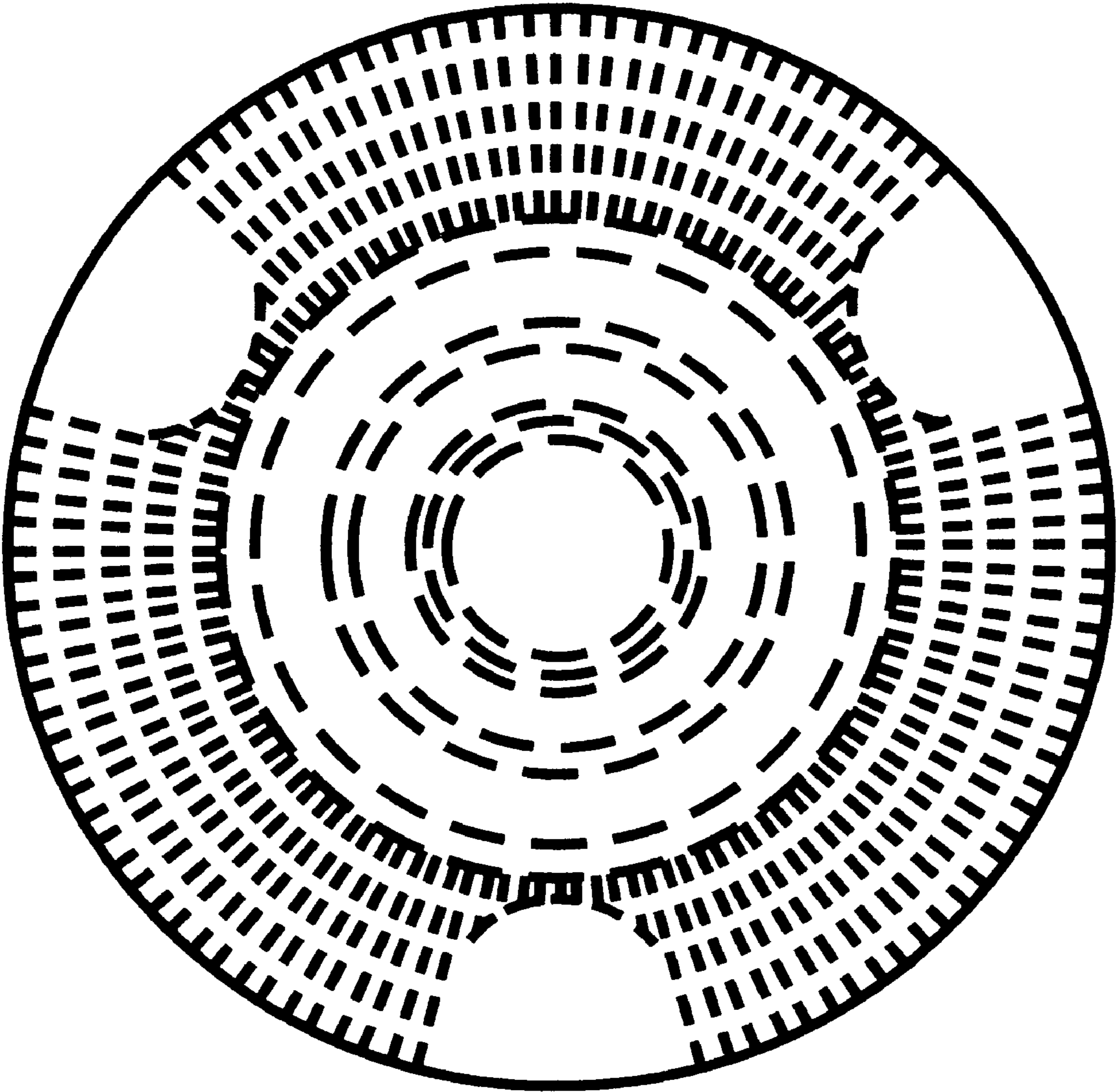


Figure 3

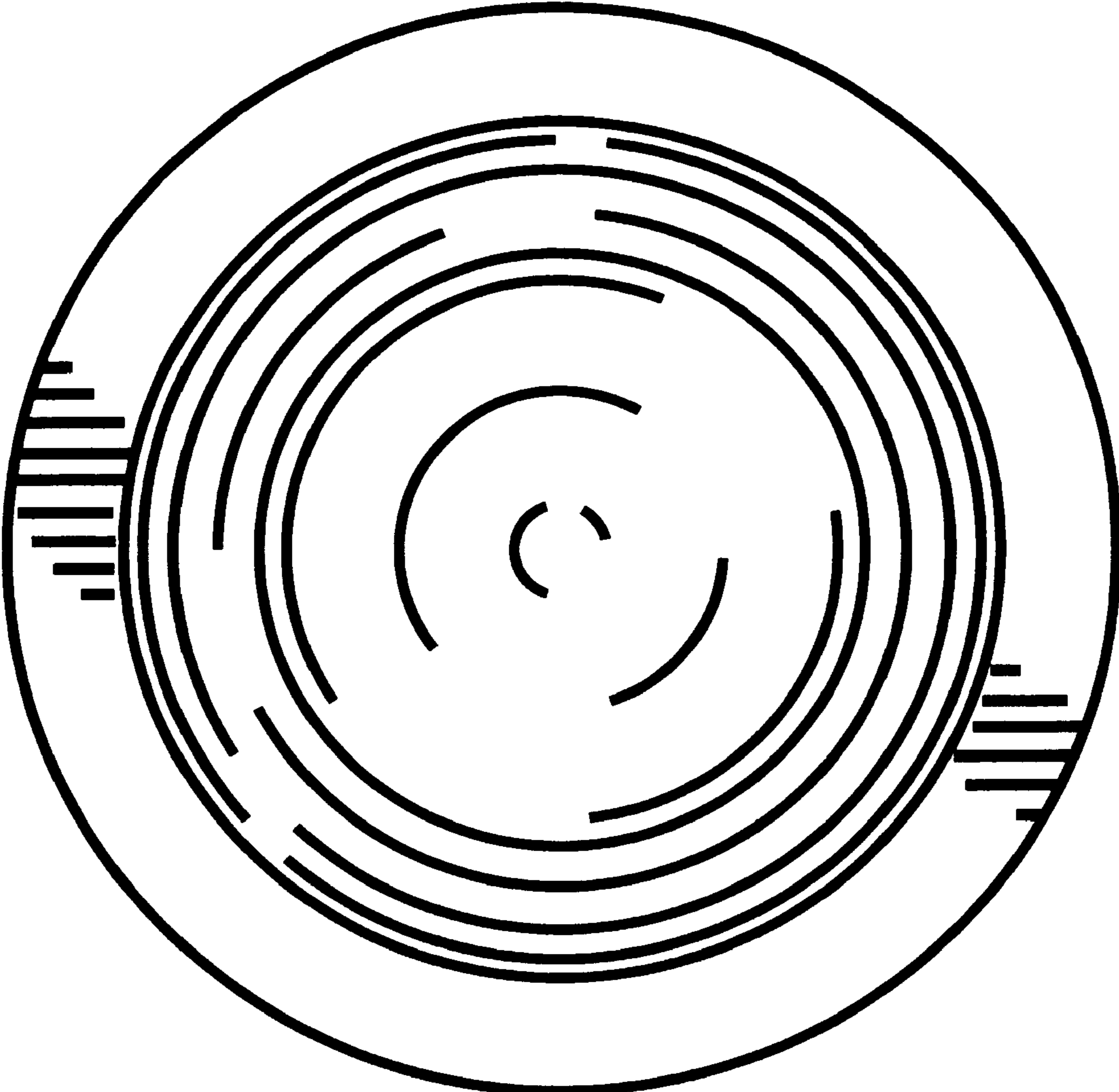


Figure 4