



US00D623576S

(12) **United States Design Patent**
Lemieux

(10) **Patent No.:** **US D623,576 S**

(45) **Date of Patent:** **** Sep. 14, 2010**

(54) **C PILLAR**

D521,923 S * 5/2006 Ellis D12/223

(75) Inventor: **Robert Lemieux**, Guelph (CA)

* cited by examiner

(73) Assignee: **GMA Cover Corp.**, Guelph (CA)

Primary Examiner—Doris Clark
(74) *Attorney, Agent, or Firm*—Macleod Dixon LLP

(**) Term: **14 Years**

(21) Appl. No.: **29/339,316**

(22) Filed: **Jun. 29, 2009**

(57) **CLAIM**

The ornamental design for the “C pillar,” as shown and described.

(51) **LOC (9) Cl.** **12-06**

(52) **U.S. Cl.** **D12/223**

(58) **Field of Classification Search** D12/223,
D12/400; 296/187.12, 193.06; D8/355
See application file for complete search history.

DESCRIPTION

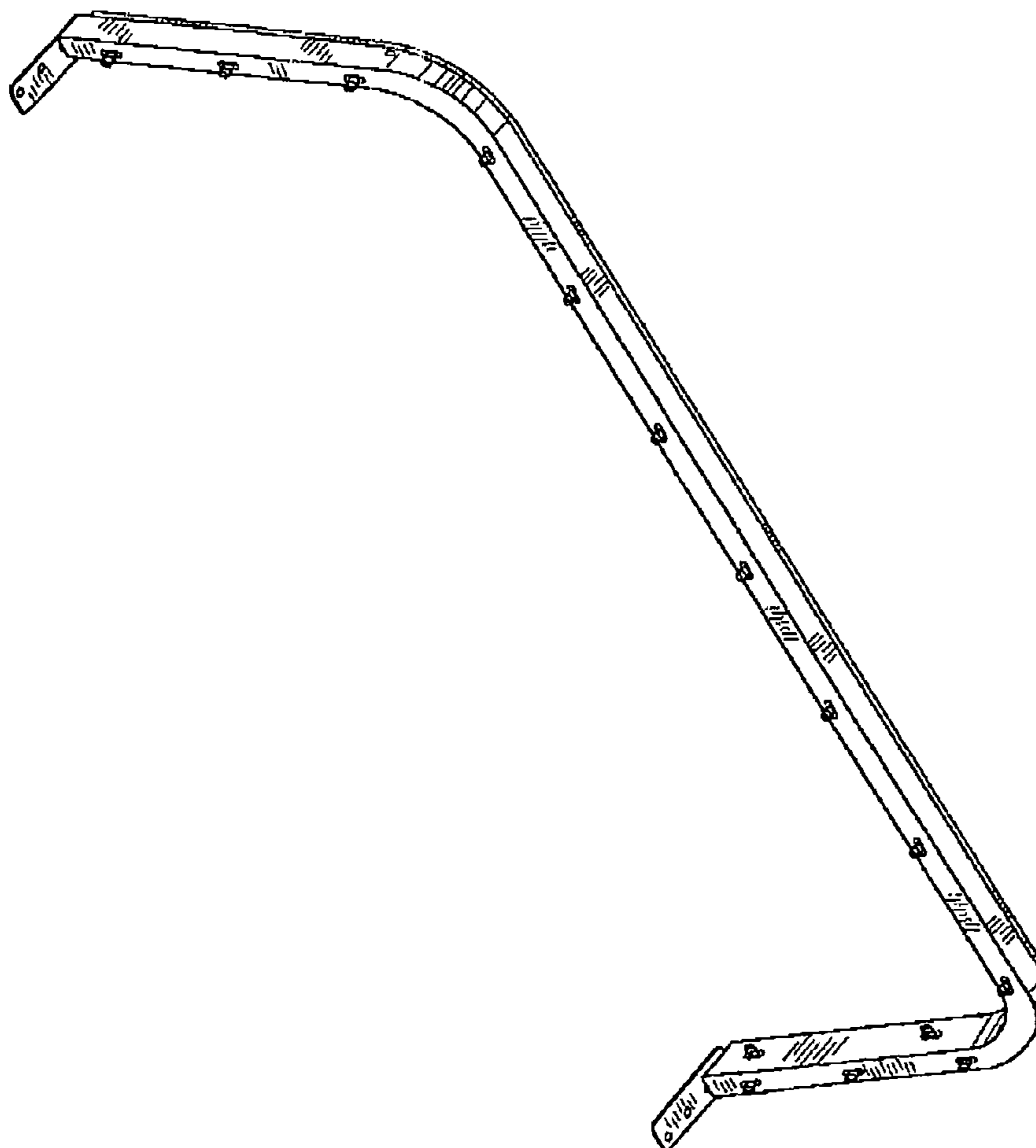
FIG. 1 is a front perspective view of the C pillar.
FIG. 2 is a front view of the C pillar.
FIG. 3 is a back view of the C pillar.
FIG. 4 is a right view of the C pillar.
FIG. 5 is a left view of the C pillar.
FIG. 6 is a bottom view of the C pillar; and,
FIG. 7 is a top view of the C pillar.

(56) **References Cited**

U.S. PATENT DOCUMENTS

D30,418 S * 3/1899 Moyer D12/223
D403,948 S * 1/1999 Pawsat D8/355
6,267,438 B1 * 7/2001 Jonsson 296/203.03
6,824,204 B2 * 11/2004 Gabbianelli et al. 296/205

1 Claim, 7 Drawing Sheets



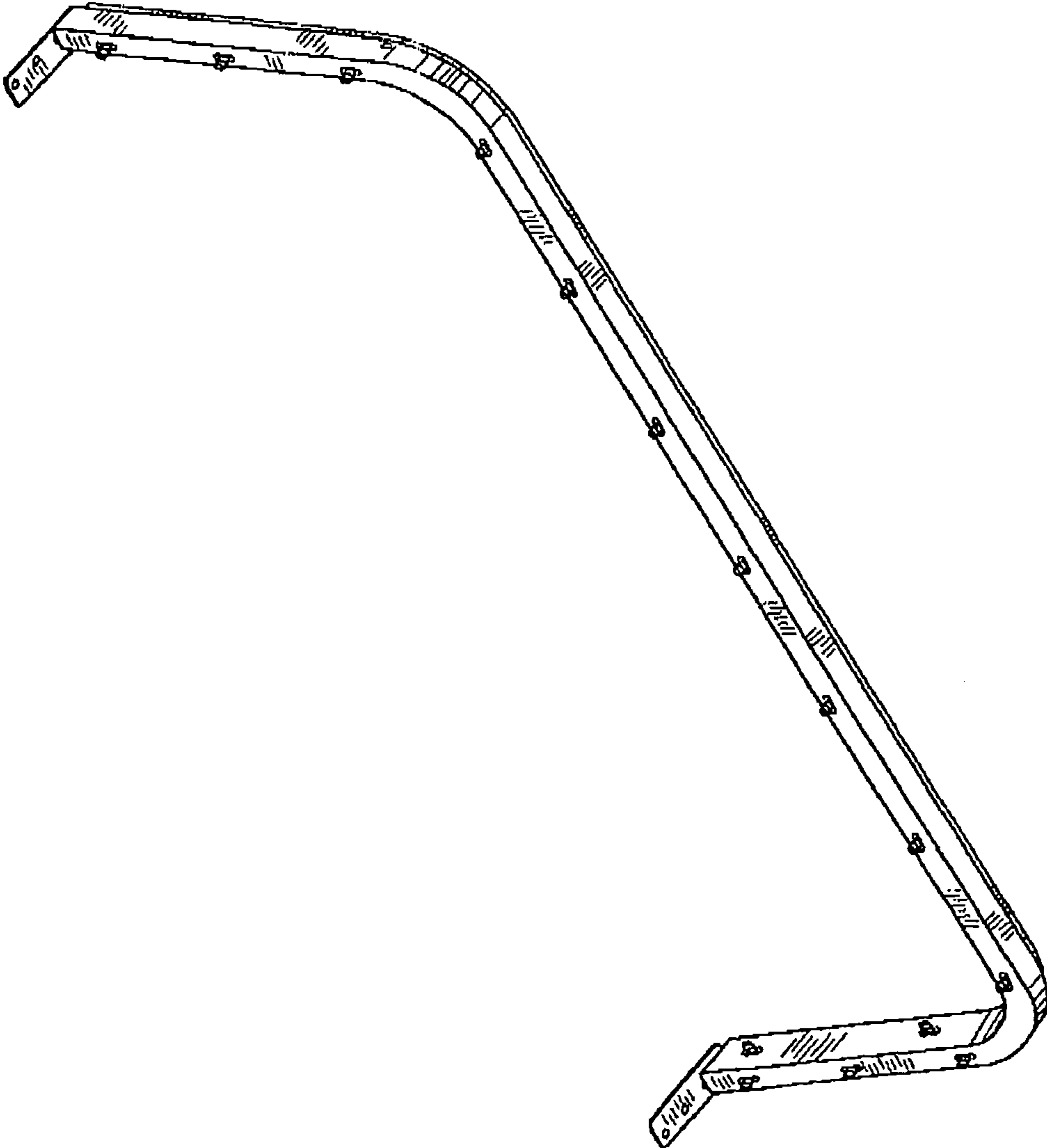


FIG. 1




FIG. 2




FIG. 3

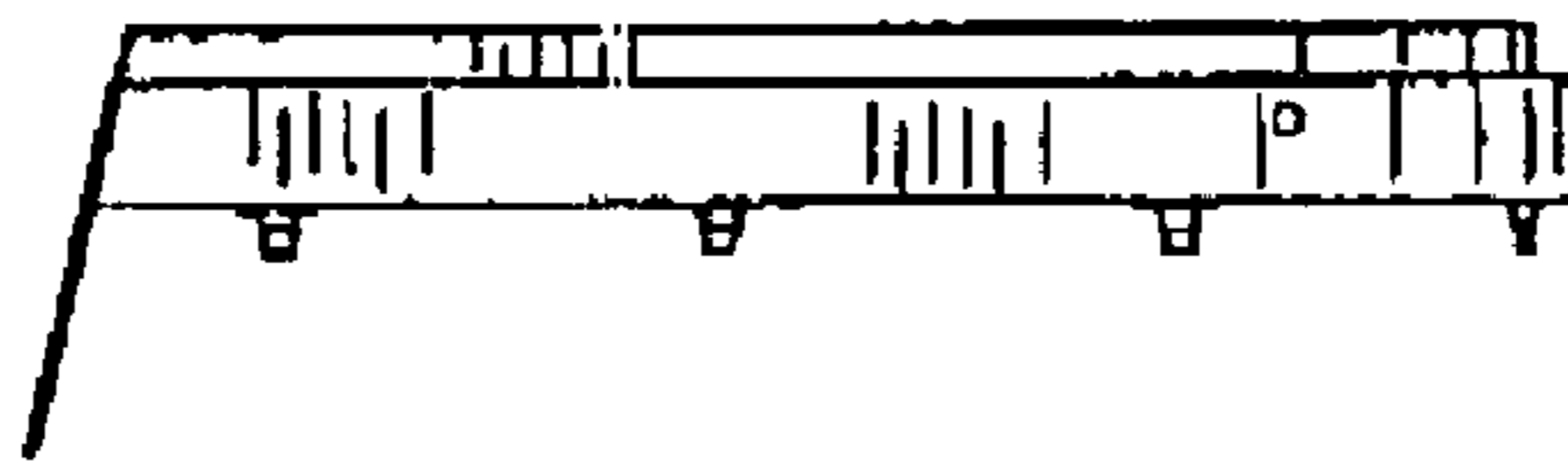


FIG. 4

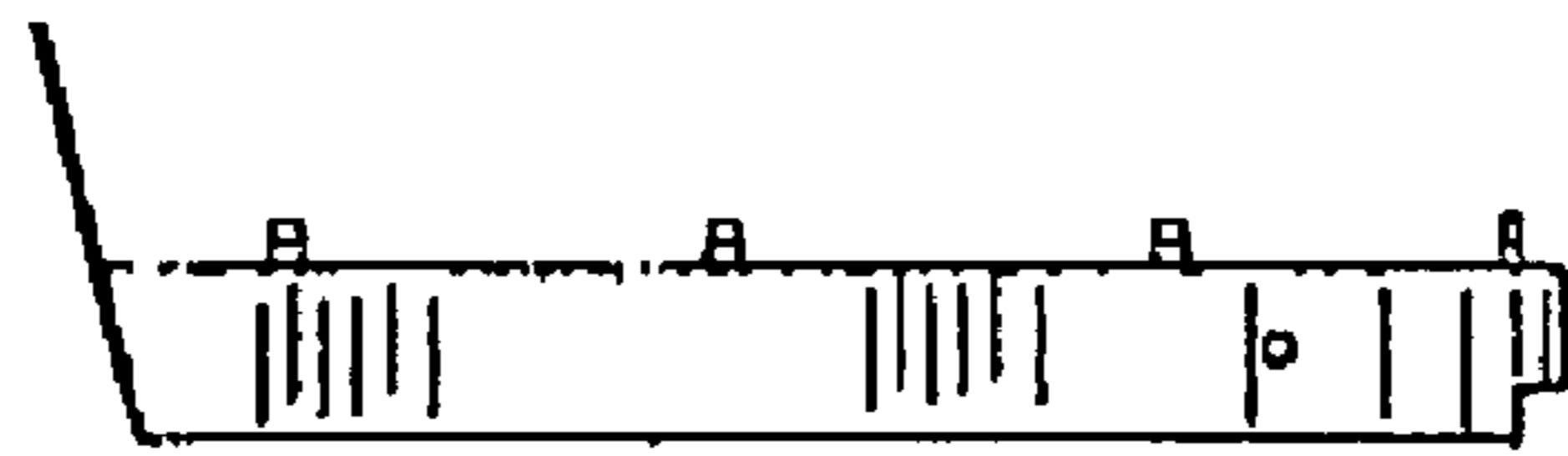


FIG. 5

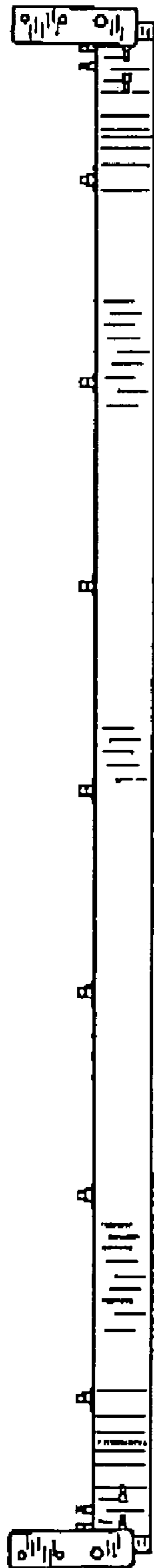


FIG. 6

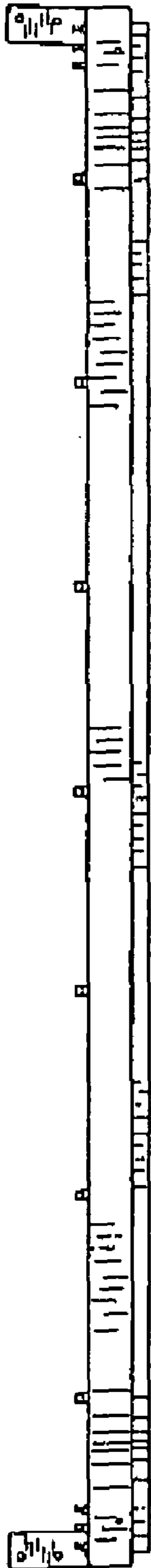


FIG. 7