

US00D623573S

(12) **United States Design Patent**
Thurner

(10) **Patent No.:** **US D623,573 S**
(45) **Date of Patent:** **** Sep. 14, 2010**

(54) **WHEEL OR WHEEL COVER**

(75) Inventor: **Andreas Thurner**, Scheyern (DE)

(73) Assignee: **Bayerische Motoren Werke Aktiengesellschaft**, Munich (DE)

(**) Term: **14 Years**

(21) Appl. No.: **29/311,931**

(22) Filed: **Jul. 31, 2009**

(30) **Foreign Application Priority Data**

Feb. 3, 2009 (DE) 402009000672

(51) **LOC (9) Cl.** **12-16**

(52) **U.S. Cl.** **D12/209**

(58) **Field of Classification Search** D12/204-213;
301/37.101, 64.101, 65, 64.201
See application file for complete search history.

(56) **References Cited**

U.S. PATENT DOCUMENTS

D393,239 S *	4/1998	Schmid	D12/209
D407,681 S *	4/1999	Sacco et al.	D12/209
D480,675 S *	10/2003	Pfeiffer et al.	D12/211
D496,315 S *	9/2004	Pfeiffer et al.	D12/209
D510,307 S *	10/2005	Howes	D12/209

D531,559 S *	11/2006	Schuster	D12/209
D538,730 S	3/2007	Thurner		
D547,710 S *	7/2007	Guevara	D12/209
D575,218 S *	8/2008	Desmond	D12/209

FOREIGN PATENT DOCUMENTS

EM	000138813-0001	6/2004
EM	000573753-0001	9/2006
EM	000901061-0001	7/2008
WO	DM/061823	12/2002

* cited by examiner

Primary Examiner—Stacia Cadmus

(74) *Attorney, Agent, or Firm*—Crowell & Moring LLP

(57) **CLAIM**

The ornamental design for a wheel or wheel cover, as shown and described.

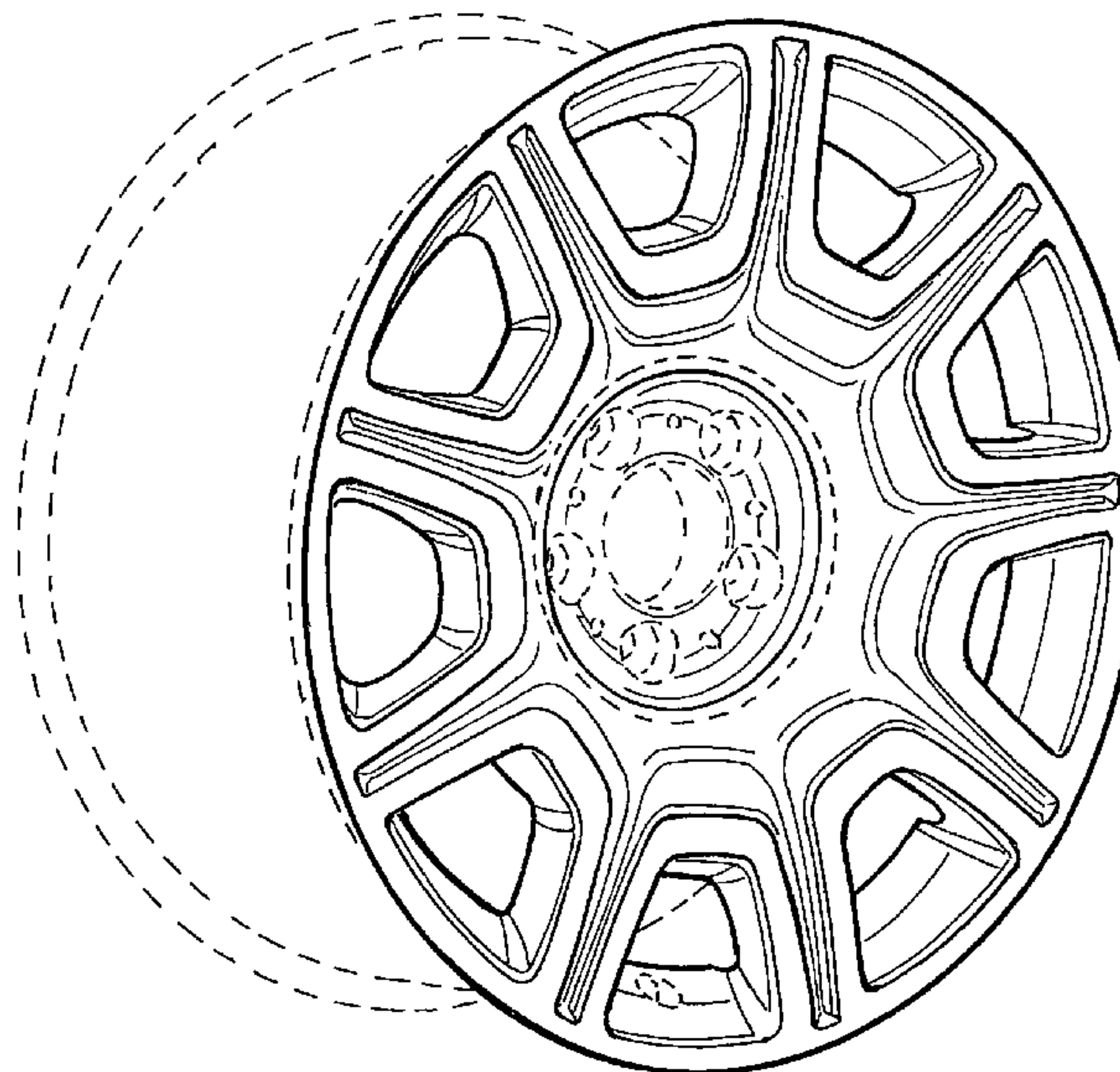

DESCRIPTION

FIG. 1 is a front view of a wheel or wheel cover according to my design; and,

FIG. 2 is a perspective view thereof.

The broken line showing of the rear of the rim and the bolt holes and center hole in the central hub area is included for the purpose of illustrating environment and forms no part of the claimed design.

1 Claim, 1 Drawing Sheet



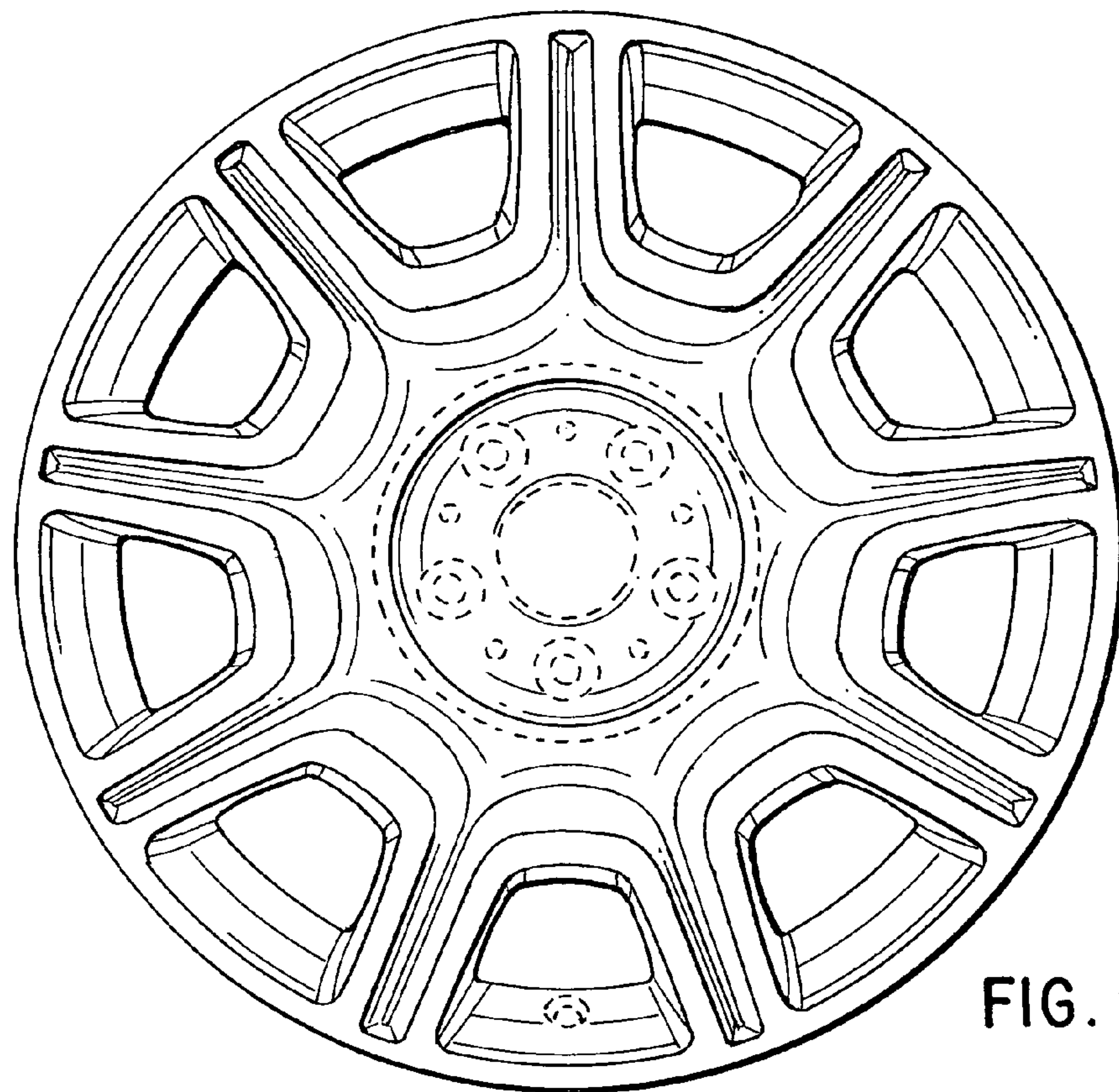


FIG. 1

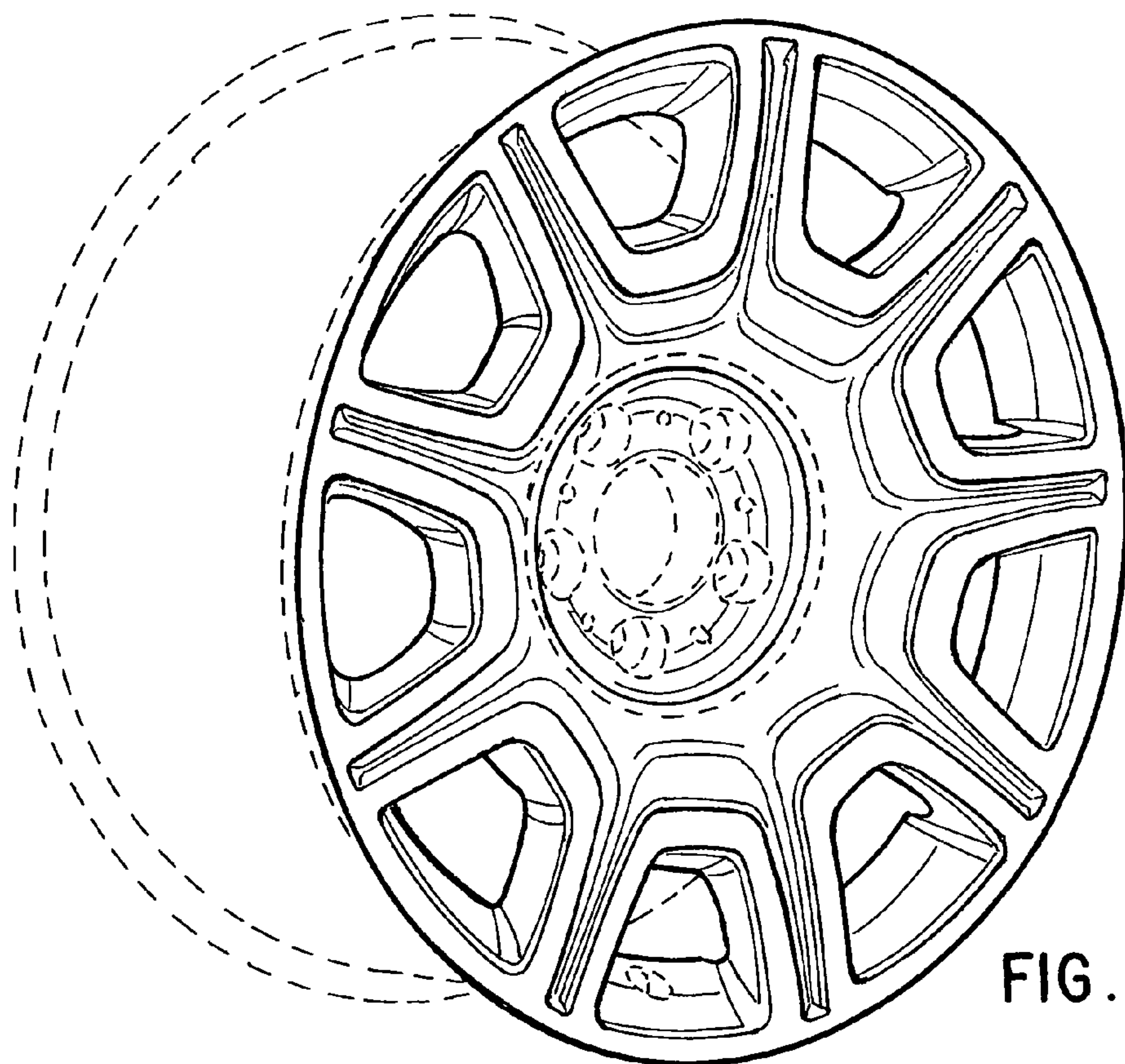


FIG. 2