



US00D623569S

(12) **United States Design Patent**
Cogswell

(10) **Patent No.:** **US D623,569 S**

(45) **Date of Patent:** **** Sep. 14, 2010**

(54) **REAR BUMPER FOR AUTOMOBILE**

D575,697 S * 8/2008 Gale et al. D12/169
D615,911 S * 5/2010 Kitazumi et al. D12/169

(75) Inventor: **Marc Cogswell**, San Diego, CA (US)

FOREIGN PATENT DOCUMENTS

(73) Assignee: **Nissan Jidosha Kabushiki Kaisha**,
Kanagawa (JP)

JP 1209185 6/2004
JP 1212997 8/2004
JP 1228011 1/2005

(**) Term: **14 Years**

* cited by examiner

(21) Appl. No.: **29/348,693**

Primary Examiner—Melody N Brown

(22) Filed: **Jan. 27, 2010**

(74) *Attorney, Agent, or Firm*—Fross Zelnick Lehrman &
Zissu, P.C.; Lawrence E. Apolzon, Esq.

(30) **Foreign Application Priority Data**

(57) **CLAIM**

Jul. 28, 2009 (JP) 2009-017092

The ornamental design for a rear bumper for automobile, as shown and described.

(51) **LOC (9) Cl.** **12-16**

DESCRIPTION

(52) **U.S. Cl.** **D12/169**

(58) **Field of Classification Search** D12/169,
D12/196, 90–92; 293/102, 105, 113, 115,
293/117, 120; 296/180.1, 180.2

FIG. 1 is a perspective view of the front, left side and top plan of a rear bumper for automobile showing my new design;

See application file for complete search history.

FIG. 2 is a front view thereof;

(56) **References Cited**

U.S. PATENT DOCUMENTS

D499,987 S 12/2004 Yanase et al.
D512,351 S * 12/2005 Hattori D12/169
D516,476 S * 3/2006 Iwanaga et al. D12/169
D516,969 S * 3/2006 Honda et al. D12/169
D522,418 S * 6/2006 Truebsbach D12/169
D536,646 S * 2/2007 Shimoguchi et al. D12/169
D575,695 S * 8/2008 Opfer et al. D12/169

FIG. 3 is a rear view thereof;

FIG. 4 is a left side view thereof;

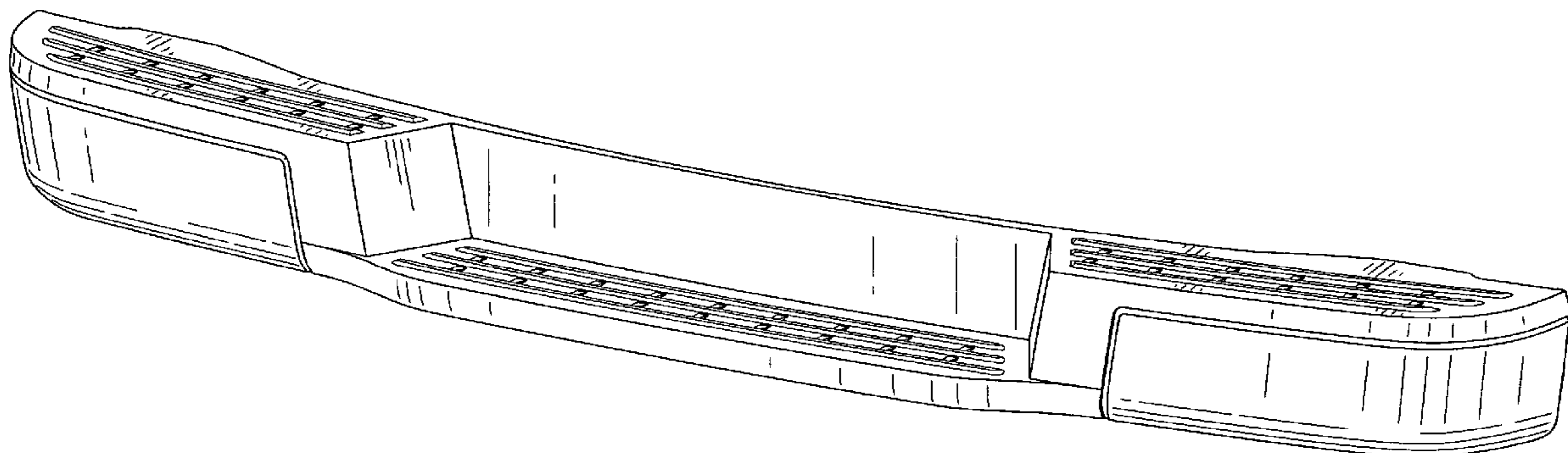
FIG. 5 is a right side view thereof;

FIG. 6 is a top plan view thereof; and,

FIG. 7 is a bottom view thereof.

The portions shown in broken lines are for illustrative purposes only and form no part of the claimed design.

1 Claim, 4 Drawing Sheets



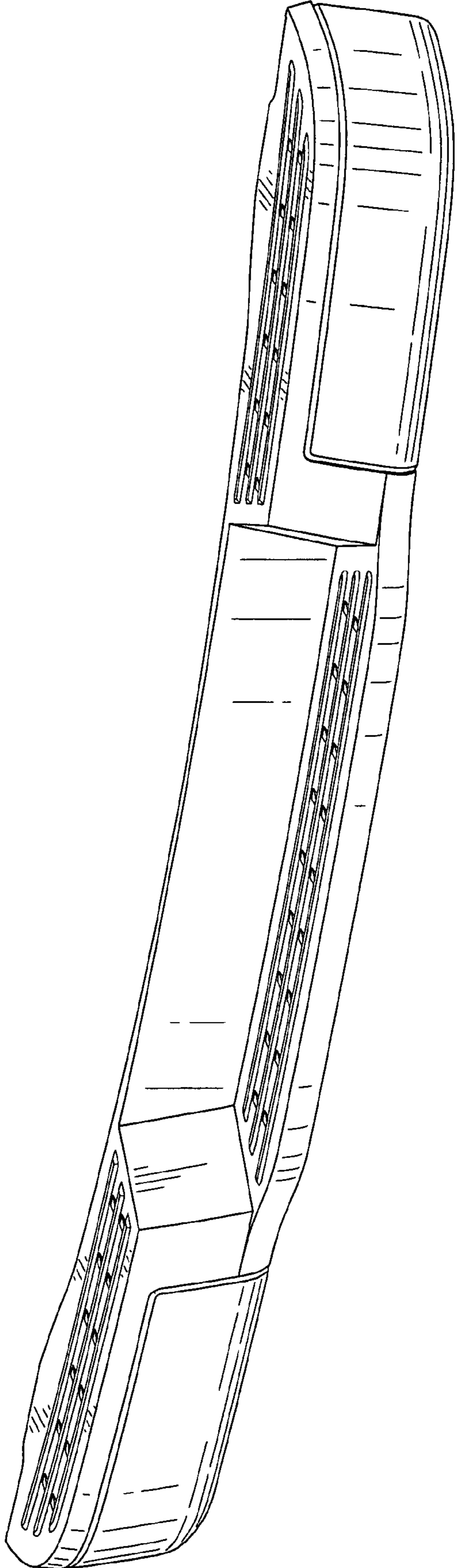


FIG. 1




FIG. 2




FIG. 3




FIG. 4




FIG. 5

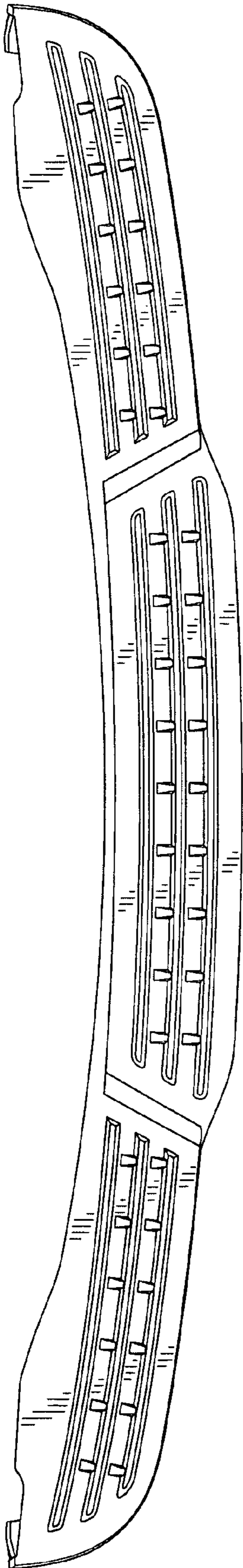


FIG. 6

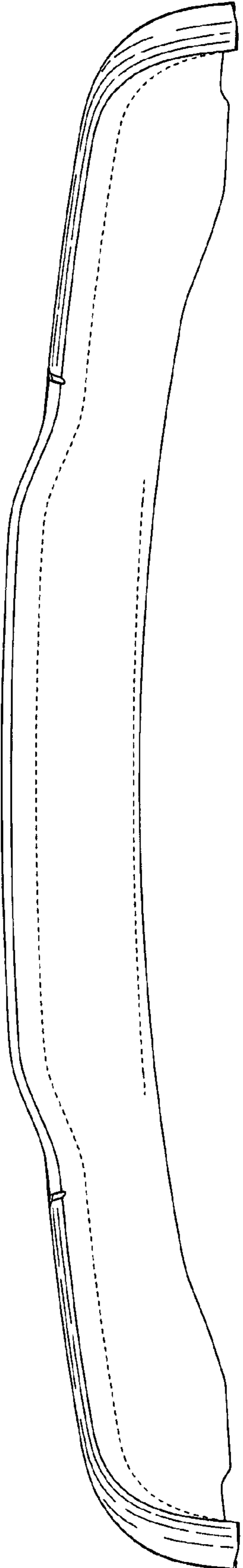


FIG. 7