



US00D623563S

(12) **United States Design Patent**
Tambornino

(10) **Patent No.:** **US D623,563 S**

(45) **Date of Patent:** **** *Sep. 14, 2010**

(54) **BICOLORED SIDED DROP BALL HITCH**

(75) Inventor: **Curt Tambornino**, Altoona, WI (US)

(73) Assignee: **Curt Manufacturing, Inc.**, Eau Claire, WI (US)

(*) Notice: This patent is subject to a terminal disclaimer.

(**) Term: **14 Years**

(21) Appl. No.: **29/335,957**

(22) Filed: **Apr. 24, 2009**

(51) **LOC (9) Cl.** **12-16**

(52) **U.S. Cl.** **D12/162**

(58) **Field of Classification Search** D12/161-162,
D12/400; 280/186, 402-404, 405.1-405.2,
280/407-407.1, 415.1, 416.1-416.3, 477,
280/479.2, 482-483, 490.1, 491.1-491.5,
280/493-495, 498-499, 507, 509, 511-513;
224/500-537

See application file for complete search history.

(56) **References Cited**

U.S. PATENT DOCUMENTS

D157,643	S *	3/1950	Swaigood	D12/162
4,923,205	A *	5/1990	Durm	280/491.3
5,000,474	A *	3/1991	Kristensen	280/491.5
5,730,456	A	3/1998	Bowers		
5,735,539	A	4/1998	Kravitz		
D431,216	S *	9/2000	Belinky	D12/162
6,203,048	B1	3/2001	Adair		
D466,844	S	12/2002	Billings		
D469,723	S	2/2003	McCoy		
6,536,794	B2	3/2003	Hancock et al.		
6,547,271	B2 *	4/2003	Kleb et al.	280/491.3

(Continued)

OTHER PUBLICATIONS

Towing Services UK, Brink Towbar Products, <http://www.brinktowbars.co.uk/new/towbars.htm>.

(Continued)

Primary Examiner—T. Chase Nelson

Assistant Examiner—Kathleen M Sims

(74) *Attorney, Agent, or Firm*—Shewchuk IP Services, LLC; Jeffrey D. Shewchuk

(57) **CLAIM**

The ornamental design for a bicolored sided drop ball hitch, as shown and described.

DESCRIPTION

FIG. 1 is a top perspective view of a bicolored sided drop ball hitch showing my new design.

FIG. 2 is a left side view showing the bicolored sided drop ball hitch of FIG. 1.

FIG. 3 is top view of the bicolored sided drop ball hitch of FIGS. 1-2.

FIG. 4 is a rear view of the bicolored sided drop ball hitch of FIGS. 1-3.

FIG. 5 is a right side view of the bicolored sided drop ball hitch of FIGS. 1-4.

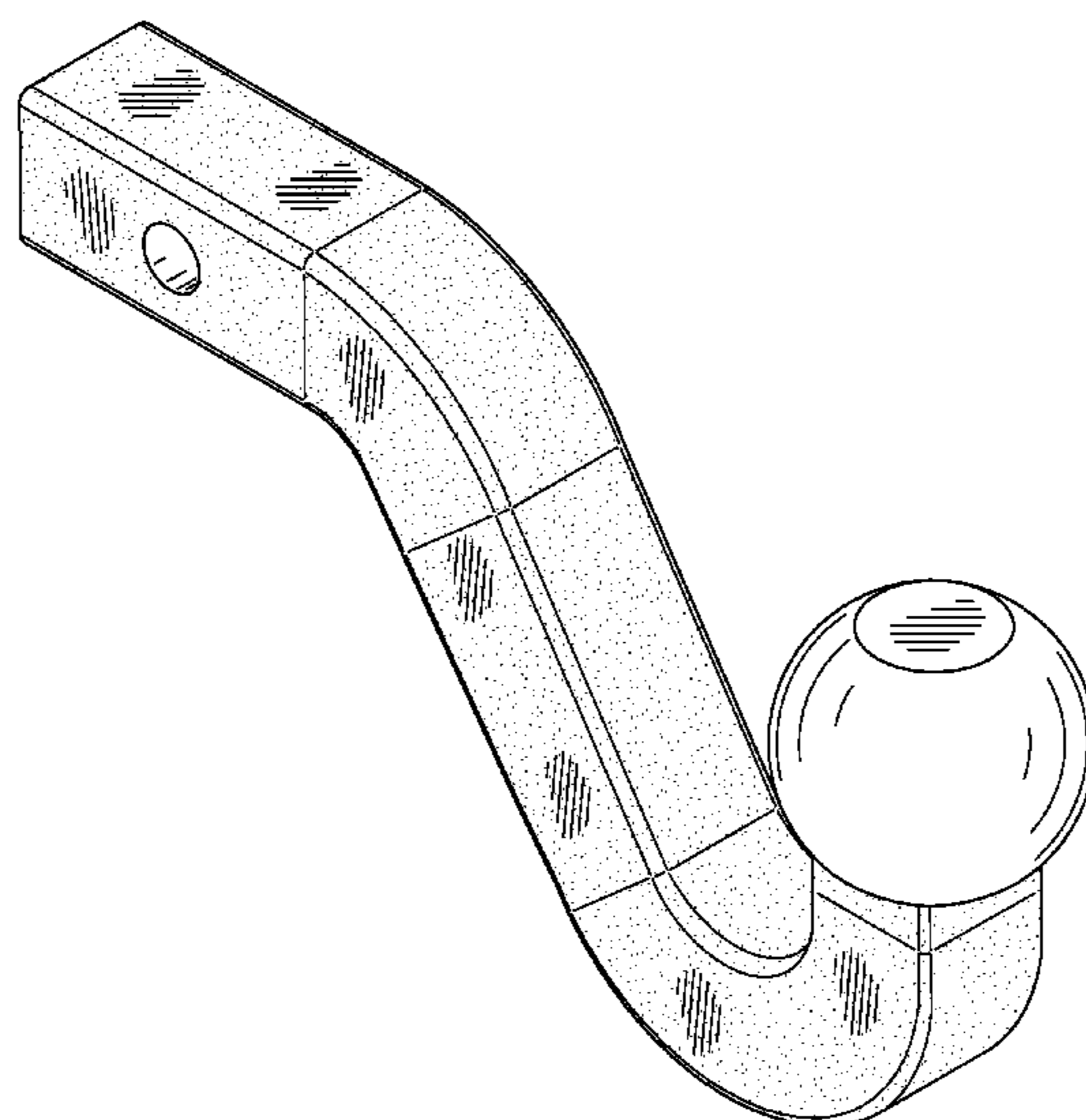
FIG. 6 is a bottom view of the bicolored sided drop ball hitch of FIGS. 1-5.

FIG. 7 is a front view of the bicolored sided drop ball hitch of FIGS. 1-6; and,

FIG. 8 is the top perspective view of FIG. 1, for the purpose of showing the colors of the bicolored sided drop ball hitch.

The stippling of the shank portion is intended to show that the shank portion has a textured, flat appearance and the shading of the shank portion is intended to show that the shank portion is colored black. The oblique line shading of the ball portion is shiny, smooth metallic chrome.

1 Claim, 4 Drawing Sheets



US D623,563 S

Page 2

U.S. PATENT DOCUMENTS

6,581,953 B2 6/2003 Jerry
6,709,002 B2 3/2004 Tambornino
6,746,038 B2 6/2004 McCoy et al.
6,860,503 B2 * 3/2005 Aufderheide et al. 280/491.3
D519,065 S 4/2006 Tambornino
7,216,886 B2 * 5/2007 Rimmelspacher
et al. 280/491.3
7,273,222 B2 * 9/2007 Rampp 280/491.3

2004/0075244 A1 * 4/2004 Reutlinger et al. 280/491.3
2004/0100066 A1 5/2004 Andersen
2008/0036179 A1 * 2/2008 Andersen 280/511

OTHER PUBLICATIONS

BrinkMatic Mirage Manual, 2002/1.
<http://tdiparts.com/catalog/images/parts/b55bosalAK6.jpg>.
BrinkMatic Advance User Manual, Brink International 2004.

* cited by examiner

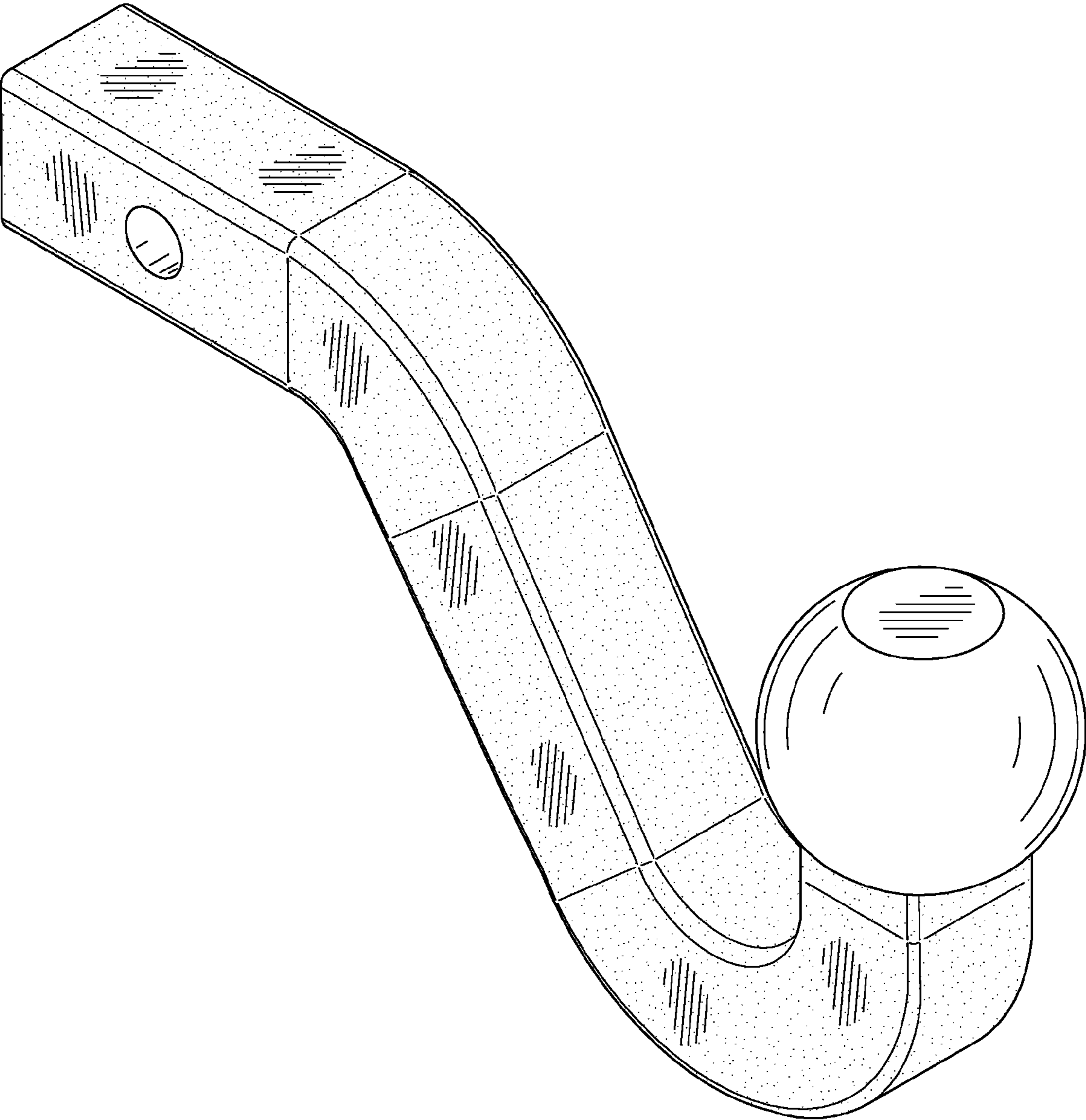


FIG. 1

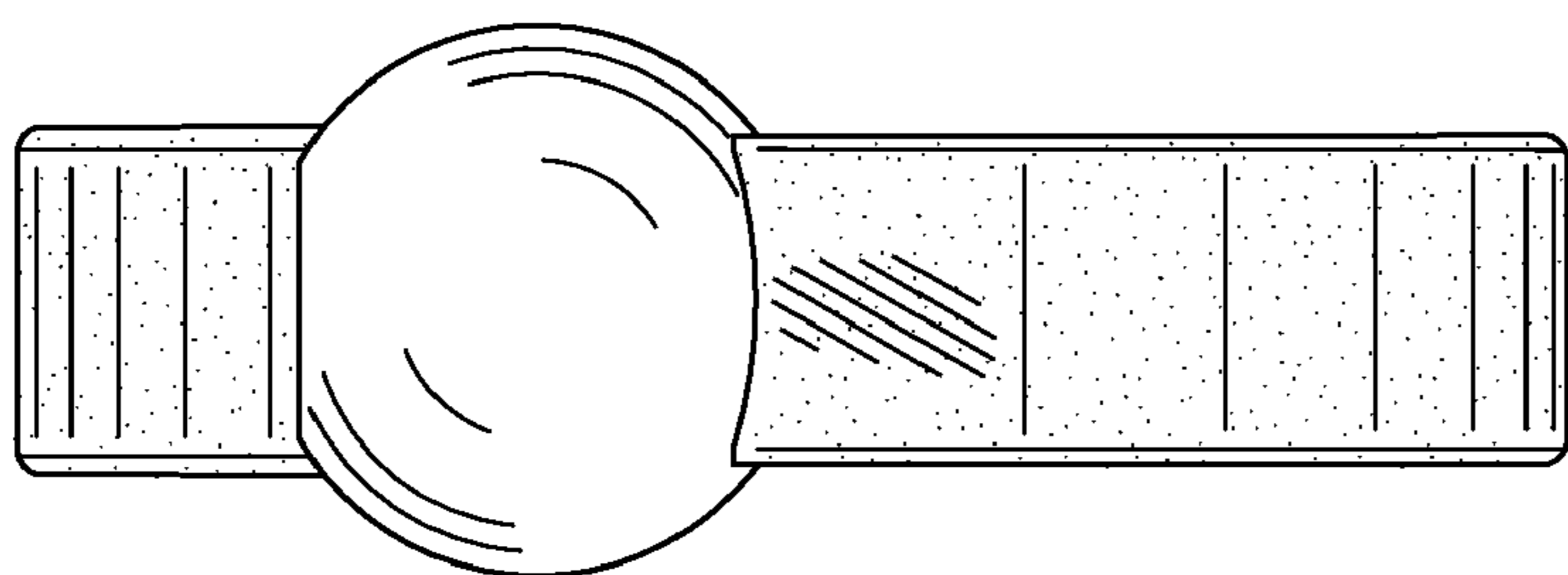


FIG. 4

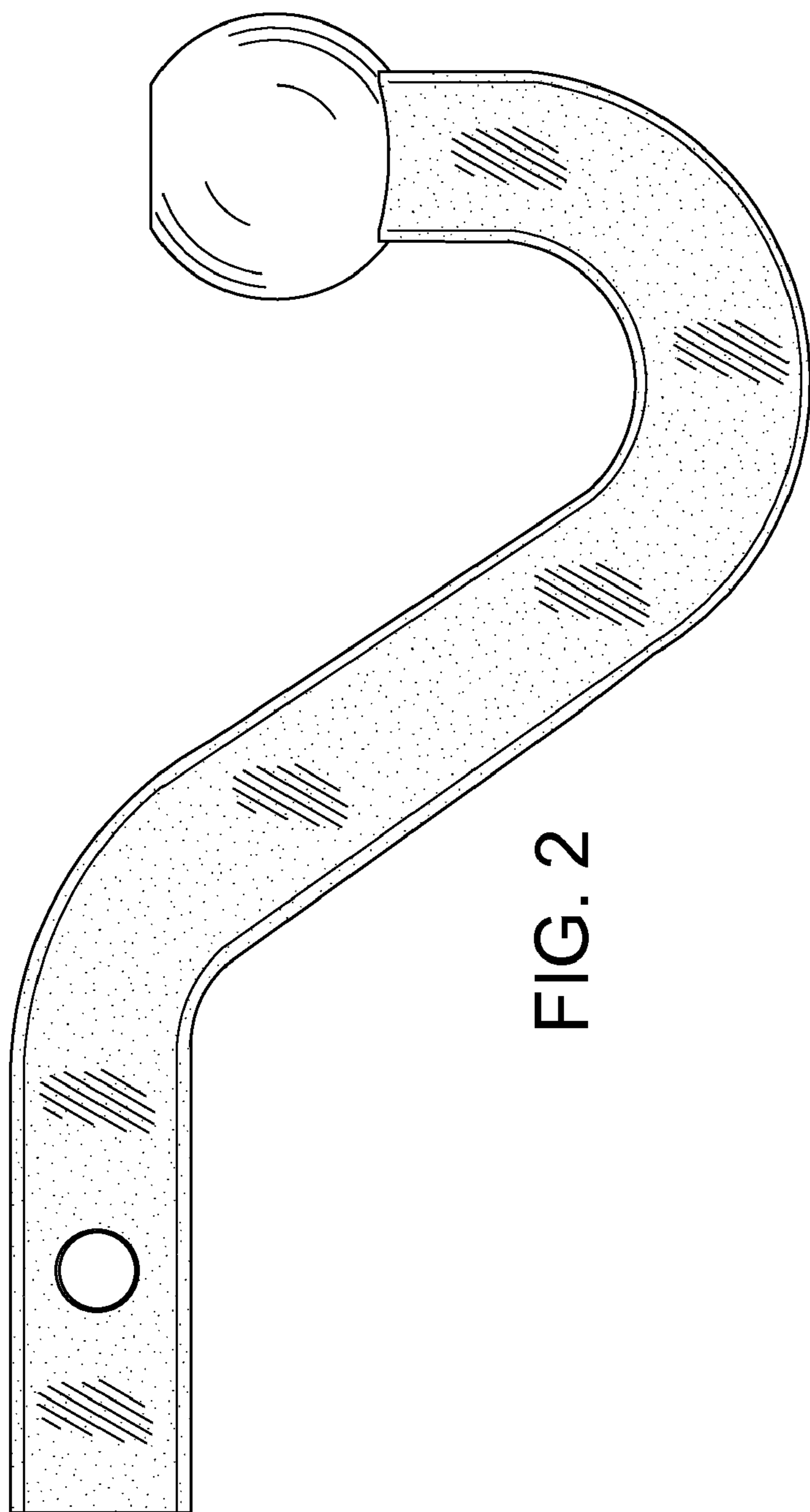


FIG. 2

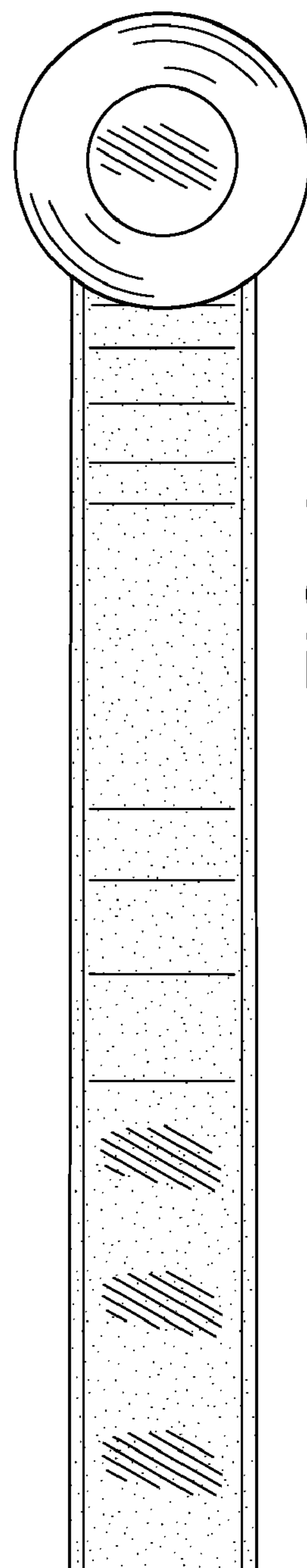


FIG. 3

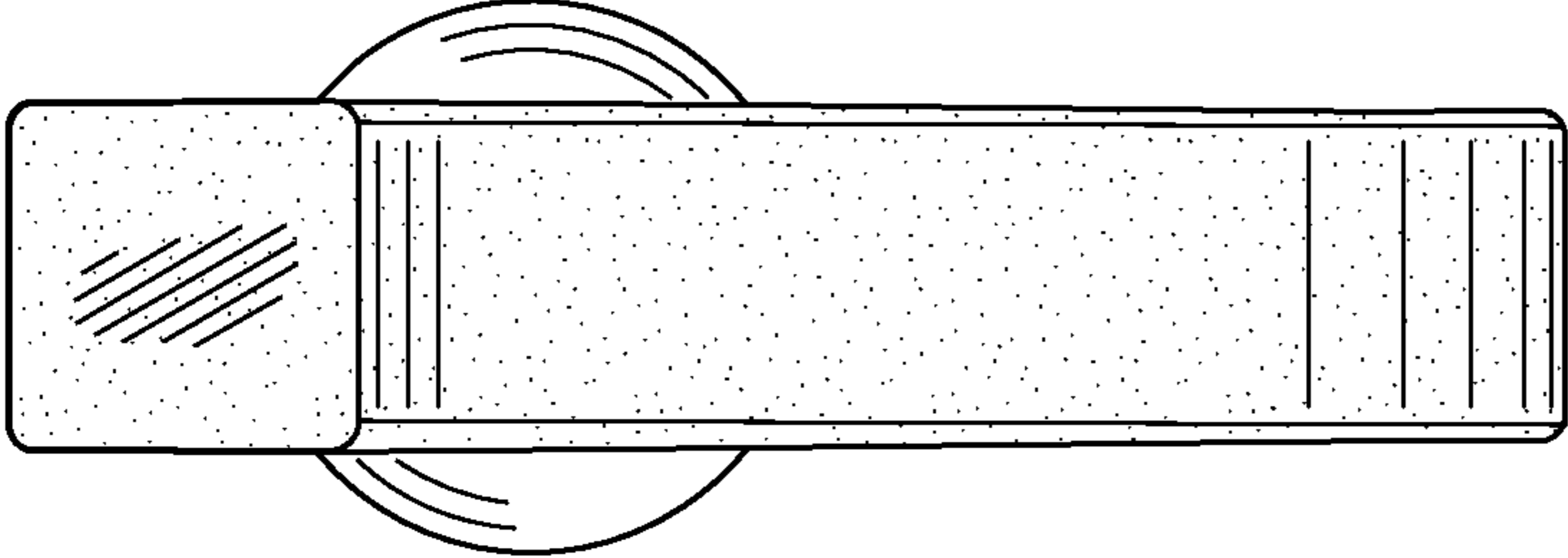


FIG. 7

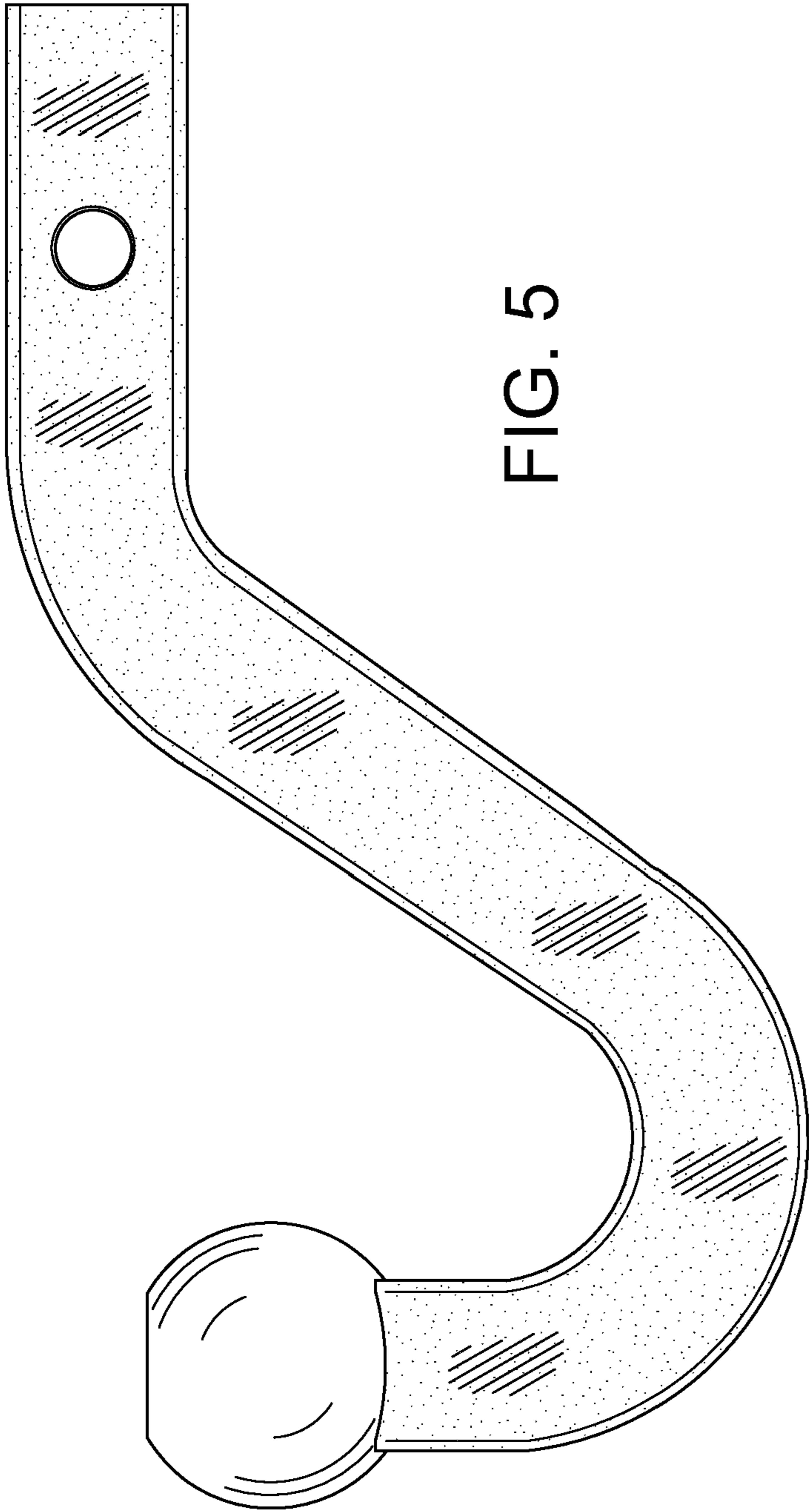


FIG. 5

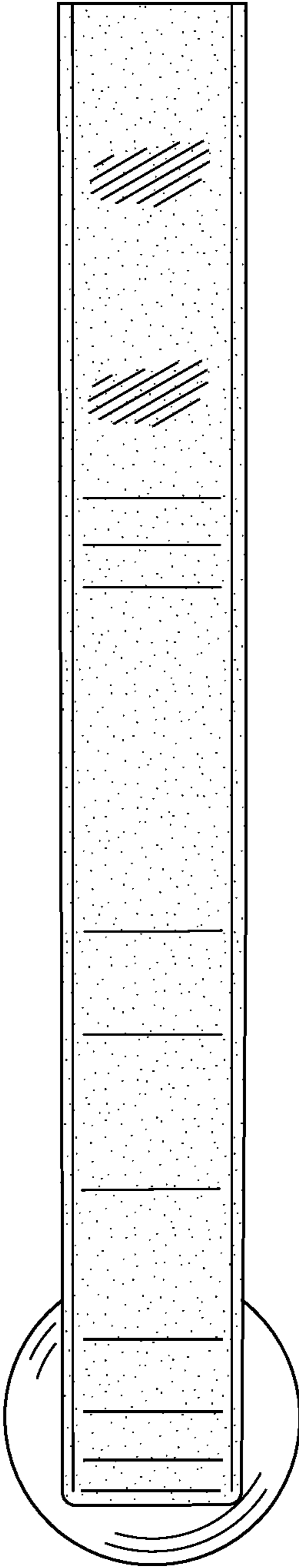


FIG. 6

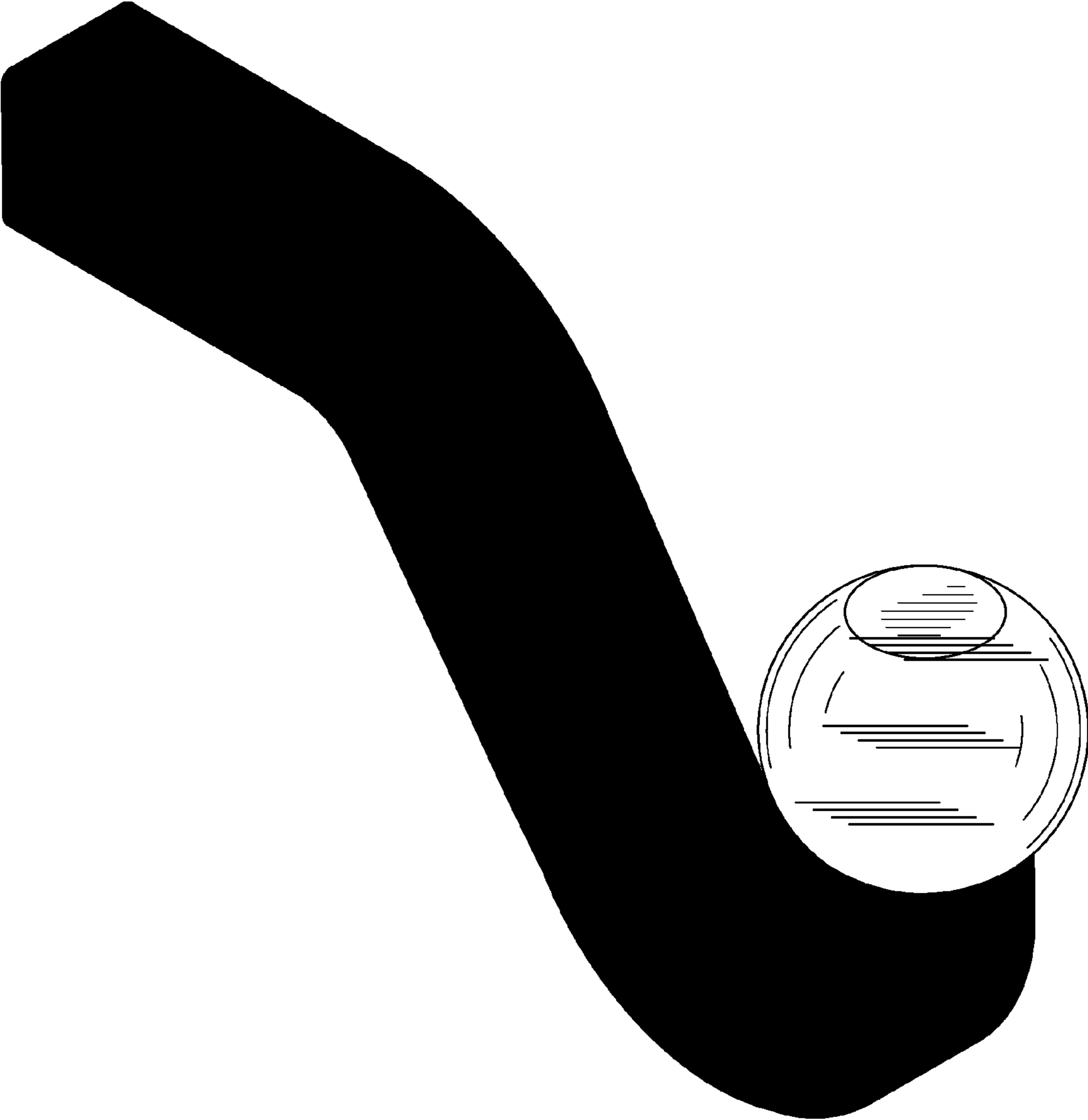


FIG. 8