



US00D623562S

(12) **United States Design Patent**  
**Tambornino**

(10) **Patent No.:** **US D623,562 S**

(45) **Date of Patent:** **\*\* Sep. 14, 2010**

(54) **BICOLORED SIDED ANGLED BALL HITCH**

(75) Inventor: **Curt Tambornino**, Altoona, WI (US)

(73) Assignee: **Curt Manufacturing, Inc.**, Eau Claire, WI (US)

(\*\*) Term: **14 Years**

(21) Appl. No.: **29/335,955**

(22) Filed: **Apr. 24, 2009**

(51) **LOC (9) Cl.** ..... **12-16**

(52) **U.S. Cl.** ..... **D12/162**

(58) **Field of Classification Search** ..... D12/161-162,  
D12/400; 280/186, 402-404, 405.1-405.2,  
280/407-407.1, 415.1, 416.1, 416.2, 416.3,  
280/477, 479.2, 482-483, 485-486, 490.1,  
280/491.1, 491.2, 419.3, 491.5, 493-495,  
280/498-499, 507, 509, 511-513; 224/500-537  
See application file for complete search history.

(56) **References Cited**

**U.S. PATENT DOCUMENTS**

D158,372 S *	5/1950	Gee	.....	D12/162
5,730,456 A	3/1998	Bowers		
5,735,539 A	4/1998	Kravitz		
6,203,048 B1	3/2001	Adair		
6,241,271 B1 *	6/2001	Belinky	.....	280/511
6,481,258 B1 *	11/2002	Belinky	.....	72/324
D466,844 S	12/2002	Billings		
D469,723 S	2/2003	McCoy		
6,536,794 B2	3/2003	Hancock et al.		
6,581,953 B2	6/2003	Jerry		
6,709,002 B2	3/2004	Tambornino		
6,746,038 B2	6/2004	McCoy et al.		
D519,065 S	4/2006	Tambornino		
2004/0100066 A1	5/2004	Andersen		
2008/0036179 A1 *	2/2008	Andersen	.....	280/511

**OTHER PUBLICATIONS**

Towing Services UK, Brink Towbar Products, <http://www.brinktowbars.co.uk/new/towbars.htm>.  
BrinkMatic Mirage Manual, Jan. 2002.

<http://tdiparts.com/catalog/images/parts/b55bosalAK6.jpg>.  
BrinkMatic Advance User Manual, Brink International 2004.

\* cited by examiner

*Primary Examiner*—T. Chase Nelson

*Assistant Examiner*—Kathleen M Sims

(74) *Attorney, Agent, or Firm*—Shewchuk IP Services, LLC;  
Jeffrey D. Shewchuk

(57) **CLAIM**

The ornamental design for a bicolored sided angled ball hitch, as shown and described.

**DESCRIPTION**

FIG. 1 is a top perspective view of a bicolored sided angled ball hitch showing my new design.

FIG. 2 is a left side view showing the bicolored sided angled ball hitch of FIG. 1.

FIG. 3 is top view of the bicolored sided angled ball hitch of FIGS. 1-2.

FIG. 4 is a rear view of the bicolored sided angled ball hitch of FIGS. 1-3.

FIG. 5 is a right side view of the bicolored sided angled ball hitch of FIGS. 1-4.

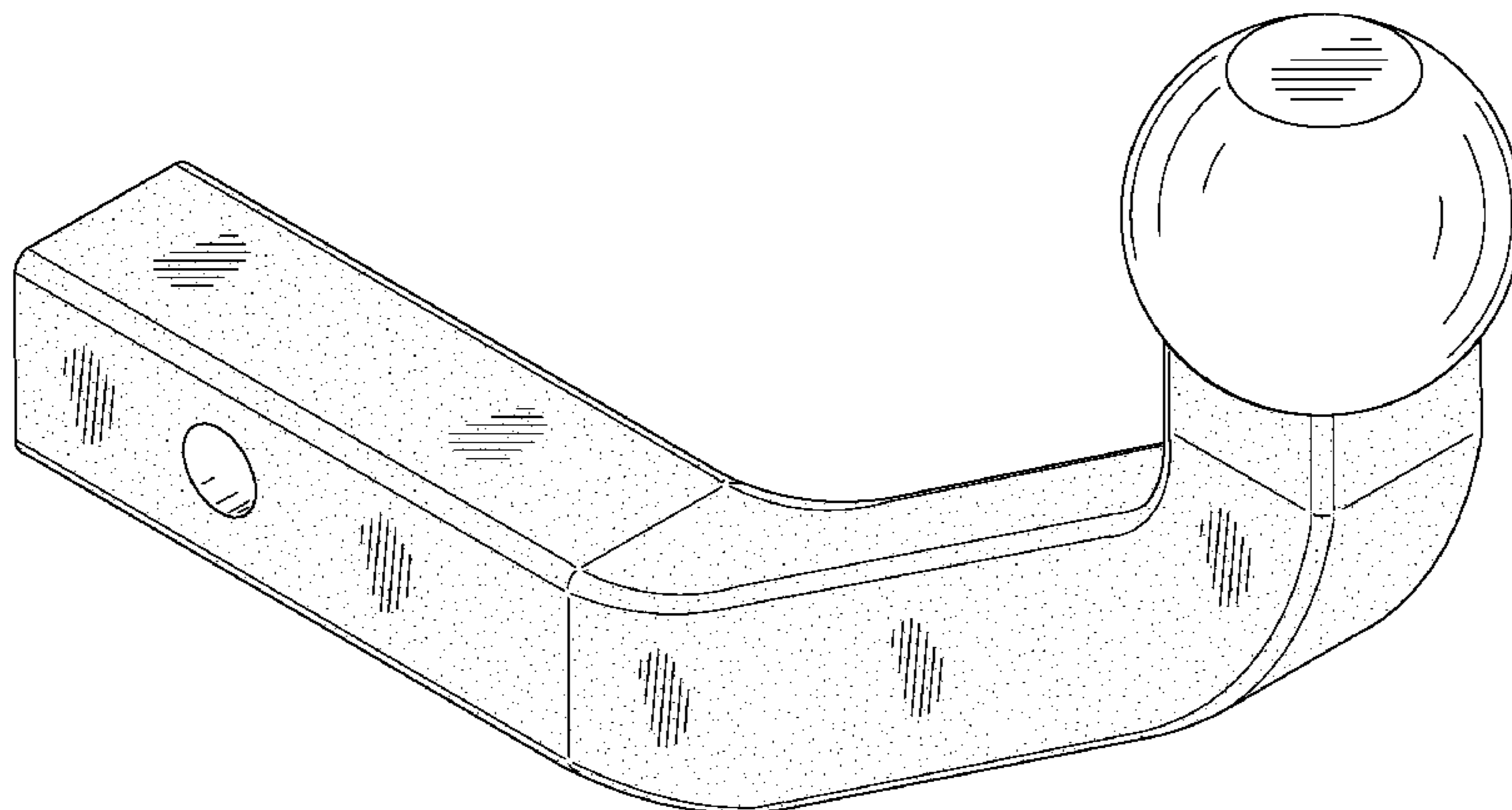
FIG. 6 is a bottom view of the bicolored sided angled ball hitch of FIGS. 1-5.

FIG. 7 is a front view of the bicolored sided angled ball hitch of FIGS. 1-6; and,

FIG. 8 is the top perspective view of FIG. 1, for the purpose of showing the colors of the bicolored sided angled ball hitch.

The stippling of the shank portion is intended to show that the shank portion has a textured, flat appearance and the shading of the shank portion is intended to show that the shank portion is colored black. The oblique line shading of the ball portion is shiny, smooth metallic chrome.

**1 Claim, 4 Drawing Sheets**



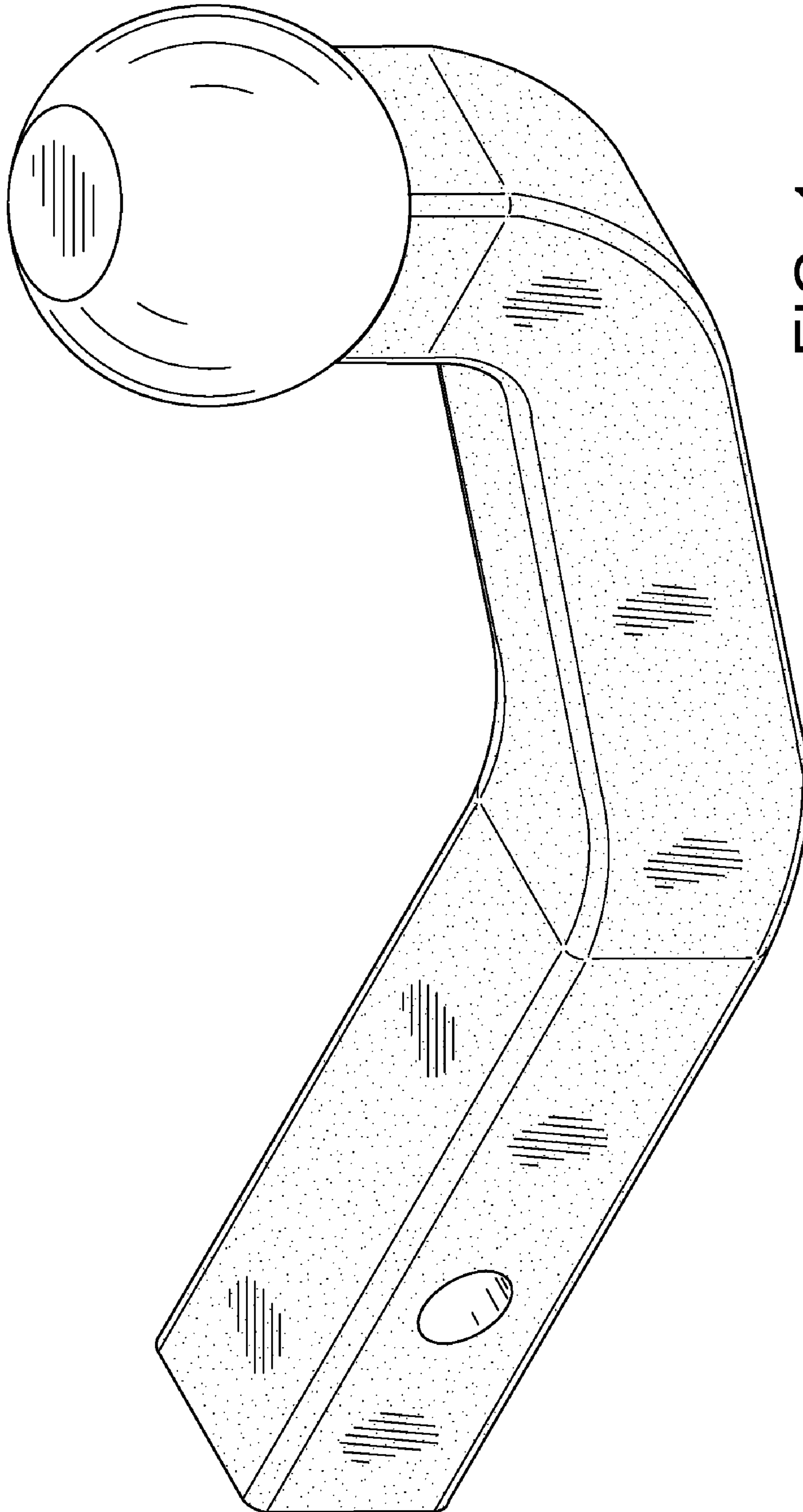


FIG. 1

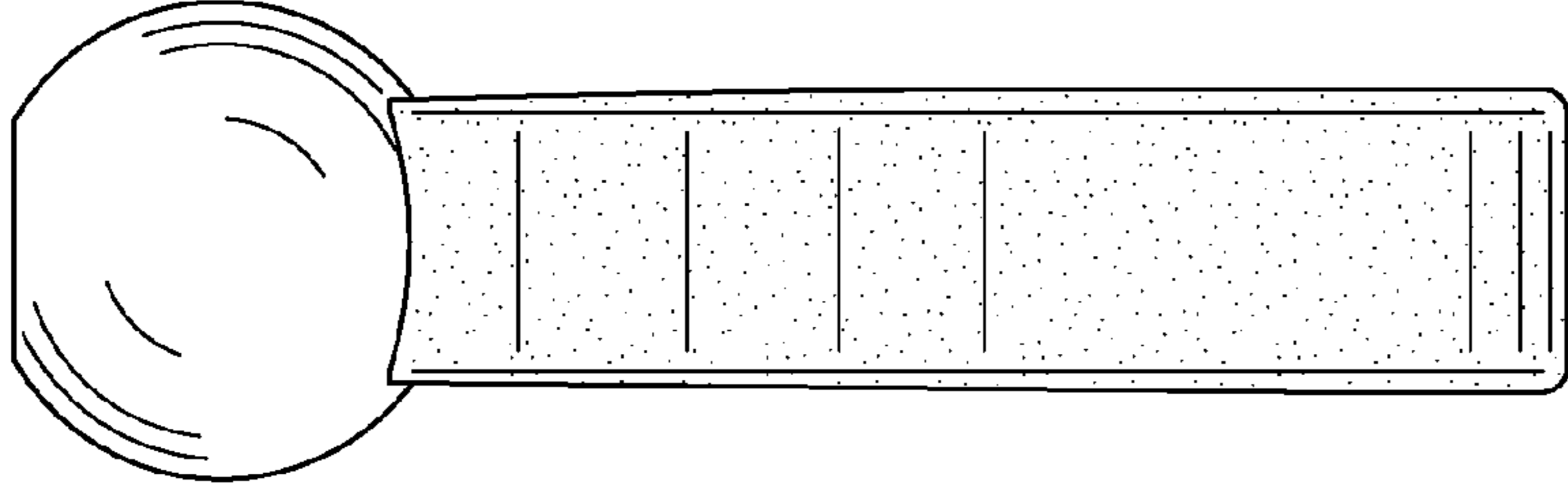


FIG. 4

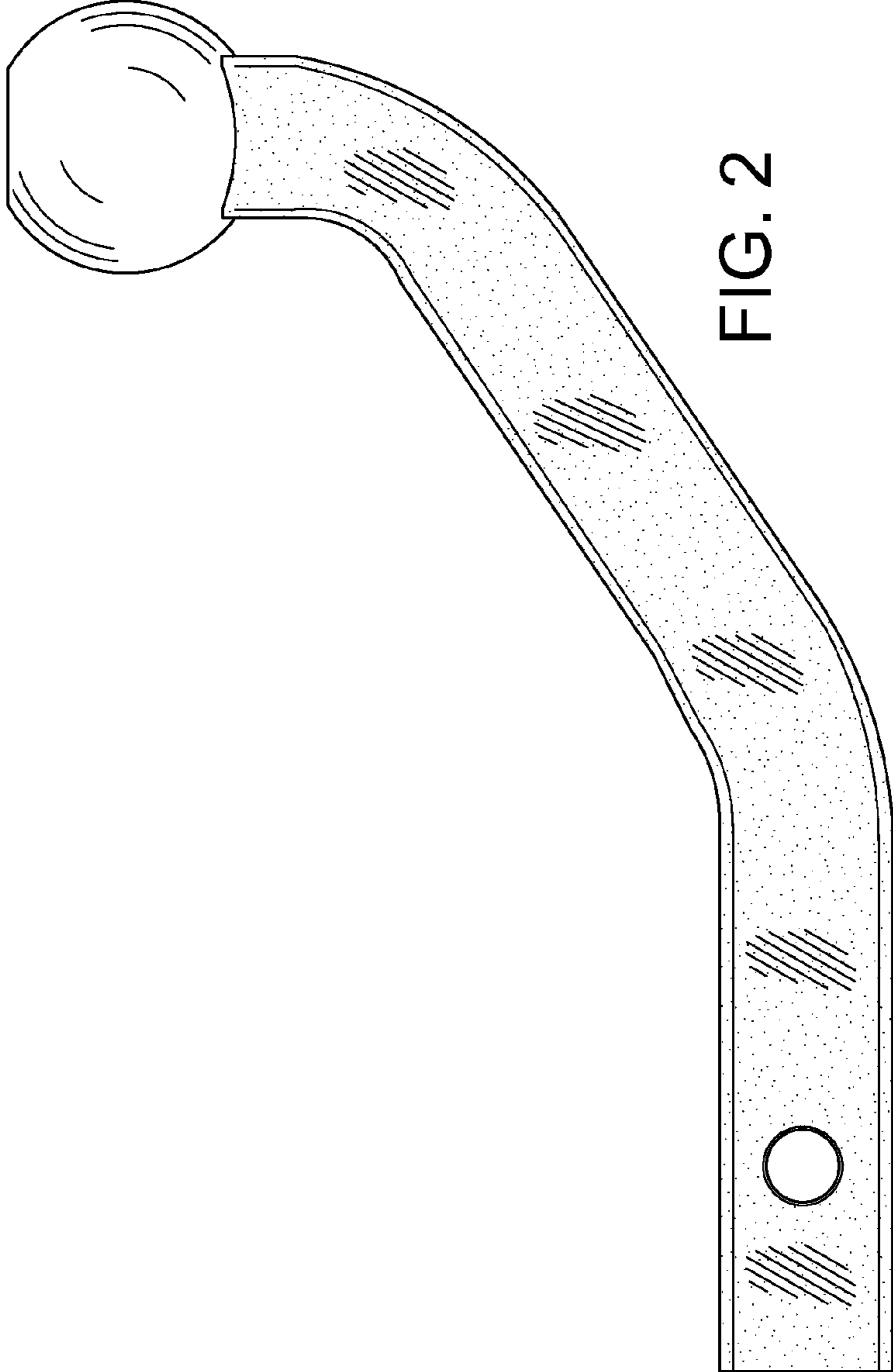


FIG. 2

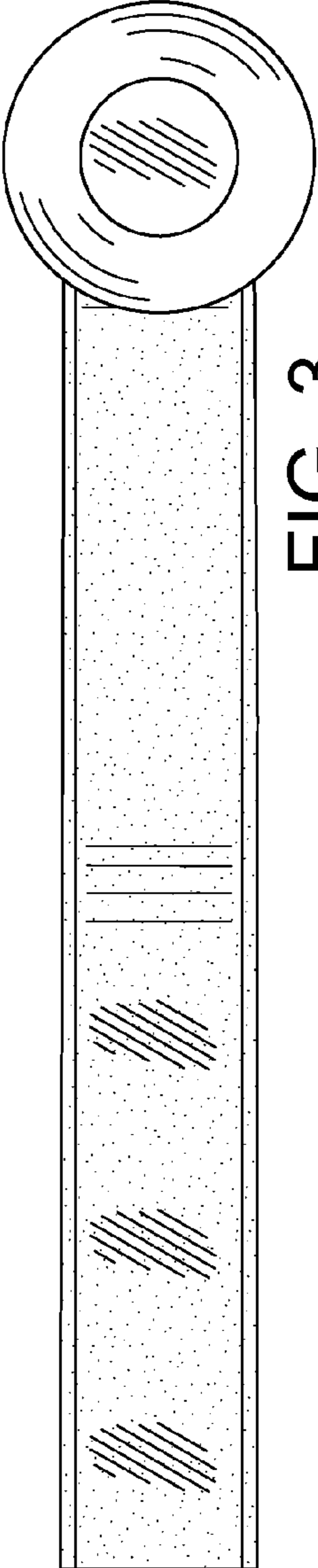


FIG. 3

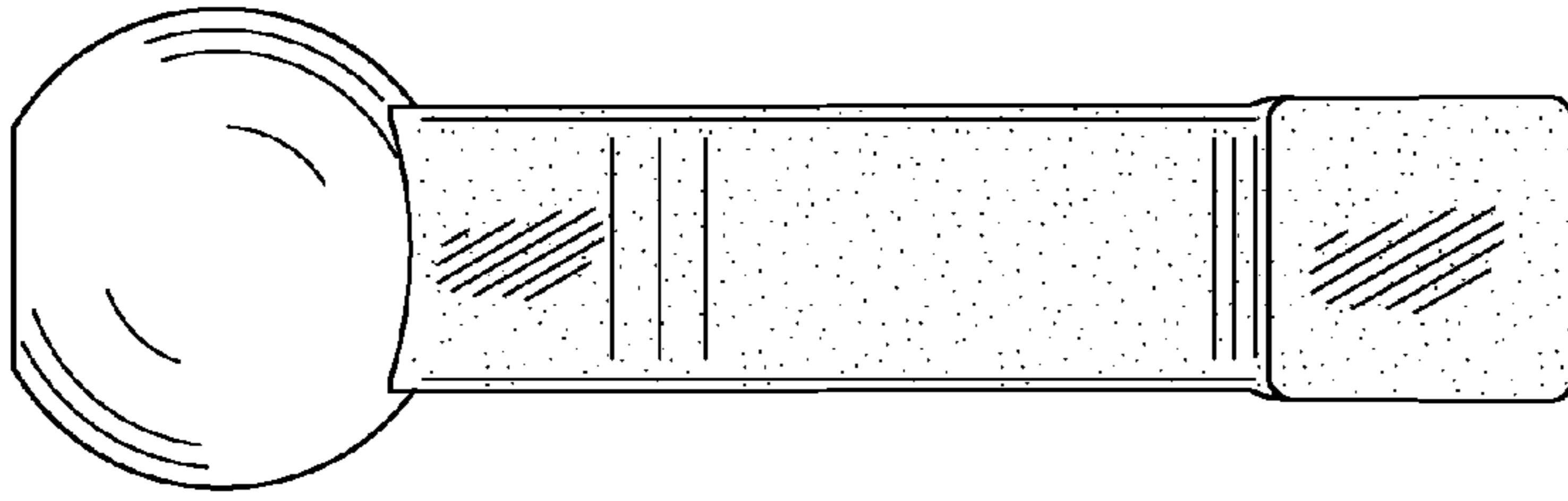


FIG. 7

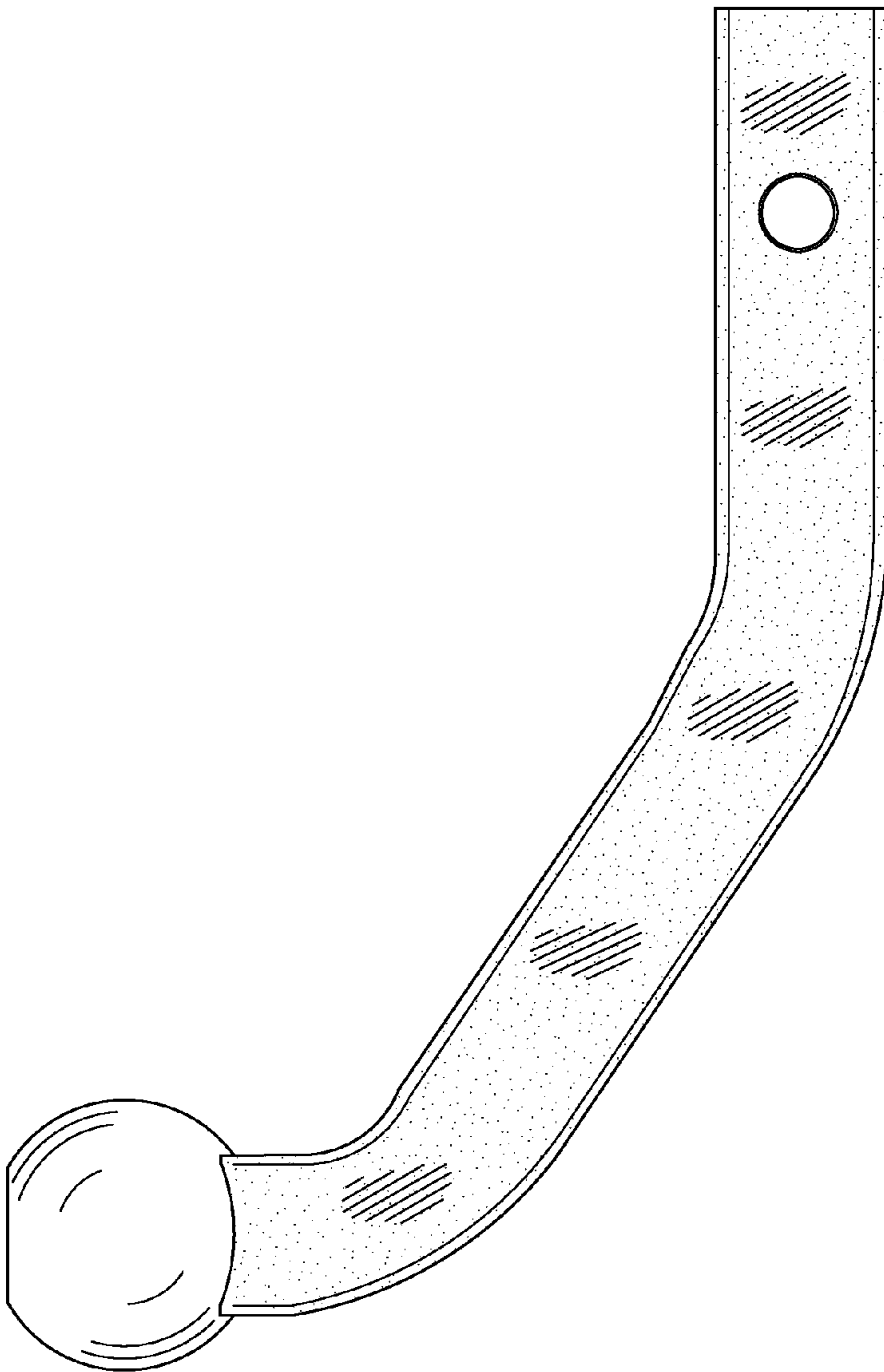


FIG. 5

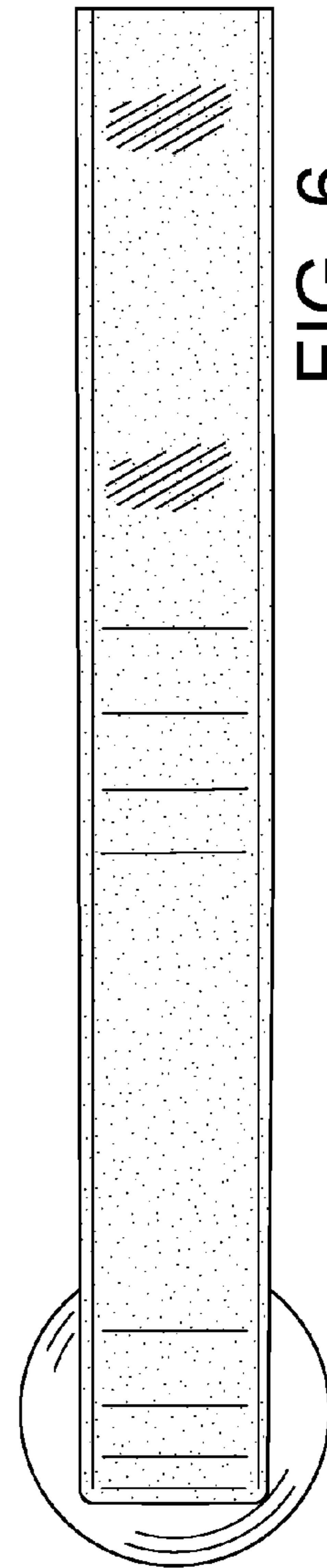


FIG. 6



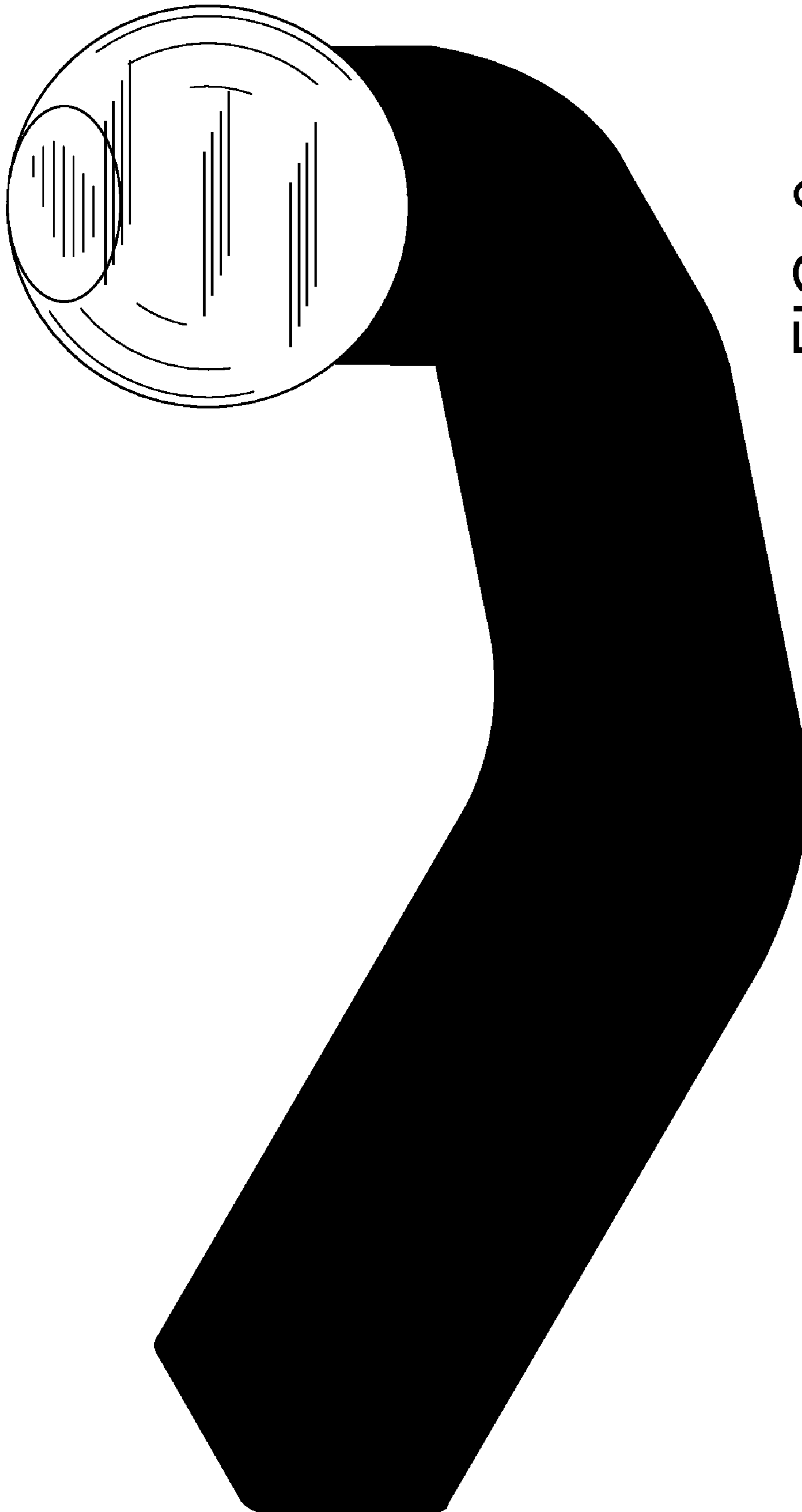


FIG. 8