



US00D623557S

(12) **United States Design Patent**
Kulla et al.

(10) **Patent No.:** **US D623,557 S**
(45) **Date of Patent:** **** Sep. 14, 2010**

(54) **AUTOMOBILE**

(75) Inventors: **Matthias Kulla**, Renningen (DE);
Andreas Preuninger, Weissach-Flacht
(DE)

(73) Assignee: **Dr. Ing. h.c. F. Porsche AG**, Stuttgart
(DE)

(**) Term: **14 Years**

(21) Appl. No.: **29/333,975**

(22) Filed: **Mar. 18, 2009**

(30) **Foreign Application Priority Data**

Sep. 19, 2008 (DE) 40 2008 004 465

(51) **LOC (9) Cl.** **12-08**

(52) **U.S. Cl.** **D12/92**

(58) **Field of Classification Search** D12/86,
D12/90-92; 296/181.1, 181.5
See application file for complete search history.

(56) **References Cited**

U.S. PATENT DOCUMENTS

D526,599 S * 8/2006 Moruzzi D12/92
D547,240 S * 7/2007 Kulla D12/92
D547,698 S * 7/2007 Kulla D12/92
D549,614 S * 8/2007 Kulla et al. D12/92

D560,557 S * 1/2008 Kulla et al. D12/92
D589,403 S * 3/2009 Saracoglu D12/92
D590,300 S * 4/2009 Saracoglu D12/92
D590,301 S * 4/2009 Saracoglu D12/92

* cited by examiner

Primary Examiner—Melody N Brown

(74) *Attorney, Agent, or Firm*—Laurence A Greenberg;
Werner H Stemer; Ralph E Locher

(57) **CLAIM**

The ornamental design for an automobile, as shown and described.

DESCRIPTION

FIG. 1 is a front perspective view of an automobile showing my new design;

FIG. 2 is a rear, perspective view thereof;

FIG. 3 is a front view thereof;

FIG. 4 is a rear view thereof;


FIG. 5 is a right side view thereof;

FIG. 6 is a left-side view thereof; and,

FIG. 7 is a top plan view thereof.

The details of the vehicle shown in broken lines are for illustrative purposes only and form no part of the claimed design.

1 Claim, 7 Drawing Sheets



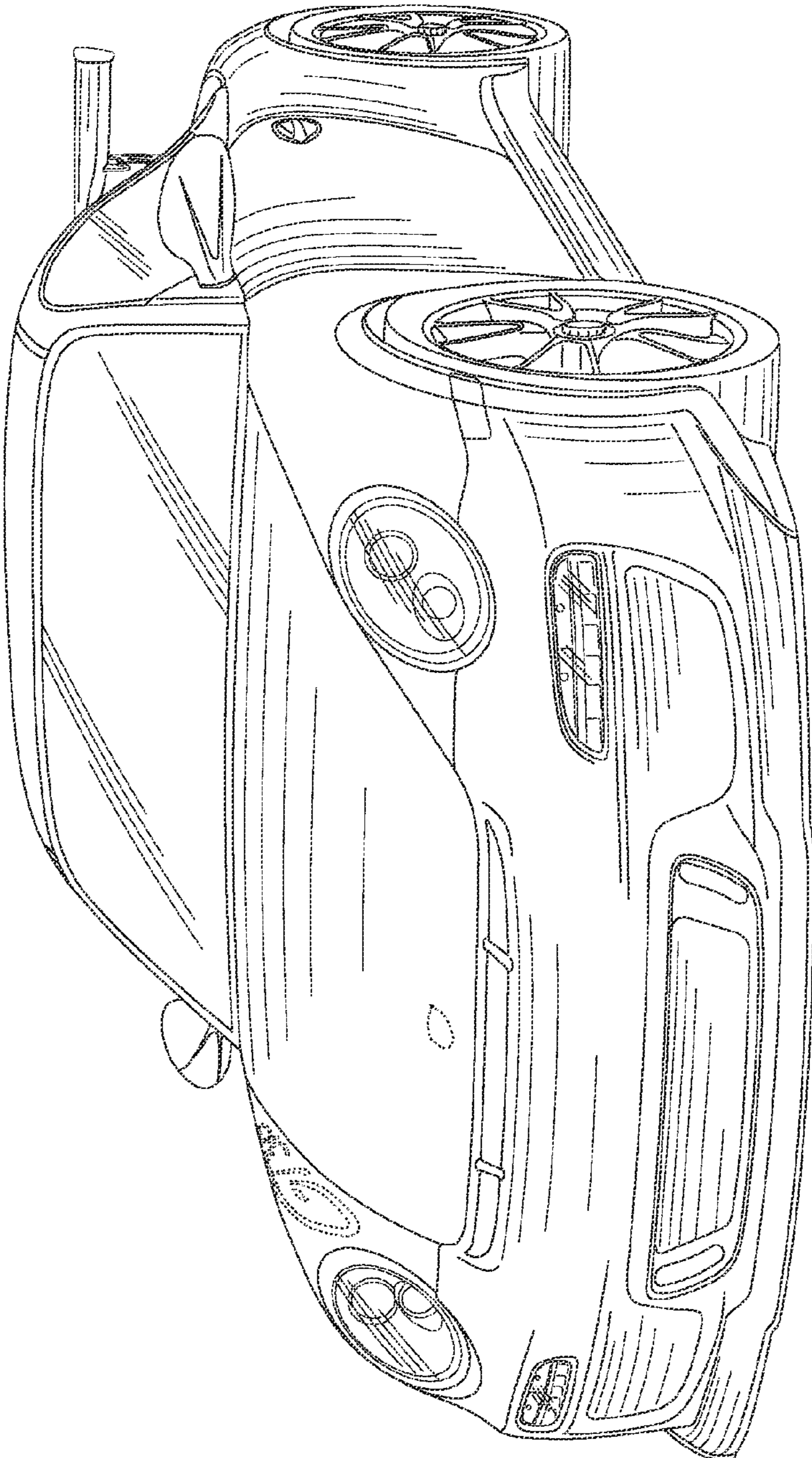


FIG. 1

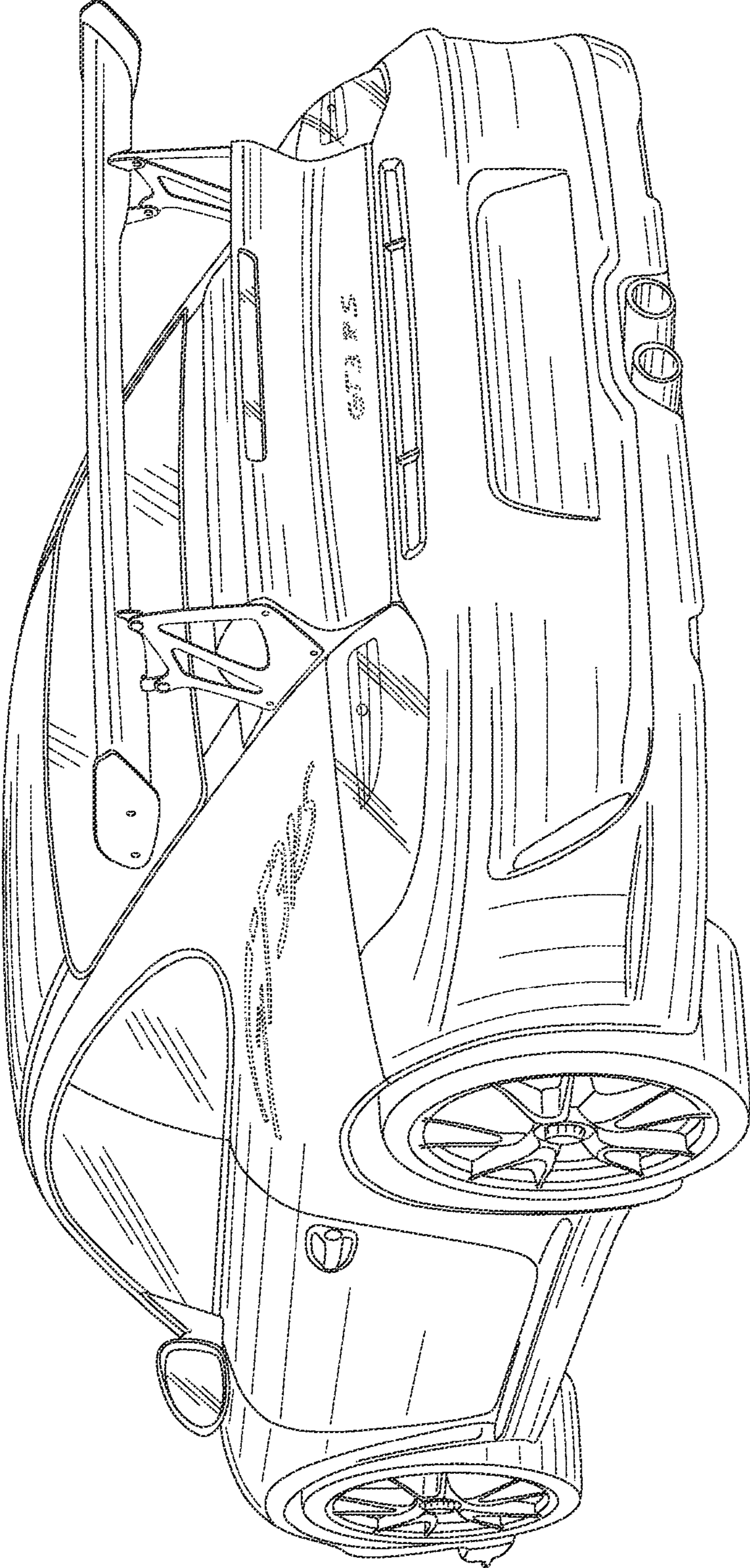


FIG. 2




FIG. 3

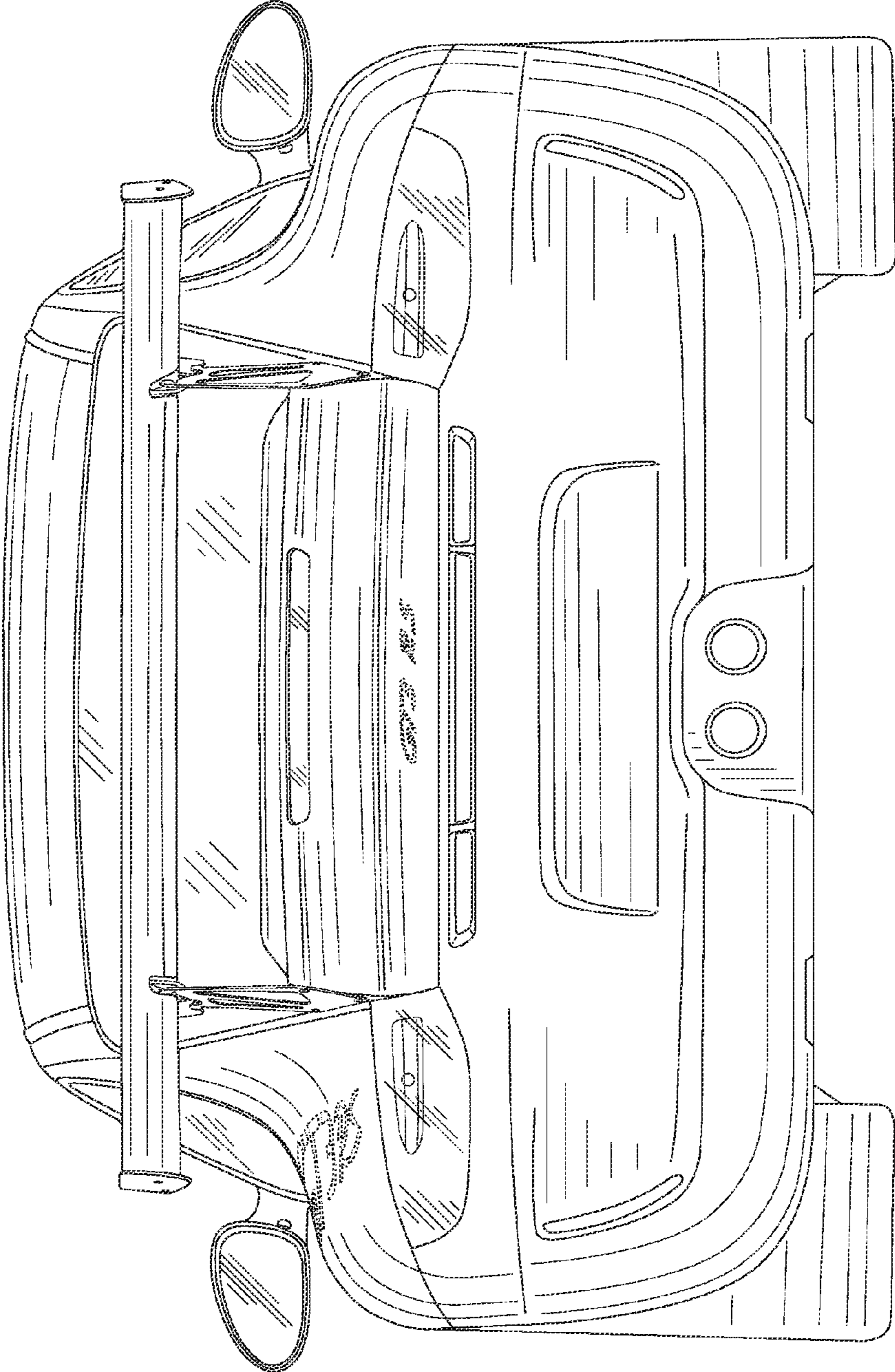


FIG. 4

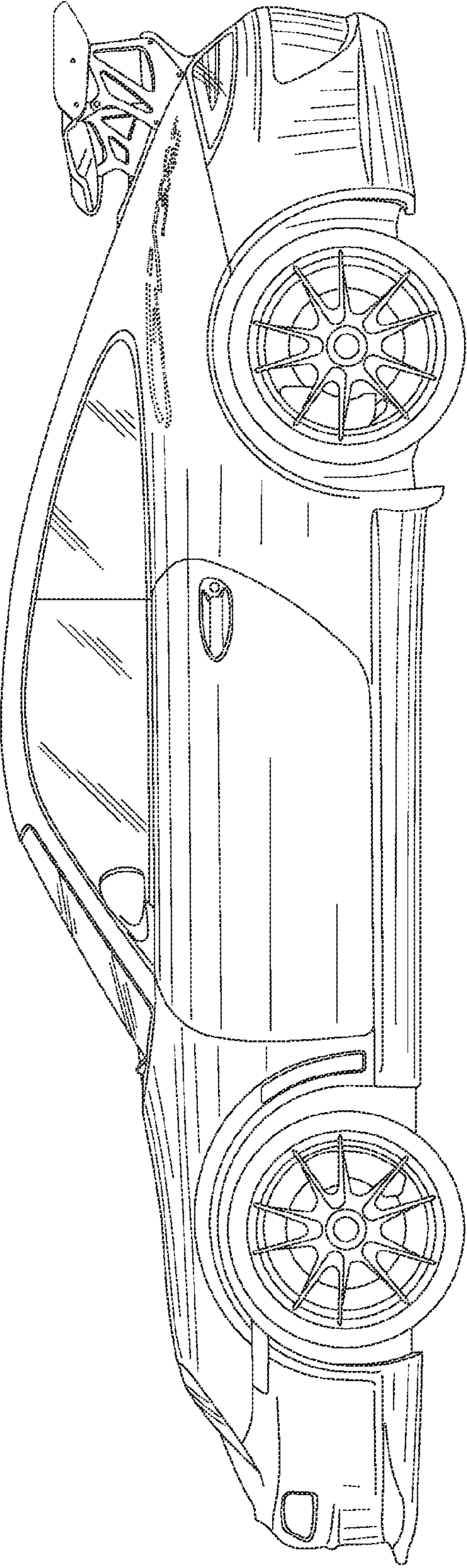


FIG. 5

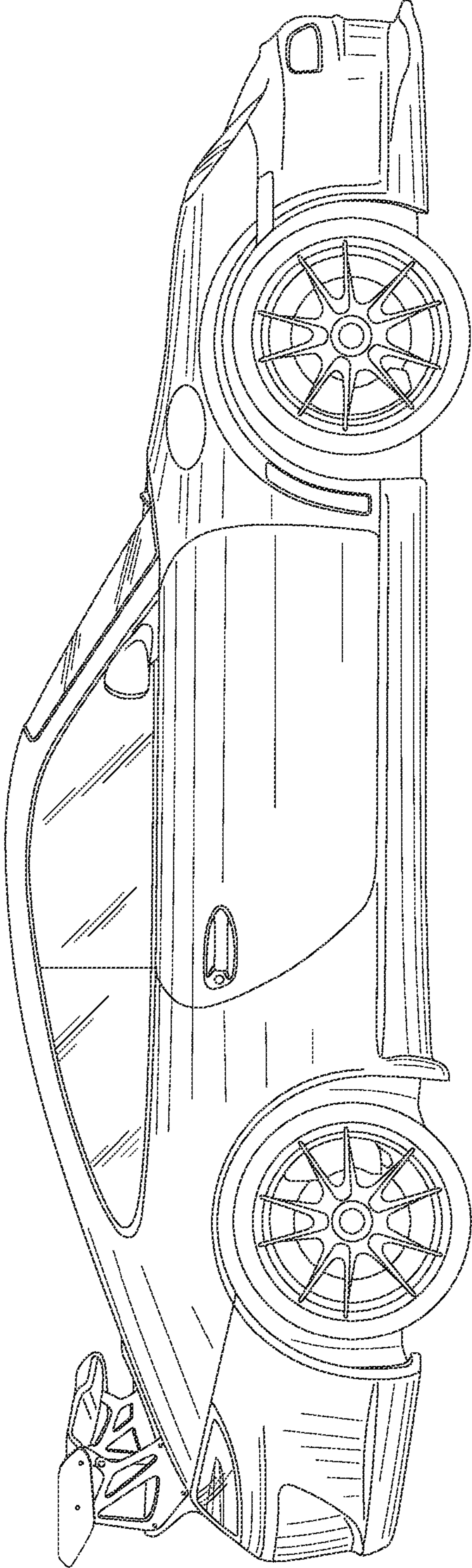


FIG. 6




FIG. 7