



US00D623555S

(12) **United States Design Patent**
Reithlingshoefer et al.

(10) **Patent No.:** **US D623,555 S**

(45) **Date of Patent:** **** Sep. 14, 2010**

(54) **SOLAR DECORATION**

(76) Inventors: **Theresa Reithlingshoefer**, 1605
Freeland Rd., Freeland, MD (US) 21053;
Lee Reithlingshoefer, 1605 Freeland
Rd., Freeland, MD (US) 21053

(**) Term: **14 Years**

(21) Appl. No.: **29/315,073**

(22) Filed: **May 26, 2009**

(51) **LOC (9) Cl.** **11-05**

(52) **U.S. Cl.** **D11/125**

(58) **Field of Classification Search** D11/117,
D11/121, 125, 127, 128, 131, 132, 133, 134,
D11/136, 157, 158; 428/7, 8, 9, 11; D26/1,
D26/2, 3, 4, 24, 26, 55, 57; 362/559, 565,
362/806, 808, 810

See application file for complete search history.

(56) **References Cited**

U.S. PATENT DOCUMENTS

715,379	A *	12/1902	Herd	40/540
764,207	A *	7/1904	Robinson	40/538
848,938	A *	4/1907	Tyndall	40/540
3,340,133	A *	9/1967	Krekovich	428/9
5,091,833	A *	2/1992	Paniaguas et al.	362/191
5,274,537	A *	12/1993	Altman	362/353
D345,621	S *	3/1994	McLaughlin, II	D26/127
5,597,230	A *	1/1997	Newman	362/154
D391,154	S *	2/1998	Kramer	D3/271.3
5,811,160	A *	9/1998	Chapman	428/17
5,911,501	A *	6/1999	Katz	362/267
5,918,964	A *	7/1999	Bou	362/186

D413,833	S *	9/1999	Hollinger	D11/125
D418,935	S *	1/2000	Gilbert et al.	D26/68
D420,866	S *	2/2000	VanHalteren et al.	D7/675
D430,319	S *	8/2000	Harris	D26/26
6,309,092	B1 *	10/2001	Bardeen et al.	362/392
6,629,770	B2 *	10/2003	Blatherwick	362/363
D482,467	S *	11/2003	Yuen	D26/26
6,902,297	B1 *	6/2005	Fung	362/255
D534,664	S *	1/2007	Geens	D26/2
D539,443	S *	3/2007	Kwong et al.	D26/2
D559,727	S *	1/2008	Garrison	D11/121
D574,291	S *	8/2008	Liuzzi et al.	D11/125
D593,222	S *	5/2009	To et al.	D26/2
2003/0156415	A1 *	8/2003	Blatherwick	362/293

* cited by examiner

Primary Examiner—Stella M Reid

Assistant Examiner—Elizabeth J Oswecki

(74) *Attorney, Agent, or Firm*—Paul R. Martin

(57) **CLAIM**

We claim the ornamental design for a solar decoration, as shown and described.

DESCRIPTION

FIG. 1 is an exploded perspective view of a solar decoration showing our new design;


FIG. 2 is a front elevational view thereof; and,

FIG. 3 is rear elevational view thereof.

The portion of the solar decoration shown in broken lines in FIG. 1 forms no part of the claimed design.

All sides not shown form no part of the claimed design.

1 Claim, 2 Drawing Sheets






FIG. 1

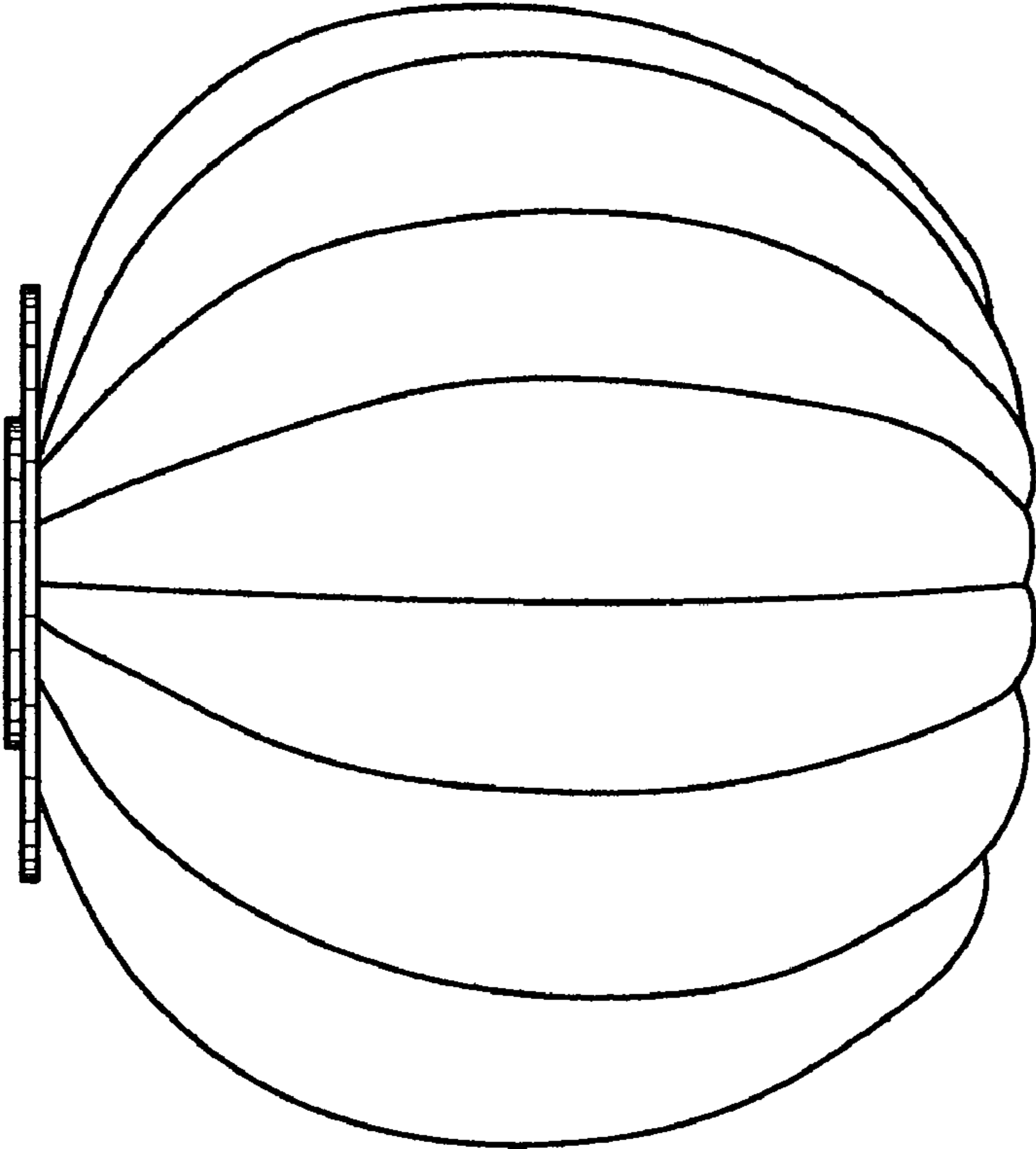


FIG. 3

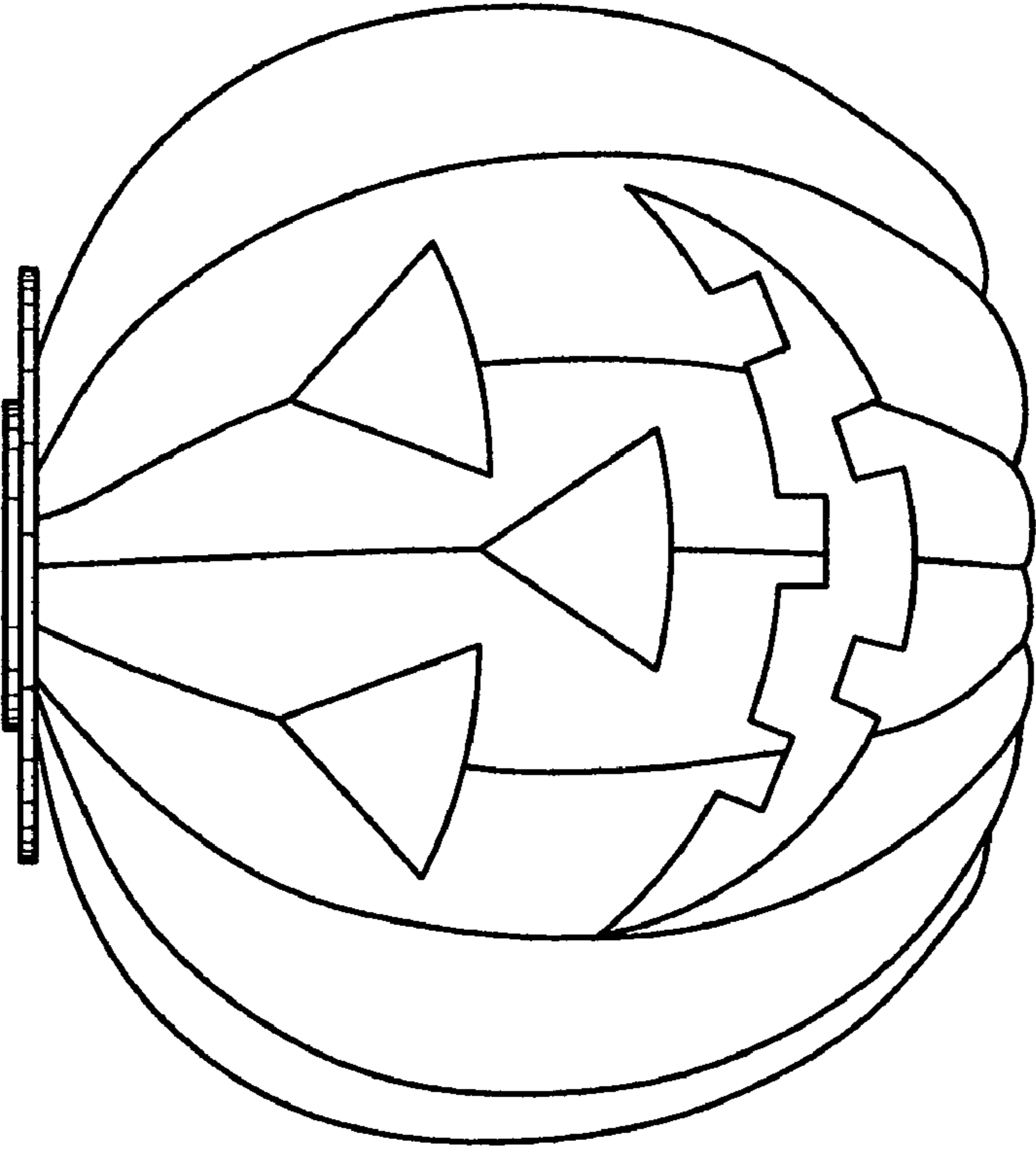


FIG. 2