



US00D623554S

(12) **United States Design Patent**  
**Macken et al.**

(10) **Patent No.:** **US D623,554 S**

(45) **Date of Patent:** **\*\* Sep. 14, 2010**

(54) **ALPHABETICAL MOUNT FOR A HOLIDAY ORNAMENTAL DISPLAY**

(76) Inventors: **Vicki Macken**, 13984 Wellington Dr., Eden Prairie, MN (US) 55437; **Kevin Macken**, 13984 Wellington Dr., Eden Prairie, MN (US) 55437

(\*\*) Term: **14 Years**

(21) Appl. No.: **29/308,217**

(22) Filed: **Jun. 4, 2008**

(51) **LOC (9) Cl.** ..... **11-05**

(52) **U.S. Cl.** ..... **D11/125; D18/27**

(58) **Field of Classification Search** ..... D11/117, D11/118, 119, 120, 121, 124, 125, 127, 128, D11/130, 131, 132, 133, 134, 157, 158; D18/24-33; 428/7-11

See application file for complete search history.

(56) **References Cited**

**U.S. PATENT DOCUMENTS**

D58,256 S *	6/1921	Pyper	.....	D18/24
D97,126 S *	10/1935	Finaly	.....	D2/503
D175,915 S *	10/1955	Schorr	.....	D18/24
D197,272 S *	1/1964	Merrels	.....	D25/7
D197,747 S *	3/1964	Katz	.....	D18/24
3,262,225 A *	7/1966	Offenhauer	.....	40/618
D213,413 S *	2/1969	Marcin	.....	D18/24
D255,693 S *	7/1980	Bombarger, Jr.	.....	D18/27

D263,172 S *	2/1982	Payne	.....	D24/102
D287,979 S *	1/1987	Tragesser	.....	D18/24
D319,197 S *	8/1991	DuMond, Jr.	.....	D10/46.1
D330,129 S *	10/1992	Kelly	.....	D6/450
D376,465 S *	12/1996	Haro et al.	.....	D1/114
D431,045 S *	9/2000	Lehmann	.....	D18/26
D474,229 S *	5/2003	Blanco et al.	.....	D18/24
D513,278 S *	12/2005	Donahue	.....	D18/24
D562,845 S *	2/2008	Armstrong et al.	.....	D14/490

\* cited by examiner

*Primary Examiner*—Stella M Reid

*Assistant Examiner*—Elizabeth J Oswecki

(74) *Attorney, Agent, or Firm*—Thomas B. Tate

(57) **CLAIM**

The ornamental design for an alphabetical mount for a holiday ornamental display, as shown and described.

**DESCRIPTION**

FIG. 1 is a front perspective view of an alphabetical mount for a holiday ornamental display, showing our new design.

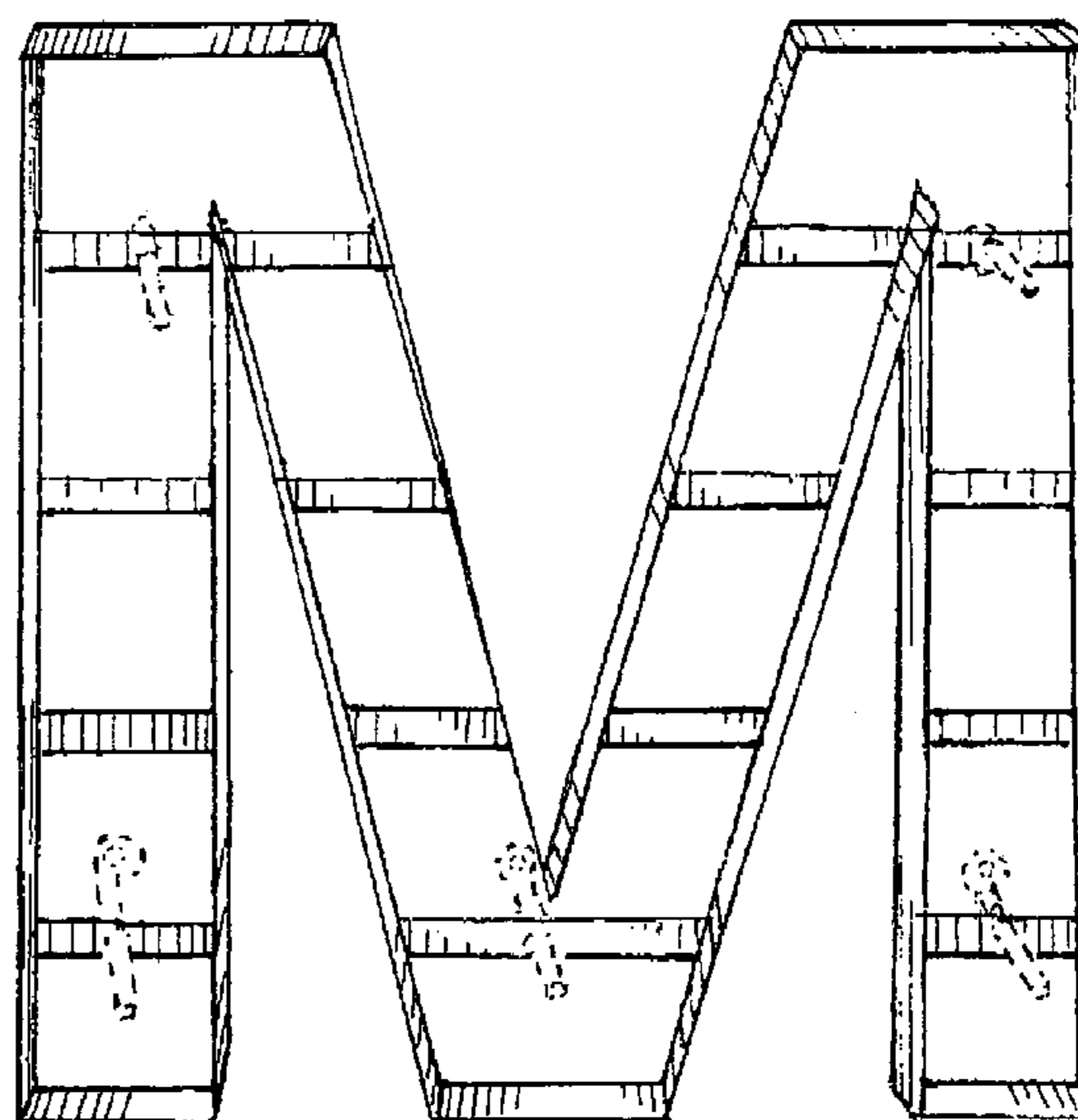
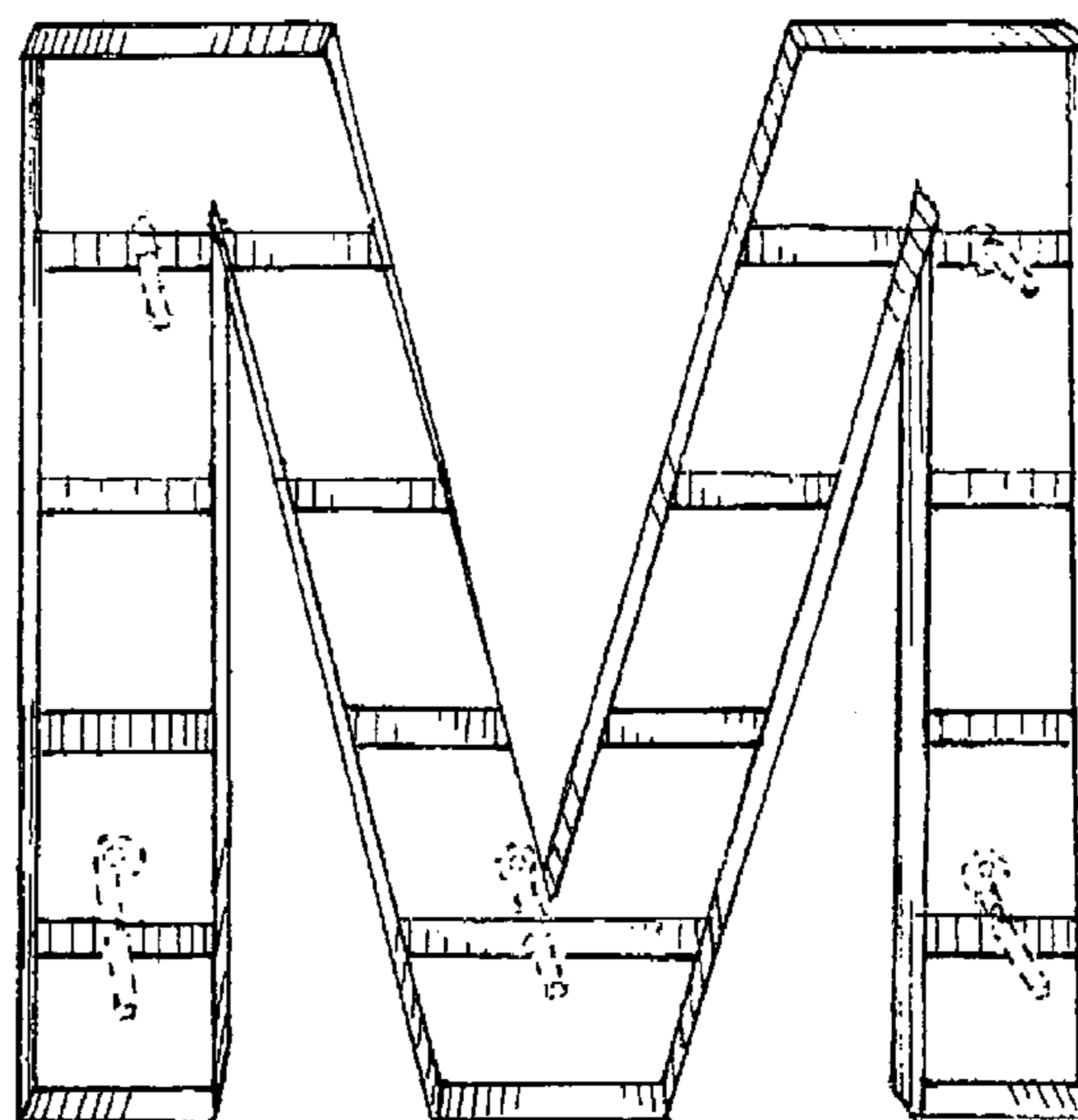
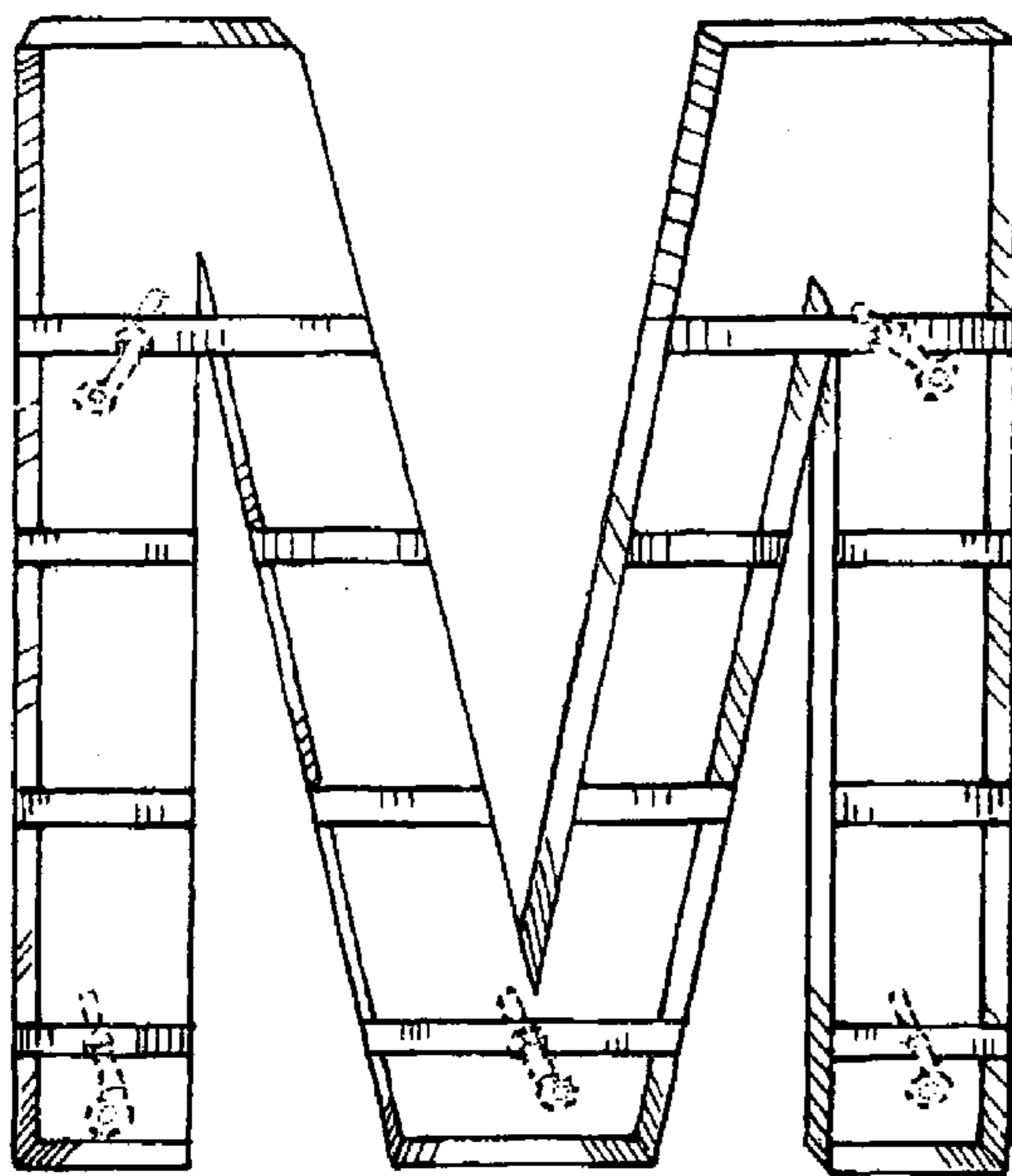
FIG. 2 is a back perspective view thereof; and,

FIG. 3 is a right side view, the left side view being a mirror image thereof.

The bottom is flat and unornamented.

The portions of the mount shown in broken lines form no part of the claimed design.

**1 Claim, 3 Drawing Sheets**



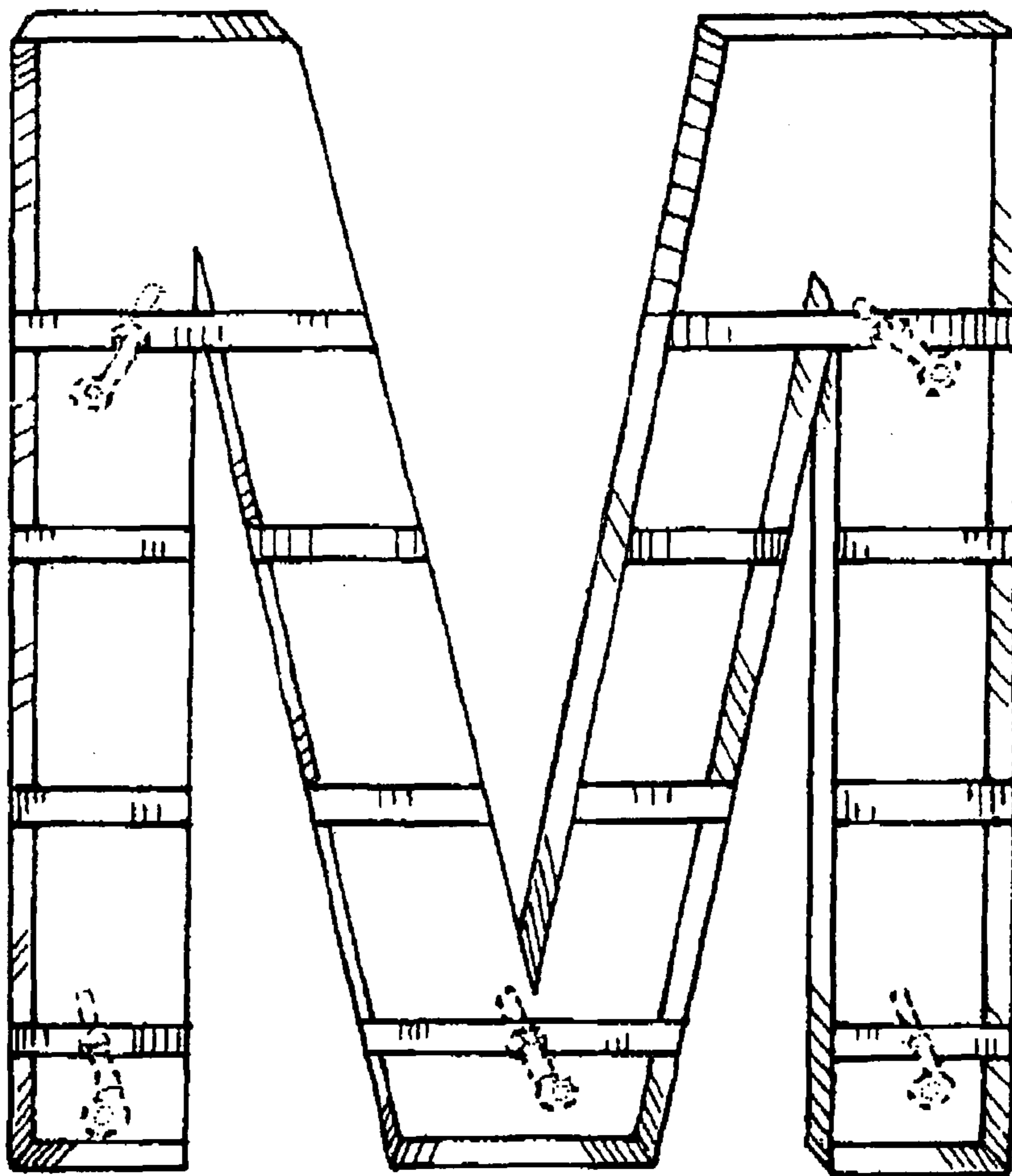


FIG. 1

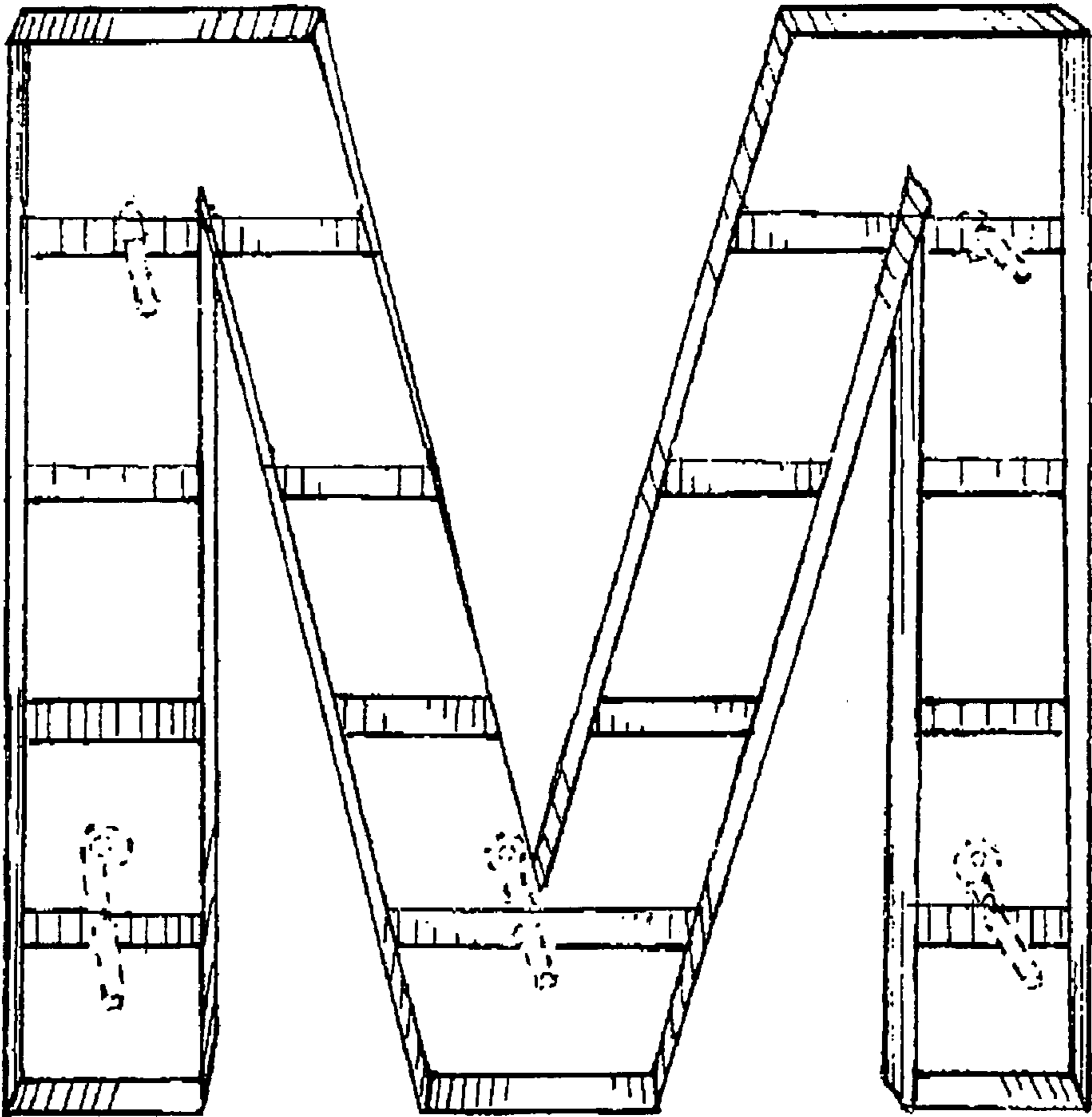


FIG. 2




FIG. 3