



US00D623538S

(12) **United States Design Patent**
Kesselman

(10) **Patent No.:** **US D623,538 S**

(45) **Date of Patent:** **** Sep. 14, 2010**

(54) **PACKAGING FOR ROLLING PAPERS FOR SMOKING ARTICLES**

DE 29502062 U1 6/1996
WO WO-2004/056661 A2 7/2004

(75) Inventor: **Joshua D. Kesselman**, Vancouver (CA)

OTHER PUBLICATIONS

(73) Assignee: **BBK Tobacco & Foods, LLP**, Phoenix, AZ (US)

European Search Report dated Dec. 17, 2009, EP App. No. 09168276.5.

Office Action dated Jan. 26, 2010 for co-pending U.S. Appl. No. 11/763,865.

(**) Term: **14 Years**

Primary Examiner—Caron Veynar

Assistant Examiner—Abraham Bahta

(21) Appl. No.: **29/361,119**

(74) *Attorney, Agent, or Firm*—Gardere Wynne Sewell LLP; Chris P. Perque; Teresa J. Lechner-Fish

(22) Filed: **May 5, 2010**

Related U.S. Application Data

(57) **CLAIM**

(63) Continuation of application No. 29/335,083, filed on Apr. 8, 2009, now abandoned.

The ornamental design for packaging for rolling papers for smoking articles, as shown and described.

(51) **LOC (9) Cl.** **09-05**

(52) **U.S. Cl.** **D9/711**

(58) **Field of Classification Search** D9/430-433, D9/414, 423, 711, 713; 206/248, 259, 242, 206/236-237, 245-246, 256-275; 229/160.01, 229/108, 87.13; 220/527-528; D27/186-191, D27/175, 176, 100-101, 185; 131/364-365
See application file for complete search history.

DESCRIPTION

FIG. 1 is a top side perspective view of the packaging for rolling papers for smoking articles showing my new design; FIG. 2 is a side perspective view from the bottom side thereof; FIG. 3 is a left side view thereof; FIG. 4 is a right side view thereof; FIG. 5 is a front elevation view thereof; FIG. 6 is a rear elevation view thereof; FIG. 7 is a top view thereof; FIG. 8 is a bottom view thereof; FIG. 9 is a flat, unfolded side view thereof; FIG. 10 is a top view representing an exemplary rolling paper thereof; and, FIG. 11 is a straight, folded top view representing an exemplary rolling paper thereof.

(56) **References Cited**

U.S. PATENT DOCUMENTS

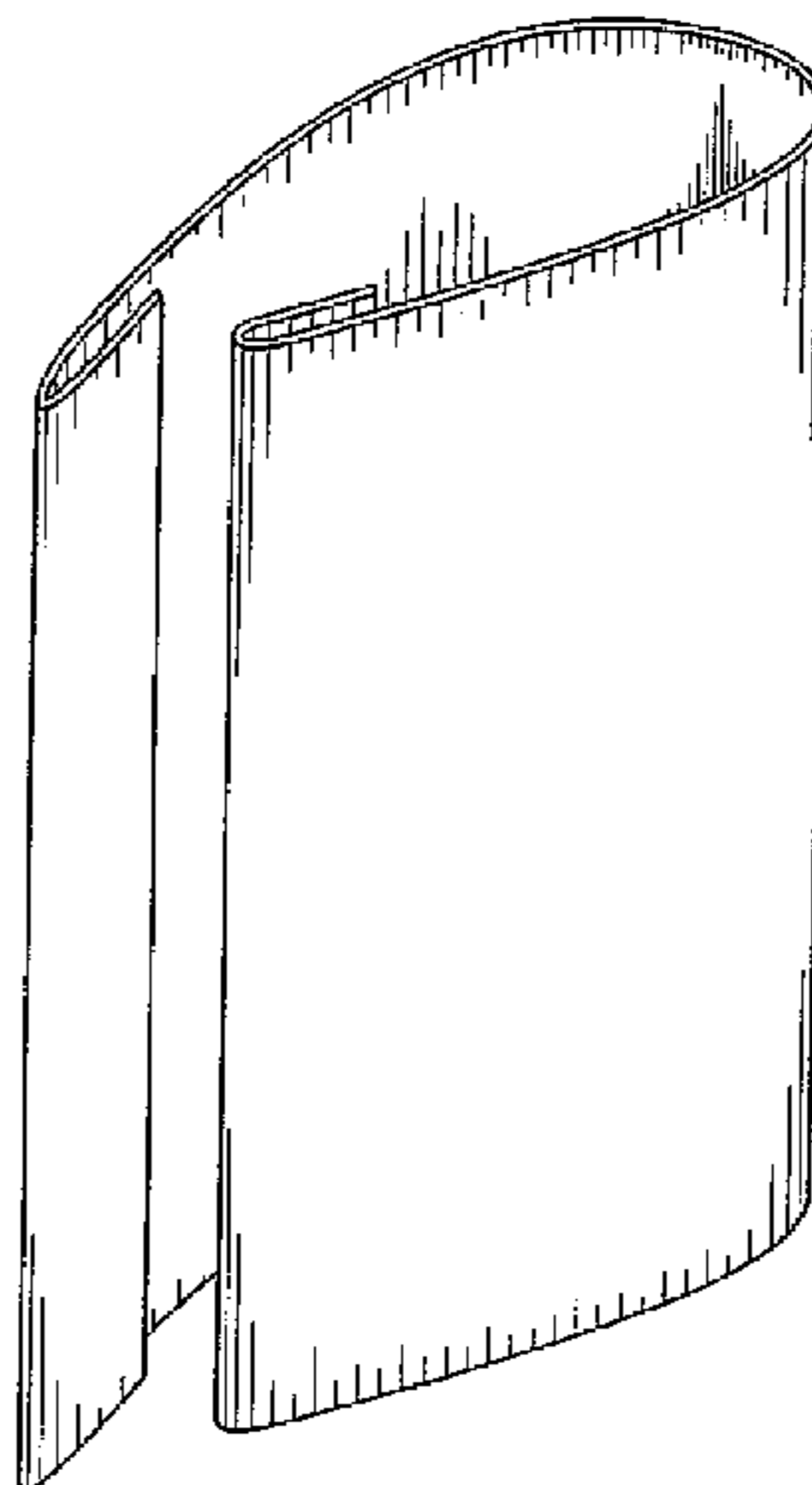
- D243,350 S * 2/1977 Shibata D27/175
- D277,034 S * 1/1985 Ramsdell D27/187
- D279,507 S * 7/1985 Schechter et al. D27/189
- D296,938 S * 7/1988 Ameringen D9/423
- 5,697,127 A 12/1997 Tyler
- 5,873,166 A 2/1999 Page
- 5,970,777 A 10/1999 Hunt et al.
- D432,263 S * 10/2000 Issa D27/191
- D438,105 S * 2/2001 Conner et al. D9/430
- 6,446,793 B1 * 9/2002 Layshock 206/86

(Continued)

FOREIGN PATENT DOCUMENTS

DE 9414404 2/1995

1 Claim, 7 Drawing Sheets



US D623,538 S

Page 2

U.S. PATENT DOCUMENTS					
		7,455,176	B2 *	11/2008	Focke et al. 206/268
D499,019	S *	11/2004	Sagmeister et al.	D9/418	
7,048,115	B2 *	5/2006	Stringfield	206/268	
D541,471	S *	4/2007	Mitten et al.	D27/189	* cited by examiner




FIG. 1




FIG. 2




FIG. 3




FIG. 4




FIG. 5




FIG. 6

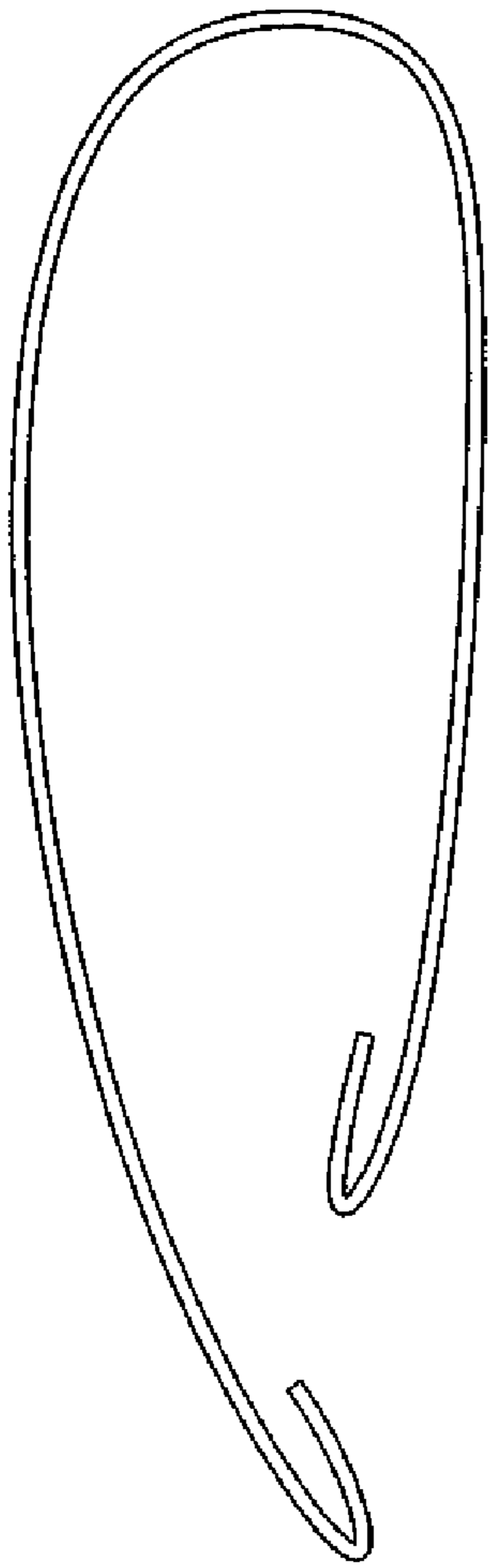


FIG. 7

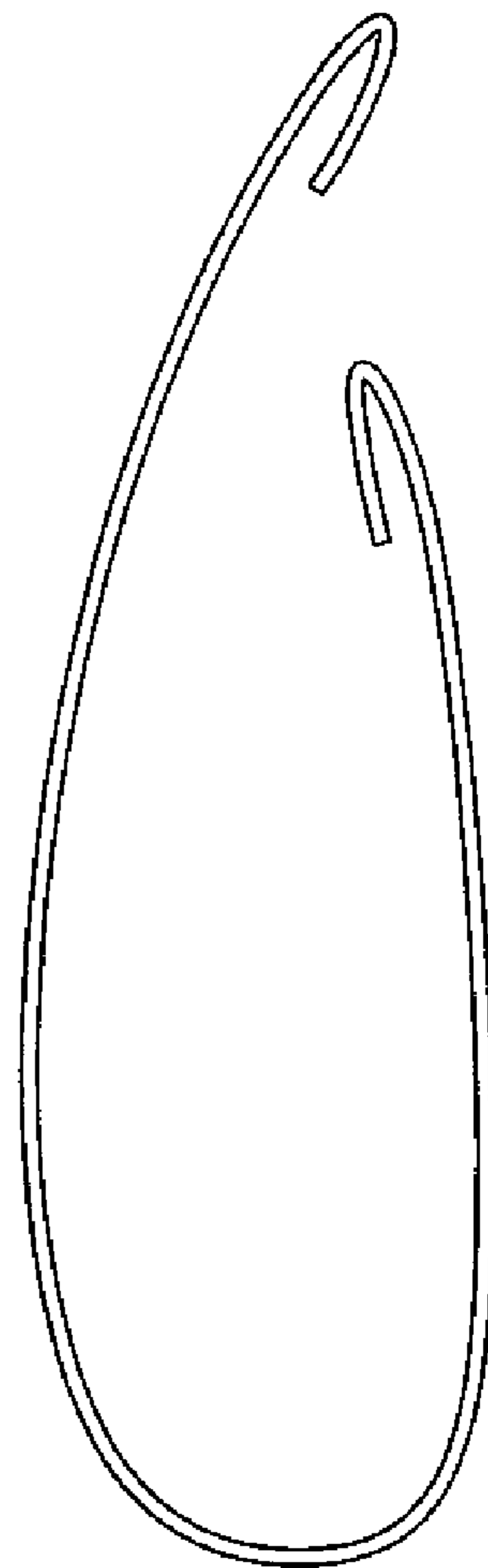


FIG. 8




FIG. 9

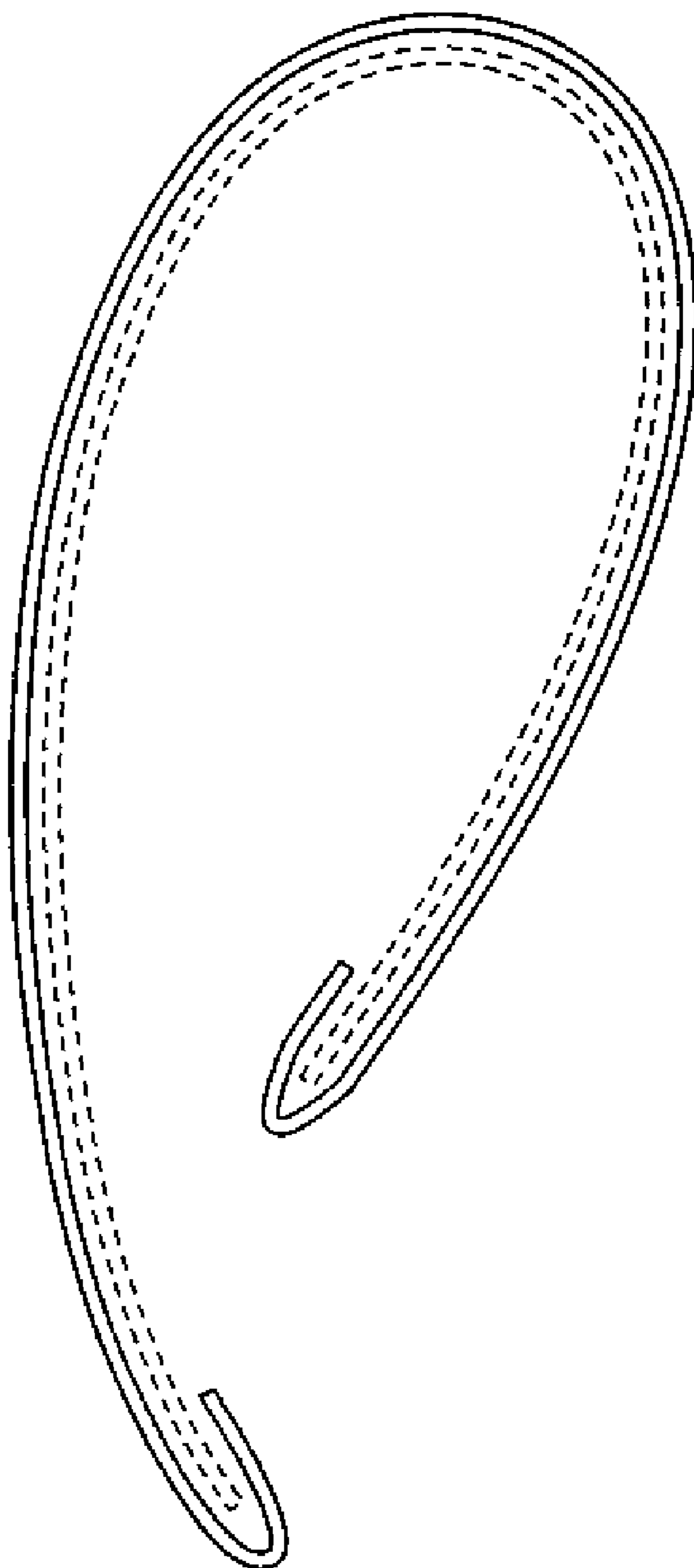


FIG. 10

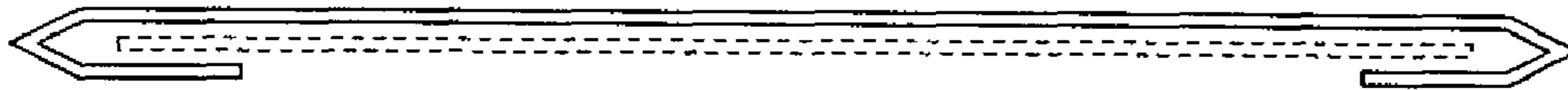


FIG. 11