



US00D623522S

(12) **United States Design Patent**  
**Toh et al.**

(10) **Patent No.:** **US D623,522 S**

(45) **Date of Patent:** **\*\* \*Sep. 14, 2010**

(54) **CONTAINER**

(75) Inventors: **Kiat Cheong Toh**, Forest Hills, NY (US); **John Lamb**, Pewsey (GB); **Will Maskell**, Marlborough (GB); **Alan Whiting**, Penrith (GB); **Tom Walton**, Marlborough (GB); **Corinne Elstow**, Marlborough (GB)

(73) Assignee: **Colgate-Palmolive Company**, New York, NY (US)

(\*\*) Term: **14 Years**

(21) Appl. No.: **29/339,415**

(22) Filed: **Jun. 30, 2009**

(51) **LOC (9) Cl.** ..... **09-01**

(52) **U.S. Cl.** ..... **D9/516; D9/522; D9/543**

(58) **Field of Classification Search** ..... D9/434,  
D9/516, 520, 522, 523, 526, 530, 543, 544,  
D9/545, 549, 550, 551, 552, 563, 564, 565,  
D9/571, 575; 215/381-385

See application file for complete search history.

(56) **References Cited**

U.S. PATENT DOCUMENTS

D054,684 S	3/1920	Rudd
D071,162 S	9/1926	Smith
D087,142 S	6/1932	Barbiers
D95,888 S	6/1935	Adams
D111,169 S	9/1938	Bicks
D136,219 S	8/1943	Breeden
D139,433 S	11/1944	Buckingham
D143,656 S	1/1946	Graham
D152,296 S	1/1949	Smith
D190,528 S	6/1961	Barndeis
D198,405 S	6/1964	Recknagel
D199,763 S	12/1964	Roberts
D199,815 S	12/1964	Price et al.
D199,868 S	12/1964	Price et al.
D200,809 S	4/1965	Platte
D204,823 S	5/1966	McLean

D217,333 S	4/1970	Weckman
D219,954 S	2/1971	Koenigsberg
D220,865 S	6/1971	Weckman
D228,281 S	9/1973	Hoffman
D236,687 S	9/1975	Noyes
D240,594 S	7/1976	Koenigsberg
D263,931 S	4/1982	de Nola
D283,981 S	5/1986	Culbreath
D284,549 S	7/1986	Vaussanvin
D293,551 S	1/1988	Britt
D315,501 S	3/1991	Durand
D329,326 S	9/1992	Sheehy et al.
D357,188 S	4/1995	Stockwell et al.
D367,231 S	2/1996	Millar et al.

(Continued)

*Primary Examiner*—Stella M Reid

*Assistant Examiner*—Elizabeth J Oswecki

(74) *Attorney, Agent, or Firm*—Amy M. Fernandez

(57) **CLAIM**

The ornamental design for a container, as shown and described.

**DESCRIPTION**

FIG. 1 is a front, right, perspective view of a container showing our new design.

FIG. 2 is a front, left, perspective view thereof.

FIG. 3 is a front view thereof.

FIG. 4 is a rear view thereof.

FIG. 5 is a left-side view thereof.

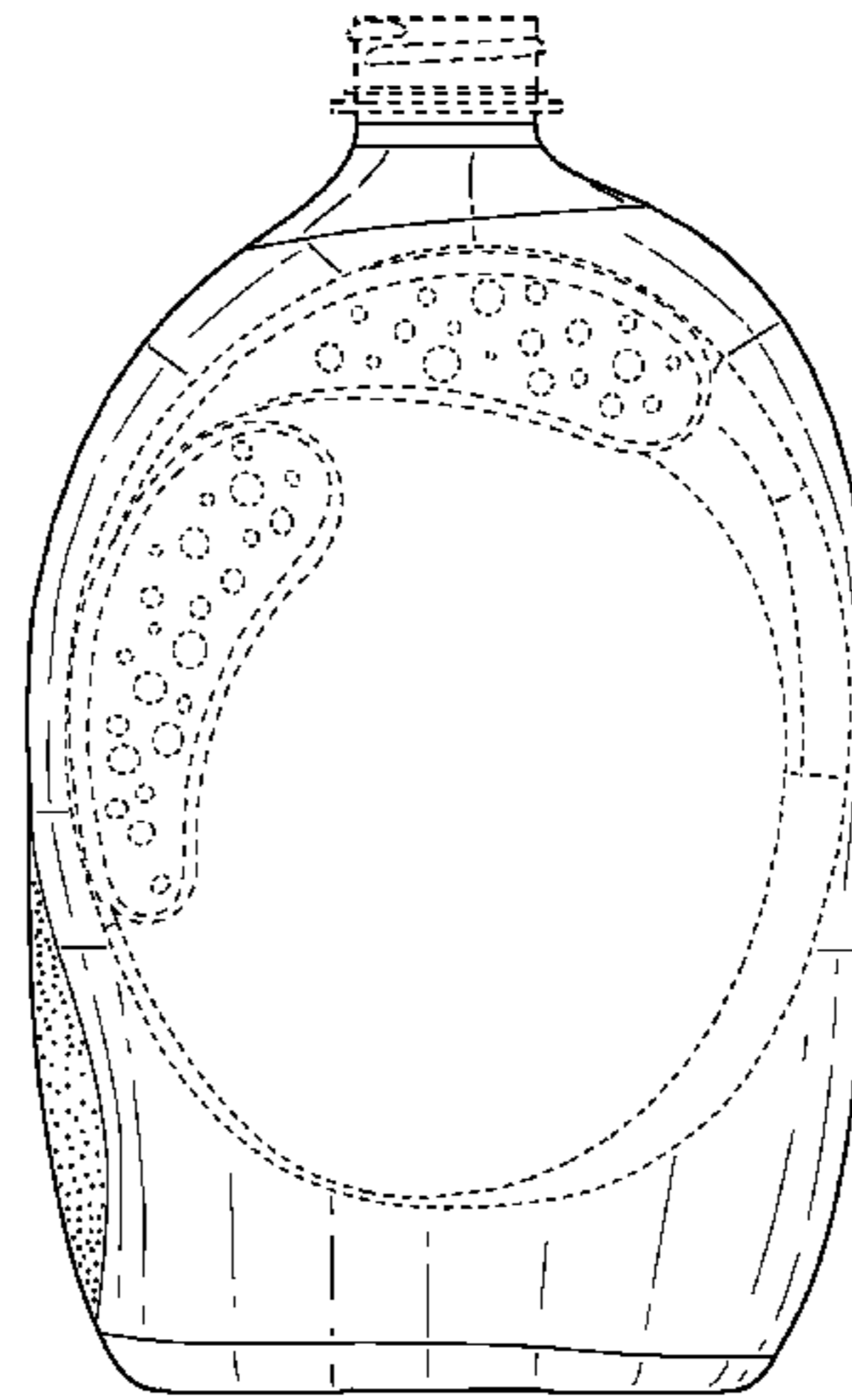
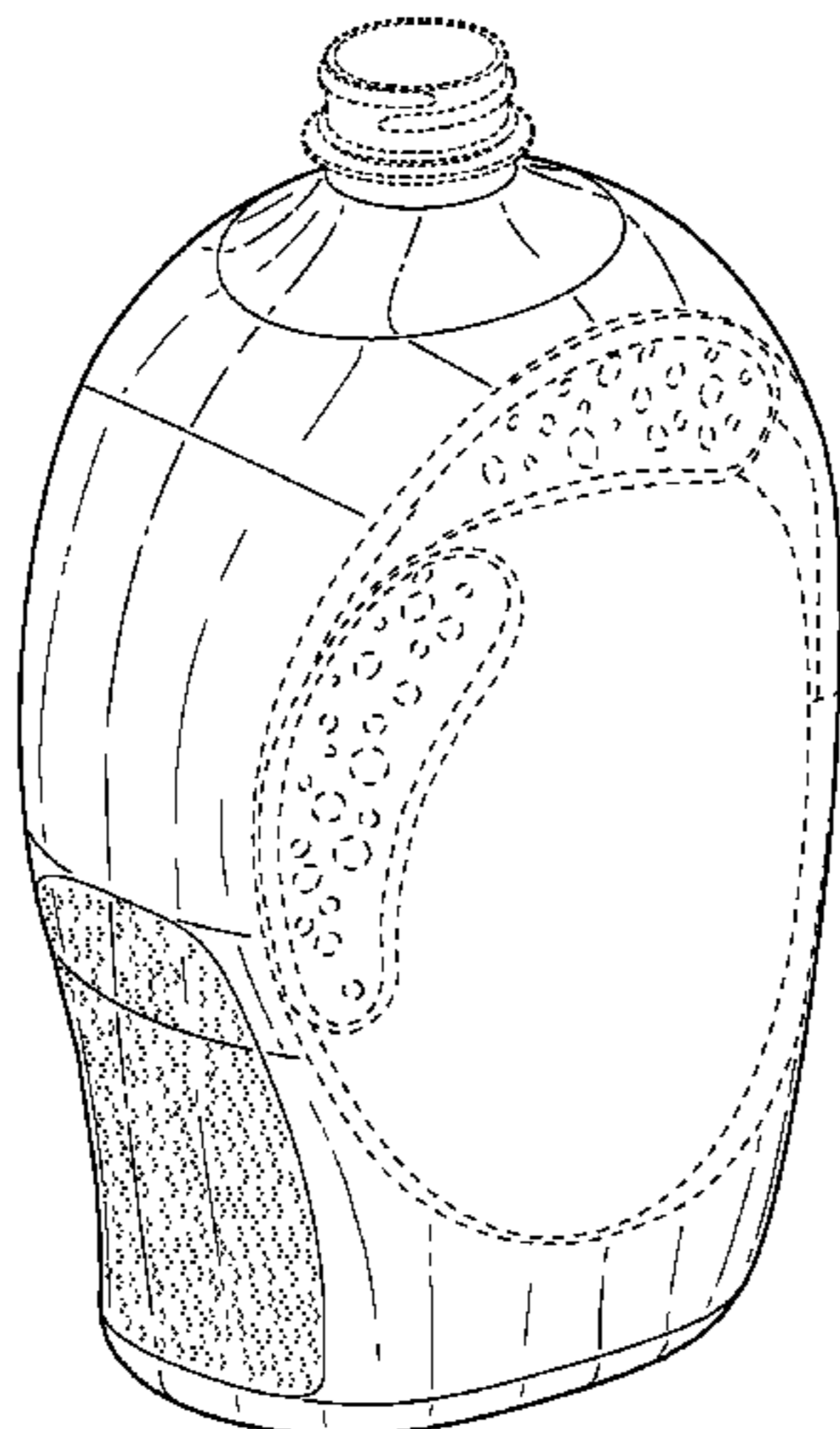
FIG. 6 is a right-side view thereof.

FIG. 7 is a top view thereof; and,

FIG. 8 is a bottom view thereof.

The stippling in the figures represents a difference in appearance by texture and/or material. The broken lines showing a pout spout, label panel with helical design, and bottom portion of a container are for illustration only and form no part of the claimed design.

**1 Claim, 7 Drawing Sheets**



# US D623,522 S

Page 2

## U.S. PATENT DOCUMENTS

D376,310 S	12/1996	Crawford	D545,202 S	6/2007	Bates et al.	
D396,412 S	7/1998	Murphy	D550,095 S	9/2007	De Oliveira Neto	
D408,742 S	4/1999	Goettner	D555,003 S	11/2007	Perry et al.	
D425,430 S	5/2000	Gerhart et al.	D559,116 S	1/2008	Bates et al.	
D430,801 S	9/2000	Harrity et al.	D562,141 S	2/2008	Bates et al.	
D432,920 S	10/2000	Johnson et al.	D564,882 S *	3/2008	Crawford et al. ....	D9/516
D449,002 S	10/2001	Valente	D564,891 S	3/2008	Clark et al.	
D449,538 S	10/2001	Burleson et al.	D567,107 S *	4/2008	Crawford et al. ....	D9/682
D454,072 S	3/2002	Harrity et al.	D570,218 S	6/2008	Crawford et al.	
D460,348 S	7/2002	Crawford et al.	D574,245 S *	8/2008	Crawford et al. ....	D9/516
D460,686 S	7/2002	Crawford et al.	D575,642 S *	8/2008	Abadinsky .....	D9/522
D480,008 S	9/2003	Maus	D576,492 S *	9/2008	Crawford et al. ....	D9/516
D486,066 S	2/2004	Hannen et al.	D580,268 S	11/2008	Roman et al.	
D507,970 S	8/2005	Bonaldes et al.	D587,590 S *	3/2009	Crawford et al. ....	D9/563
D513,189 S	12/2005	Busa, Jr. et al.	D587,591 S *	3/2009	Crawford .....	D9/563
D514,948 S	2/2006	Busa, Jr. et al.	D587,592 S *	3/2009	Crawford .....	D9/563
D517,416 S	3/2006	Borgerson et al.	D587,593 S *	3/2009	Crawford .....	D9/563
D517,922 S	3/2006	Mulder et al.	D587,594 S *	3/2009	Crawford .....	D9/563
D540,172 S	4/2007	Haller et al.	D588,926 S *	3/2009	Crawford .....	D9/563
D540,680 S	4/2007	Perry et al.	D589,357 S *	3/2009	Crawford .....	D9/563
D542,663 S	5/2007	Dziersk et al.	D589,358 S *	3/2009	Crawford .....	D9/563

\* cited by examiner

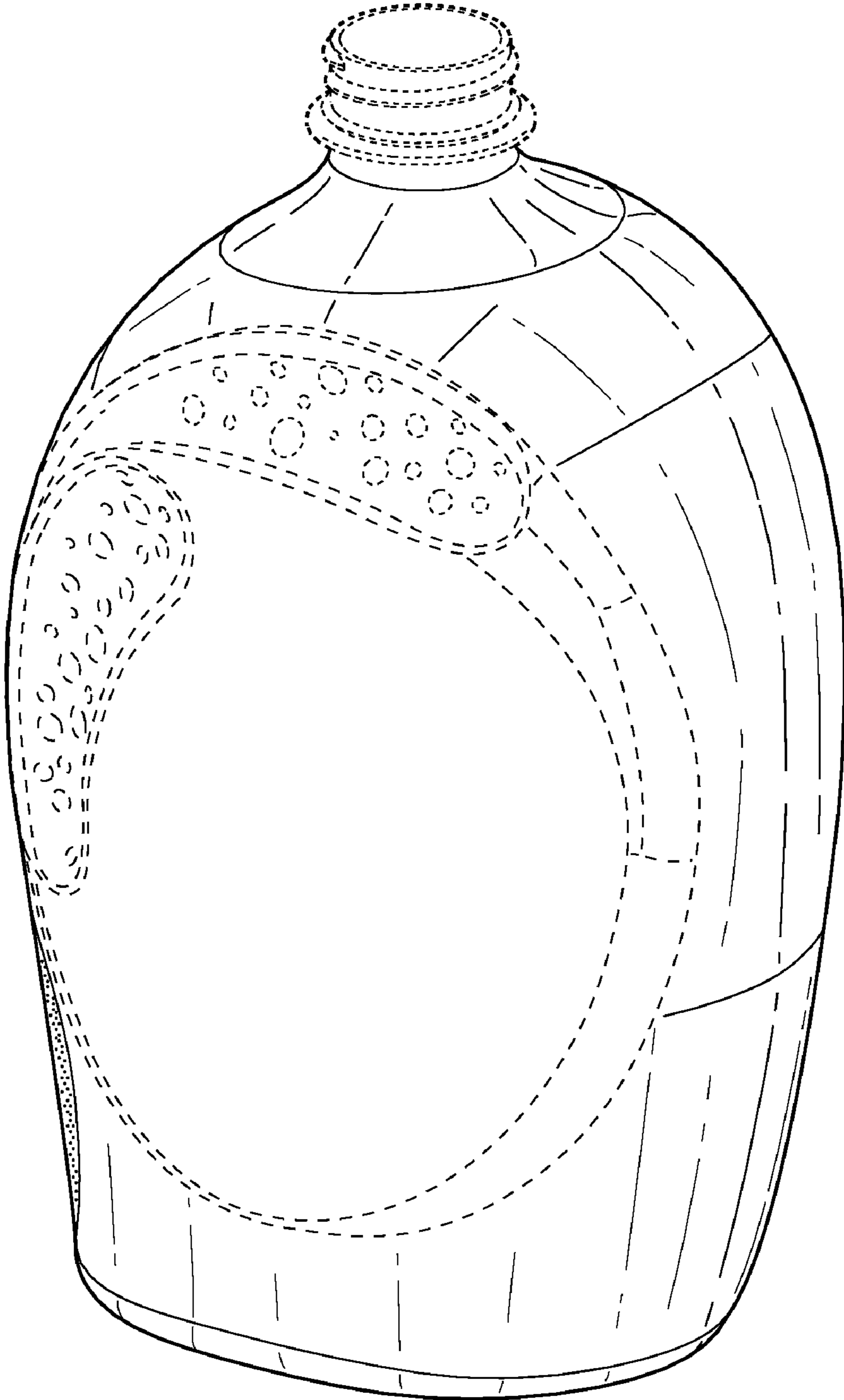


FIG. 1

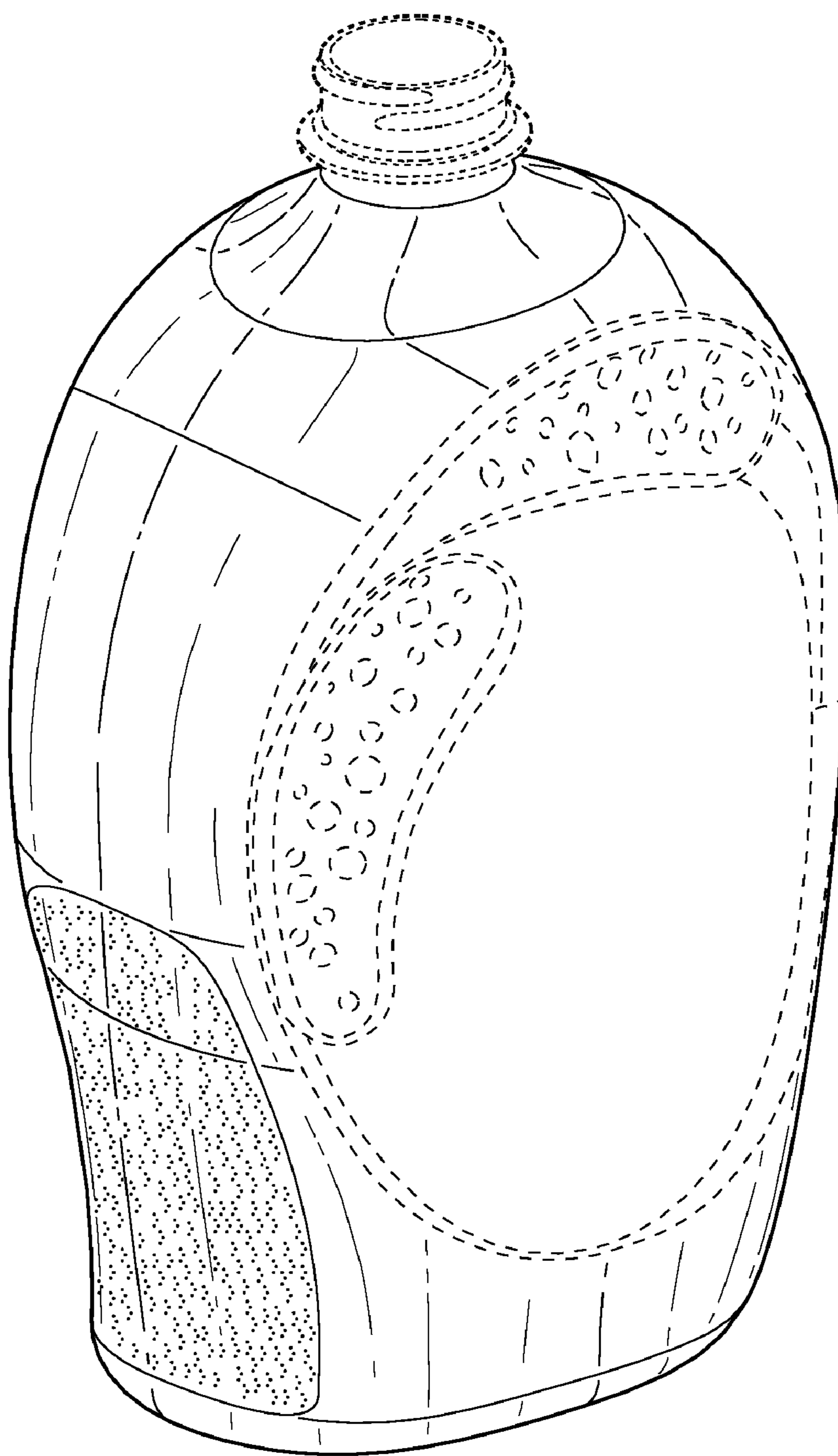


FIG. 2



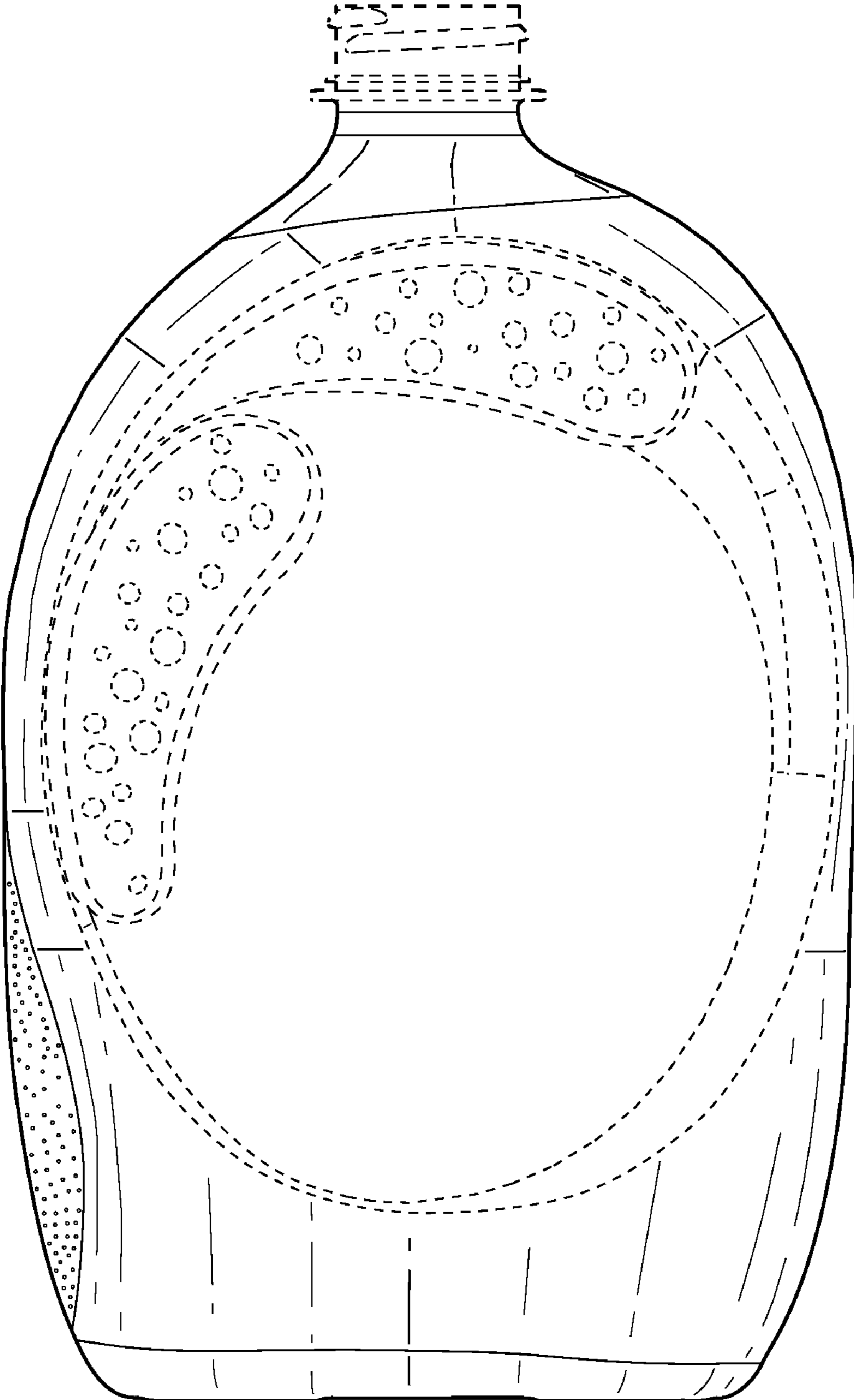


FIG. 3

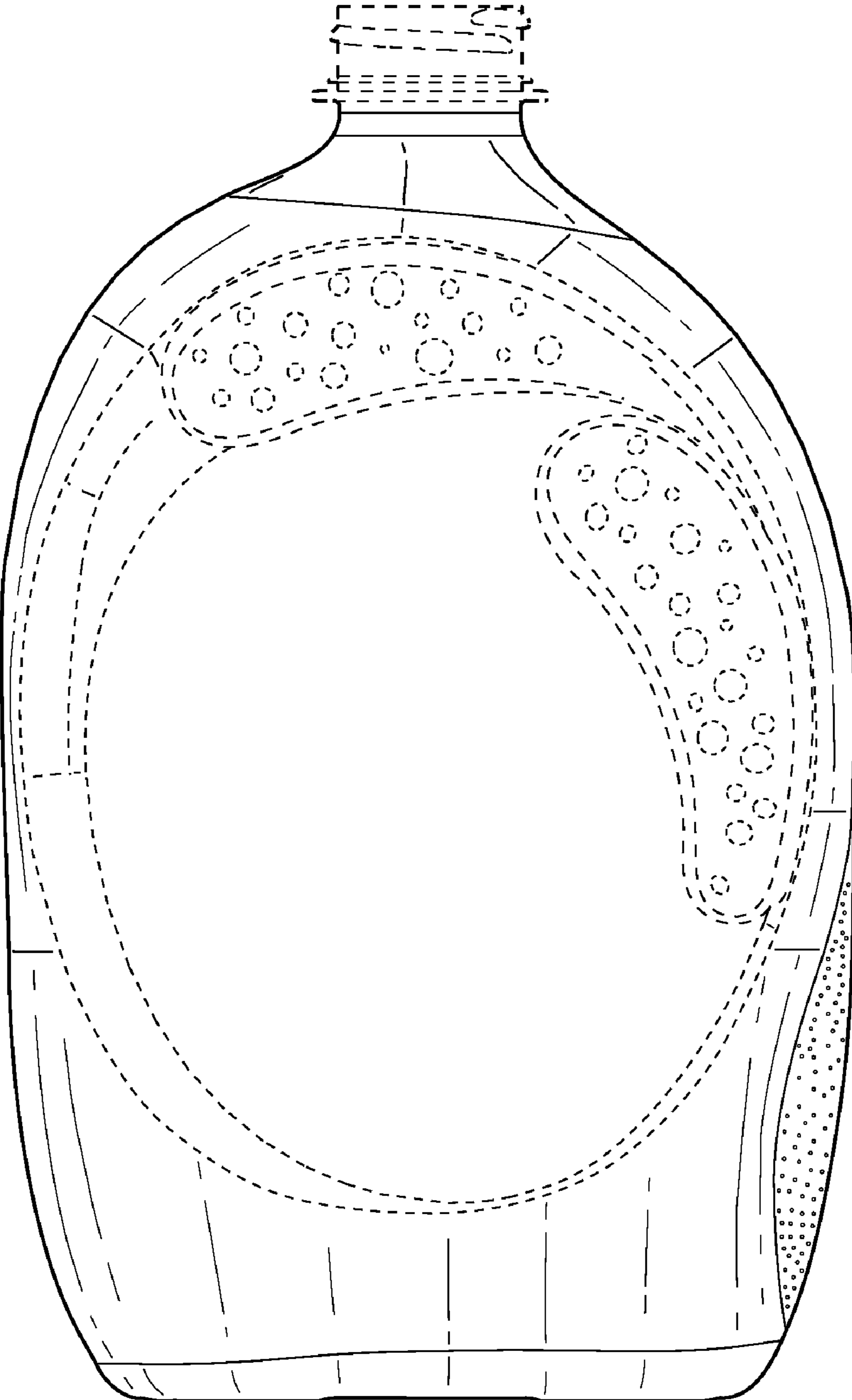


FIG. 4

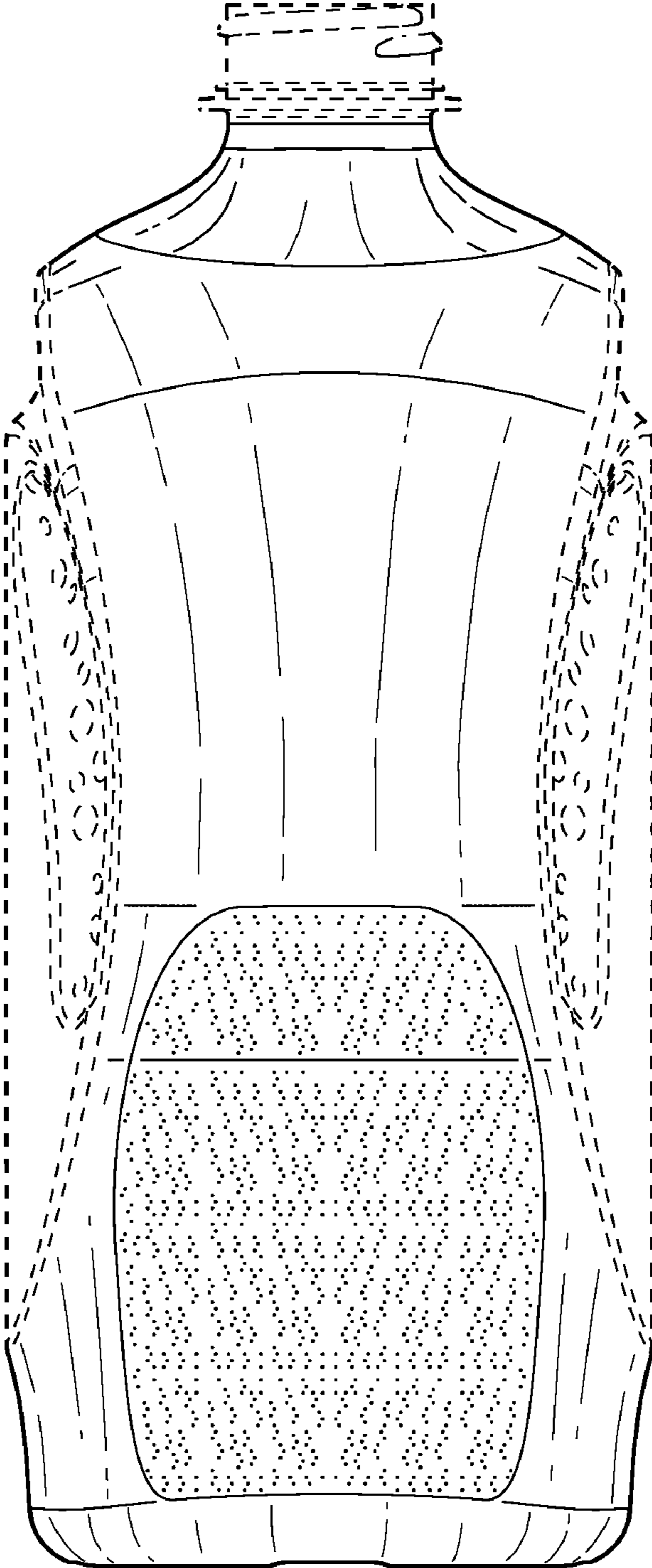


FIG. 5

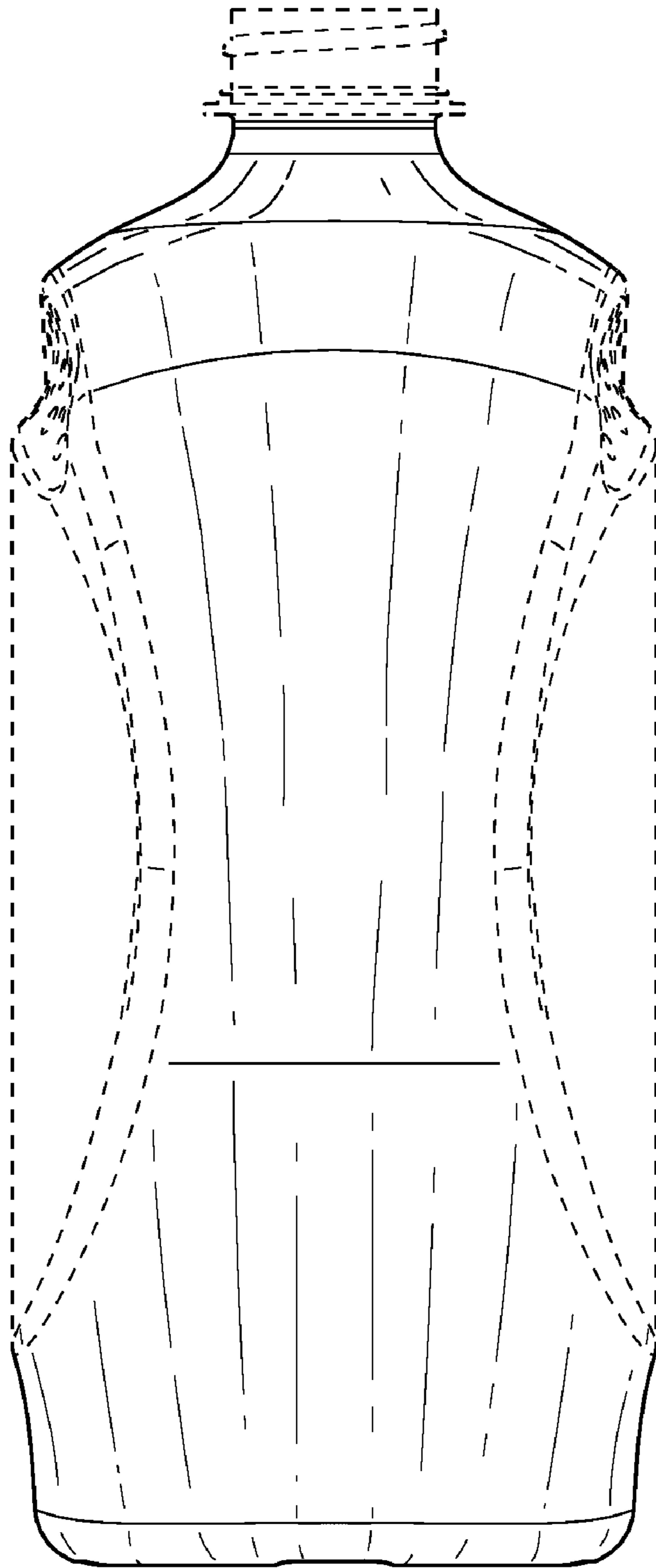


FIG. 6



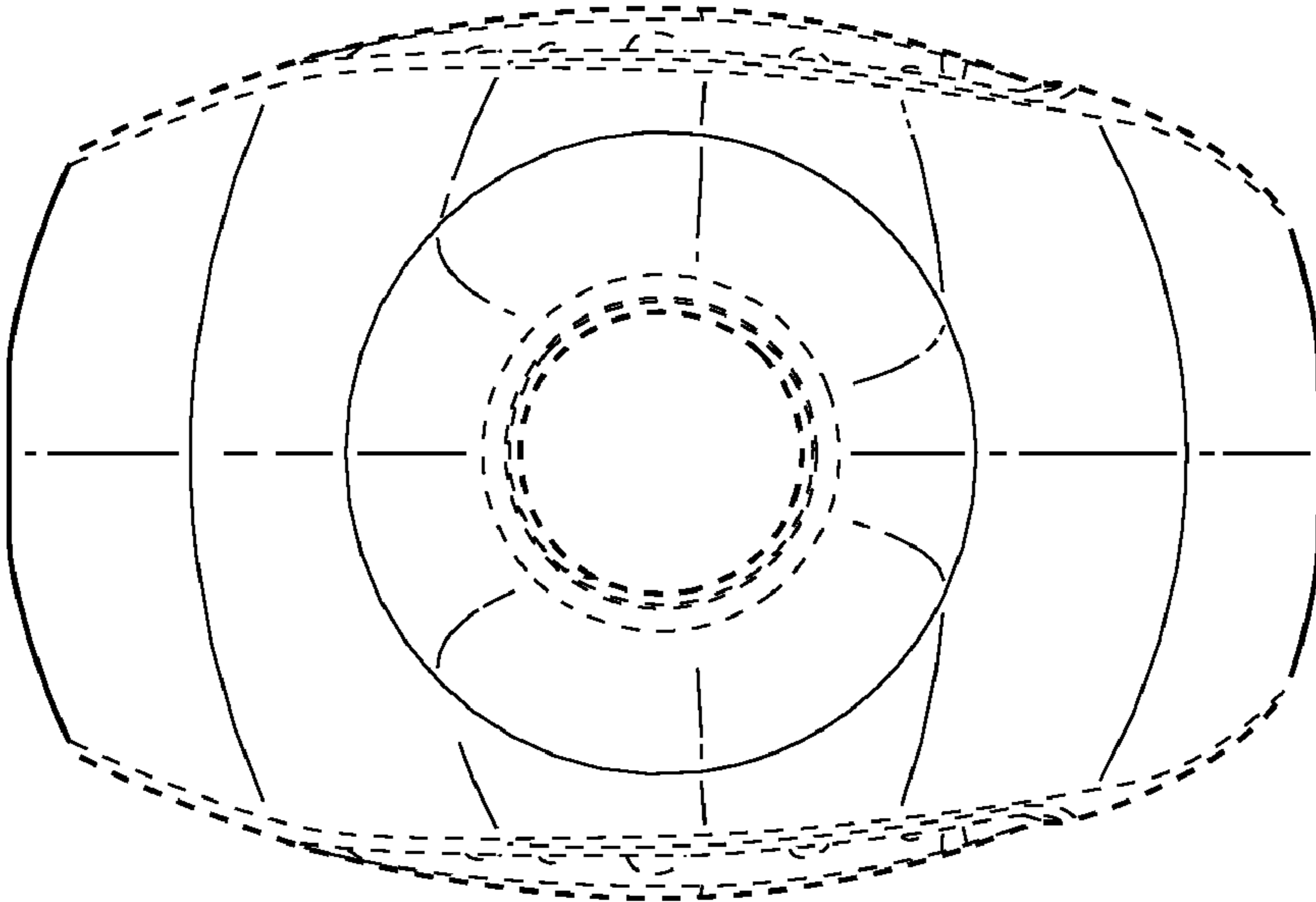


FIG. 7

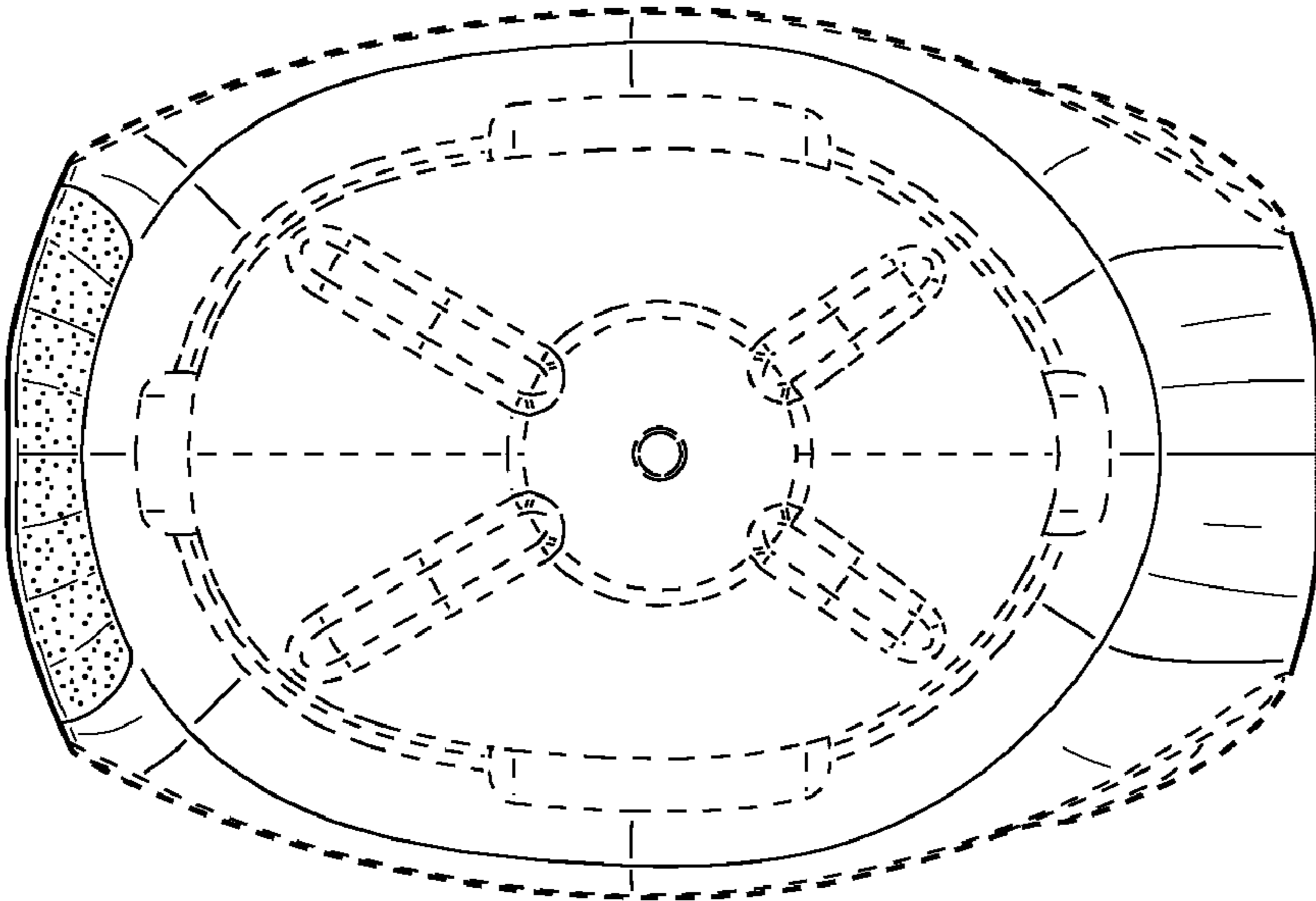


FIG. 8