



US00D623516S

(12) **United States Design Patent**  
**Sayers**

(10) **Patent No.:** **US D623,516 S**

(45) **Date of Patent:** **\*\* Sep. 14, 2010**

(54) **LIQUID PUMP**

D515,420 S \* 2/2006 Gardet ..... D9/448  
D515,421 S \* 2/2006 Rossignol ..... D9/448  
D516,909 S \* 3/2006 Bloc ..... D9/434

(75) Inventor: **Richard C. Sayers**, Akron, OH (US)

(73) Assignee: **GOJO Industries, Inc.**, Akron, OH (US)

(\*\*) Term: **14 Years**

(21) Appl. No.: **29/335,996**

(22) Filed: **Apr. 27, 2009**

(51) **LOC (9) Cl.** ..... **09-07**

(52) **U.S. Cl.** ..... **D9/448; D9/434; D9/454**

(58) **Field of Classification Search** ..... D9/456,  
D9/455, 448, 447, 445, 438, 434, 763, 772;  
D7/605, 387, 213; D3/211, 207; D23/226;  
40/307; 239/333, 331; 222/635, 631, 566,  
222/321.9, 321.8, 321.7, 320, 251; 220/915,  
220/269, 268, 258.5

See application file for complete search history.

(56) **References Cited**

**U.S. PATENT DOCUMENTS**

D201,472 S \* 6/1965 Long ..... D9/448  
D511,095 S \* 11/2005 Auer ..... D9/448

\* cited by examiner

*Primary Examiner*—Susan Bennett Hattan

(74) *Attorney, Agent, or Firm*—Renner, Kenner, Greive,  
Bobak, Taylor & Weber

(57) **CLAIM**

I claim the ornamental design for a liquid pump, as shown and described.

**DESCRIPTION**

FIG. 1 is a front elevational view of a liquid pump showing the new design;

FIG. 2 is a side elevational view thereof;

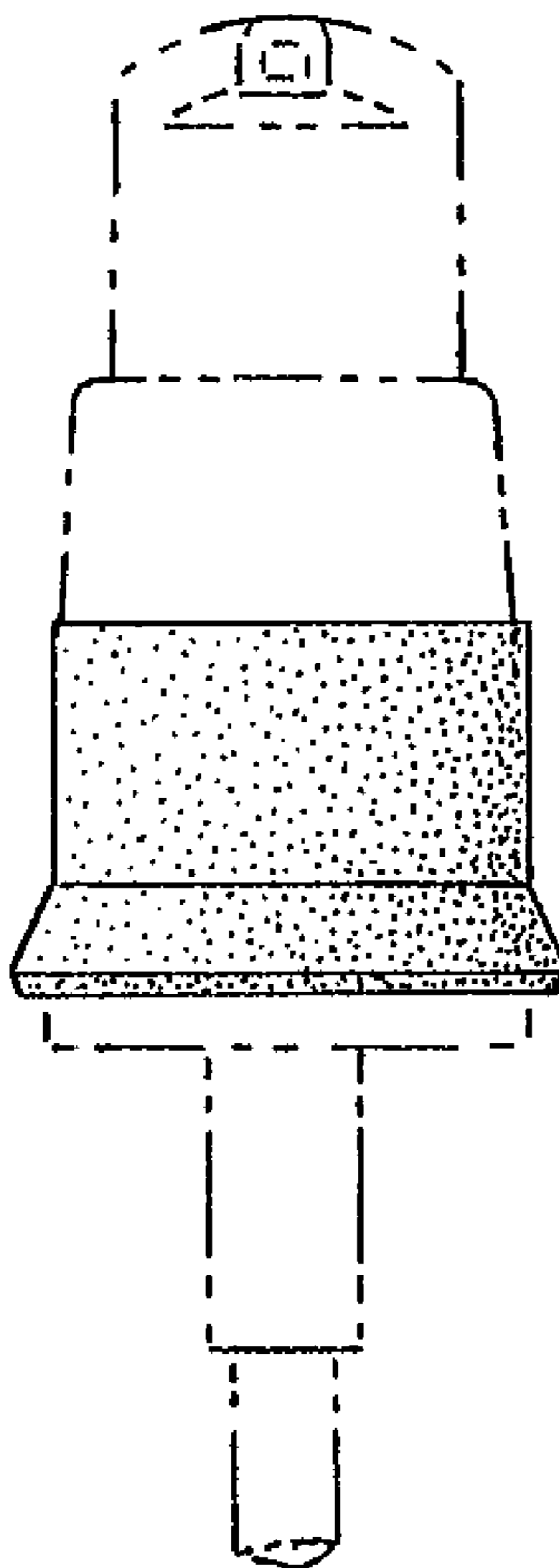
FIG. 3 is a top plan view thereof;

FIG. 4 is a rear elevational view thereof; and,

FIG. 5 is a bottom plan view thereof.

The broken lines in the drawings depict environmental subject matter only and form no part of the claimed design.

**1 Claim, 1 Drawing Sheet**



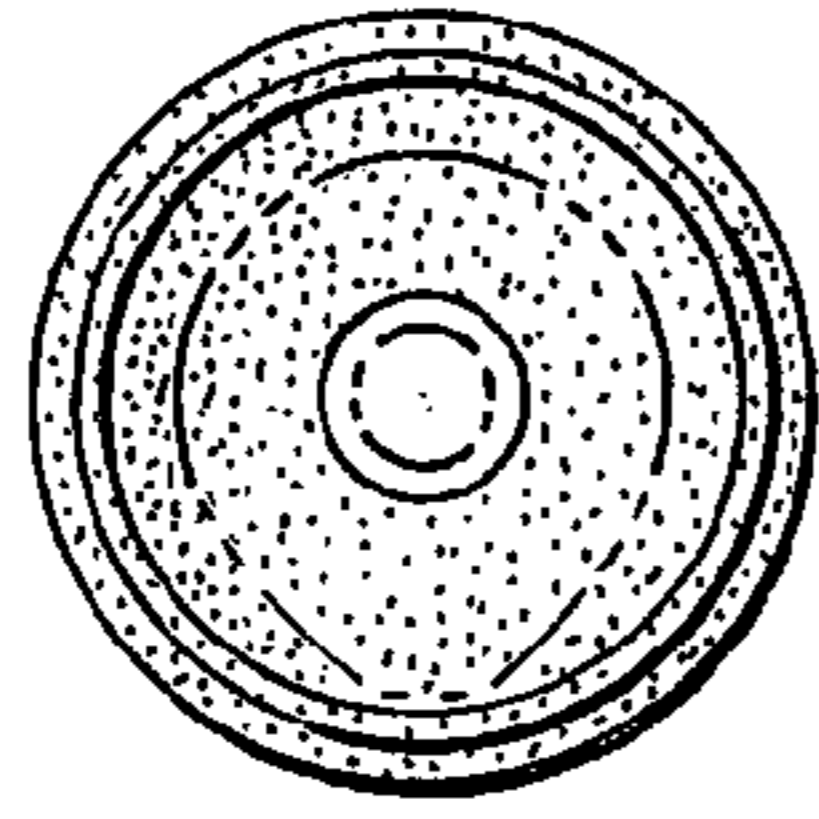


FIG.-3

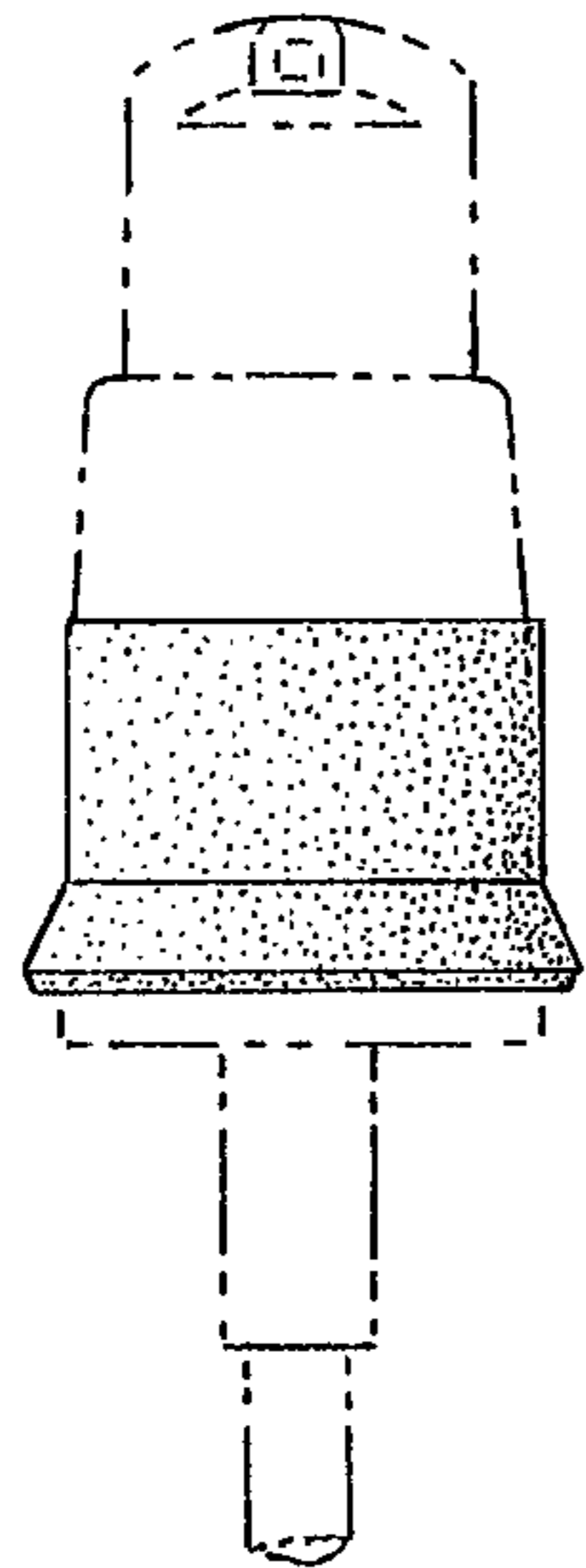


FIG.-1

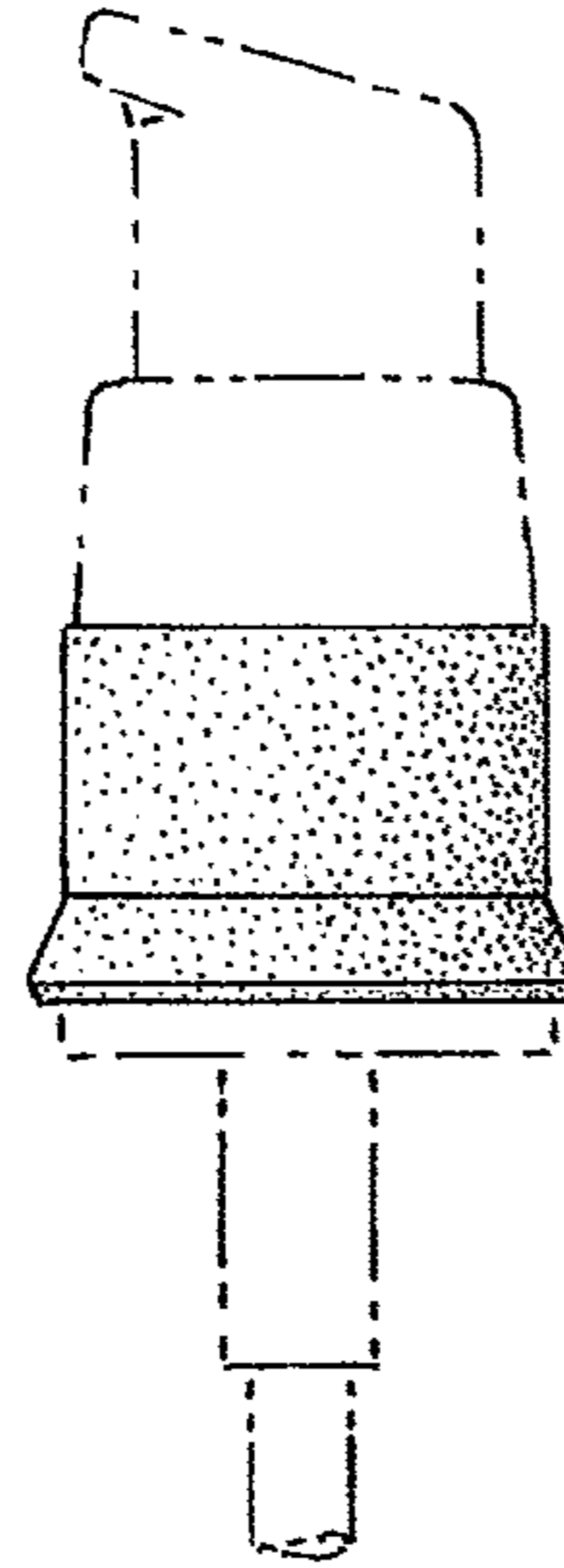


FIG.-2

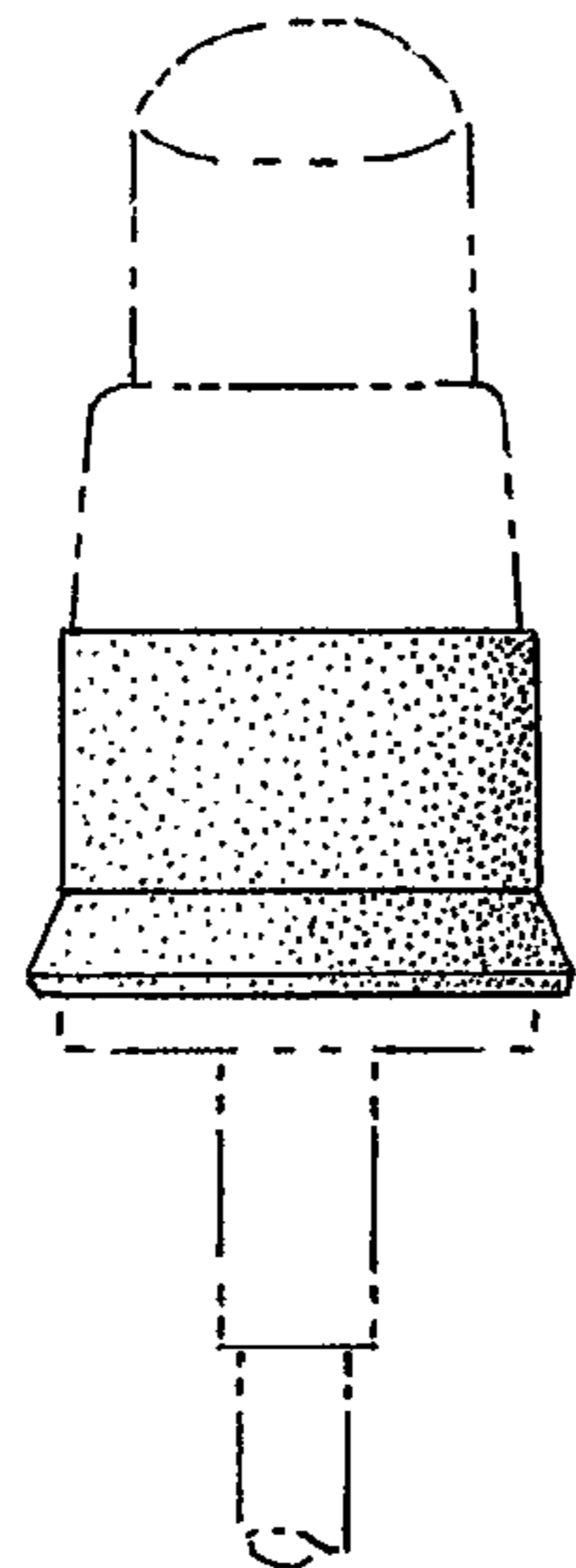


FIG.-4

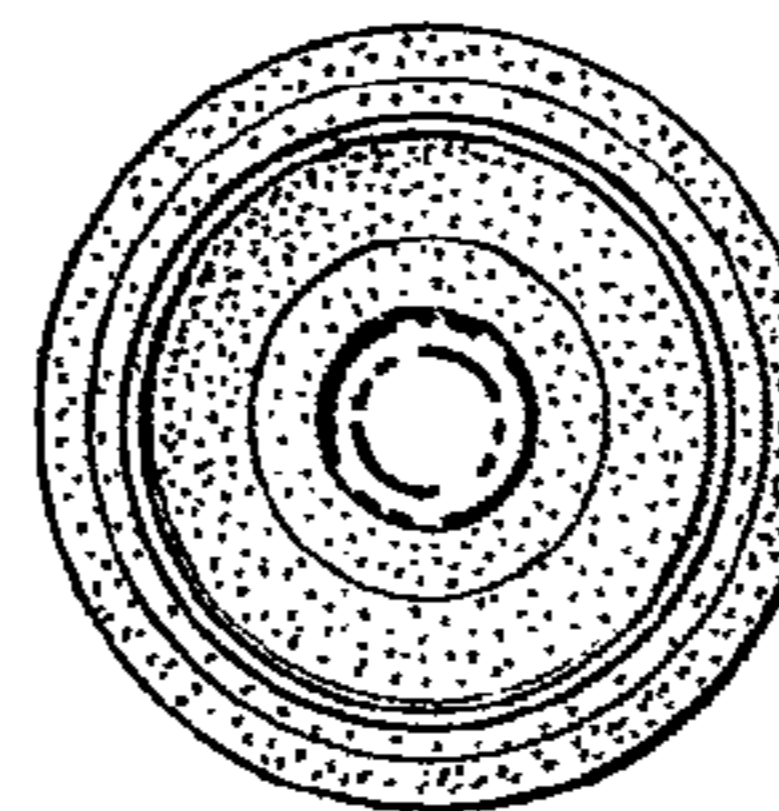


FIG.-5