



US00D623511S

(12) **United States Design Patent**  
**Favale**

(10) **Patent No.:** **US D623,511 S**  
(45) **Date of Patent:** **\*\* Sep. 14, 2010**

(54) **FOUR COMPARTMENT MEDICATION DISPENSING CONTAINER**

5,758,818 A \* 6/1998 Ewing, Jr. .... 229/120.011  
D607,717 S \* 1/2010 Hodges ..... D9/423

(76) Inventor: **Dennis Favale**, 2401 Prescott La.,  
Westchester, IL (US) 60154

\* cited by examiner

(\*\*) Term: **14 Years**

*Primary Examiner*—Daniel D Bui

*Assistant Examiner*—Thomas J Johannes

(21) Appl. No.: **29/315,147**

(74) *Attorney, Agent, or Firm*—Basil E. Demeur; Alan B. Samlan; David J. Hurley

(22) Filed: **Jun. 1, 2009**

(57) **CLAIM**

(51) **LOC (9) Cl.** ..... **09-03**

I claim the ornamental design for a four compartment medication dispensing container, as shown and described.

(52) **U.S. Cl.** ..... **D9/421**

(58) **Field of Classification Search** ..... D9/414,  
D9/416, 423, 424, 426, 430, 431, 432, 730,  
D9/733, 737, 741; 206/236–241, 249–251,  
206/254–259, 261–275; 220/376, 890; 229/160.1  
See application file for complete search history.

**DESCRIPTION**

FIG. 1 is a perspective view of a four compartment medication dispensing container showing my new design with the access ports in the closed position;

(56) **References Cited**

**U.S. PATENT DOCUMENTS**

- D11,270 S \* 7/1879 Kaufmann ..... D9/421
- D155,246 S \* 9/1949 Von Miklos ..... D9/421
- D184,276 S \* 1/1959 de Kolb ..... D9/421
- 3,184,142 A \* 5/1965 Rosenberg, Jr. .... 229/120.18
- 3,785,545 A \* 1/1974 Roussel ..... 229/120.011
- D251,104 S \* 2/1979 Sanchez et al. .... D7/706
- D290,343 S \* 6/1987 Osborne ..... D9/418
- D324,121 S \* 2/1992 Schierlinger ..... D34/7
- D379,586 S \* 6/1997 Hale ..... D9/418
- D394,204 S \* 5/1998 Seddon ..... D9/737

FIG. 2 is a top plan view thereof;

FIG. 3 is a side elevational view thereof;

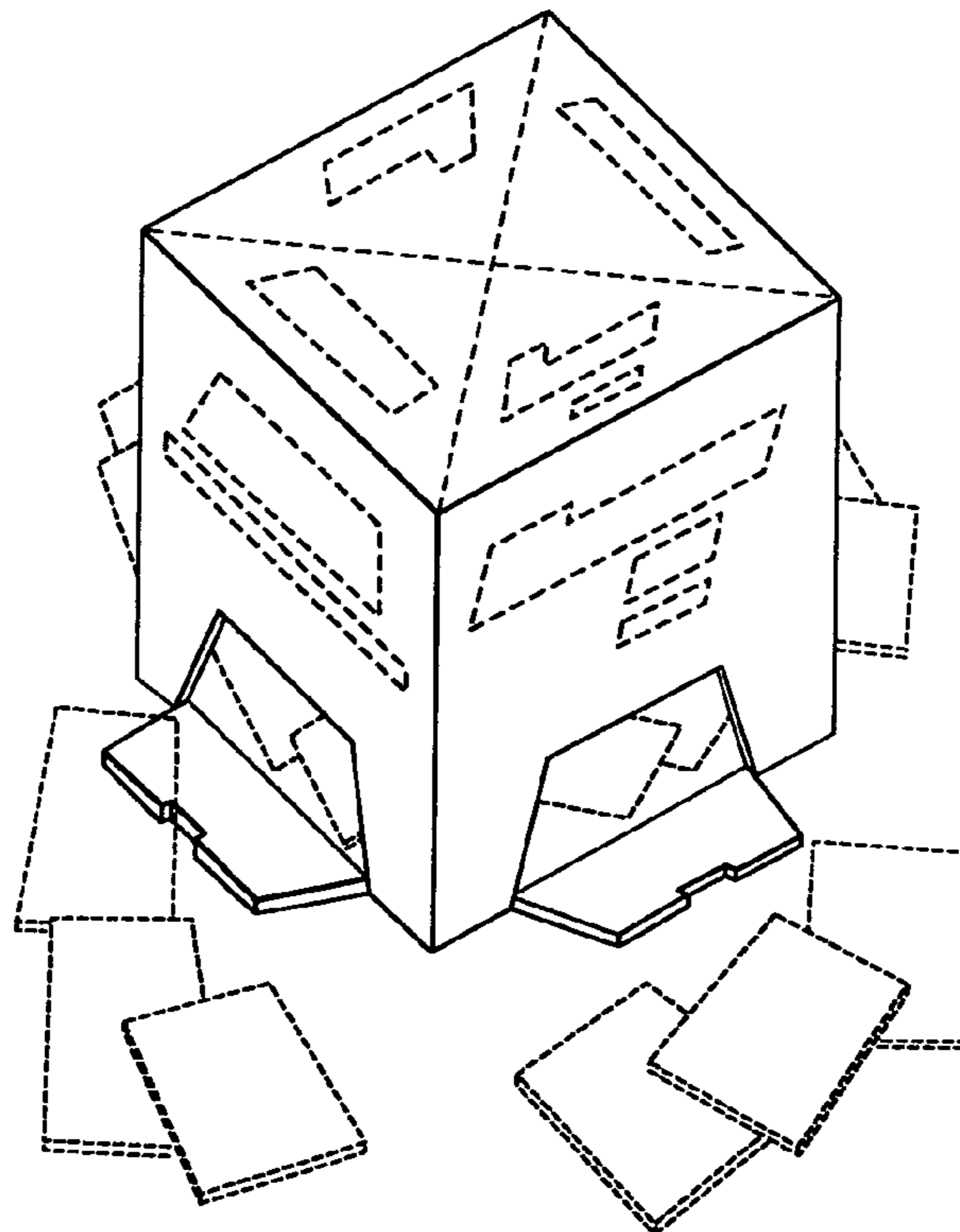
FIG. 4 is a bottom view thereof;

FIG. 5 is a perspective view thereof; showing the access ports in the open position; and,

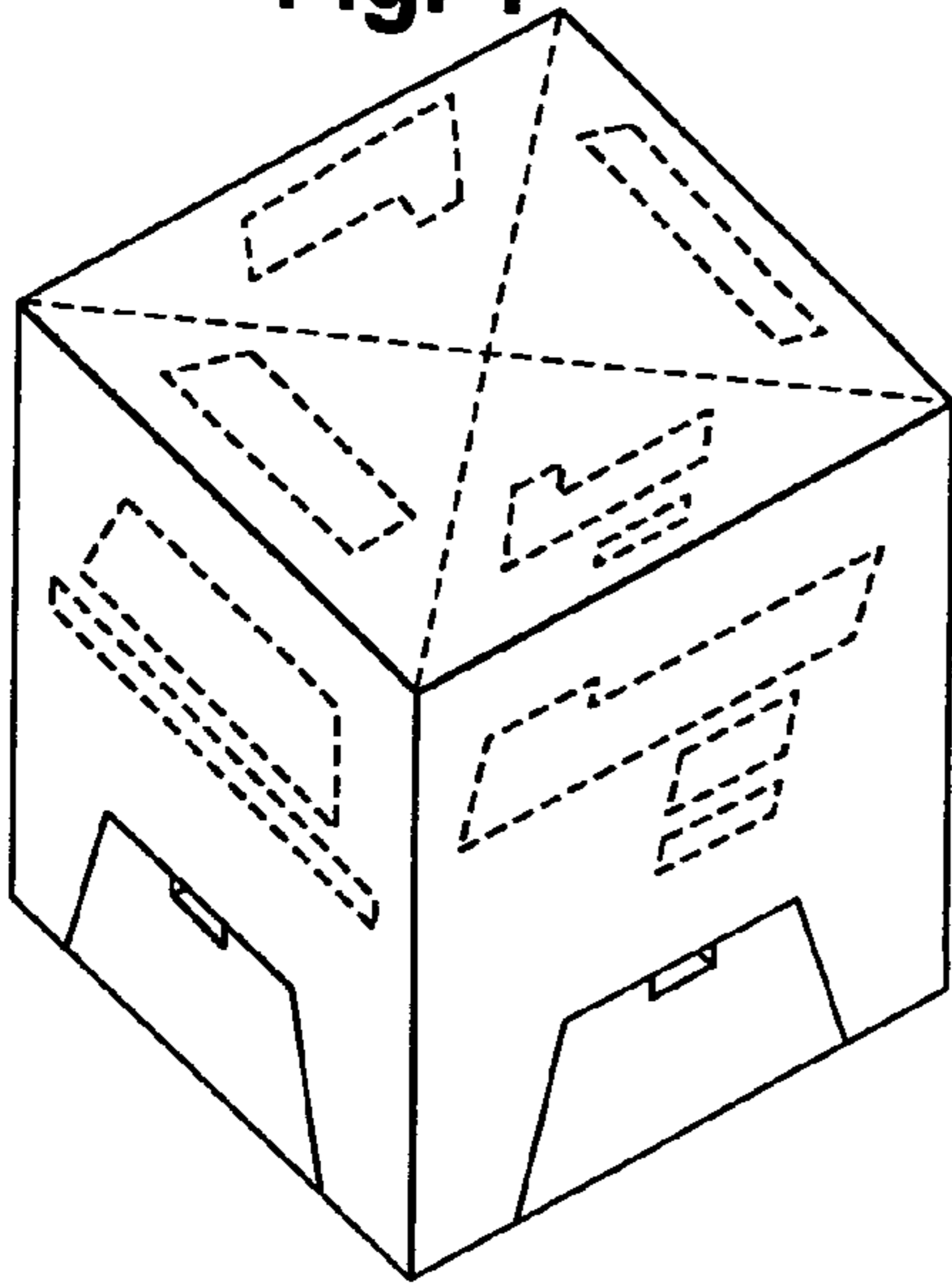
FIG. 6 is a cross section view thereof, taken along line 6—6 in FIG. 4 showing the four compartments thereof.

The broken line portion of the figure drawings is included to show unclaimed subject matter only and forms no part of the claimed design.

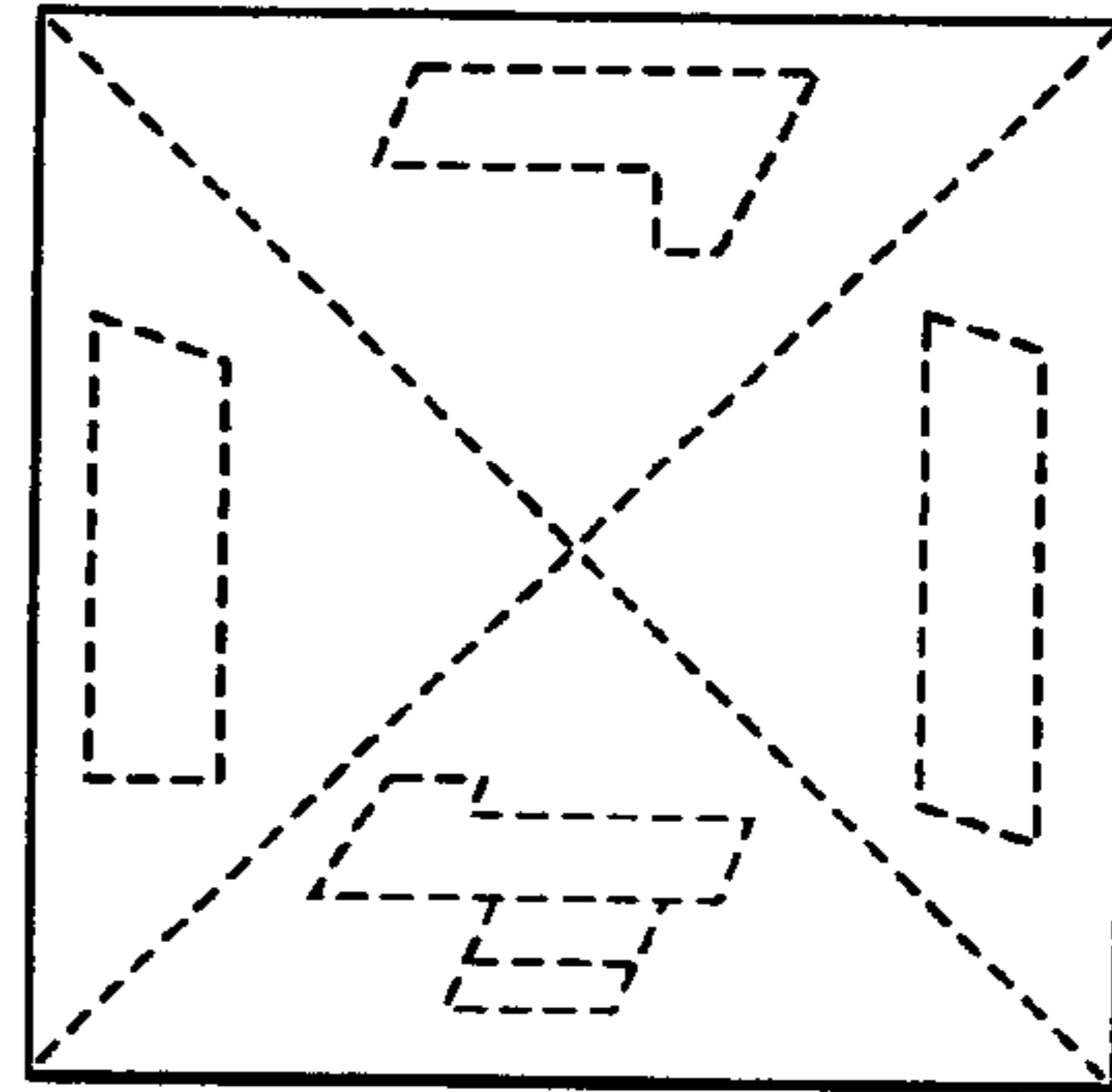
**1 Claim, 1 Drawing Sheet**



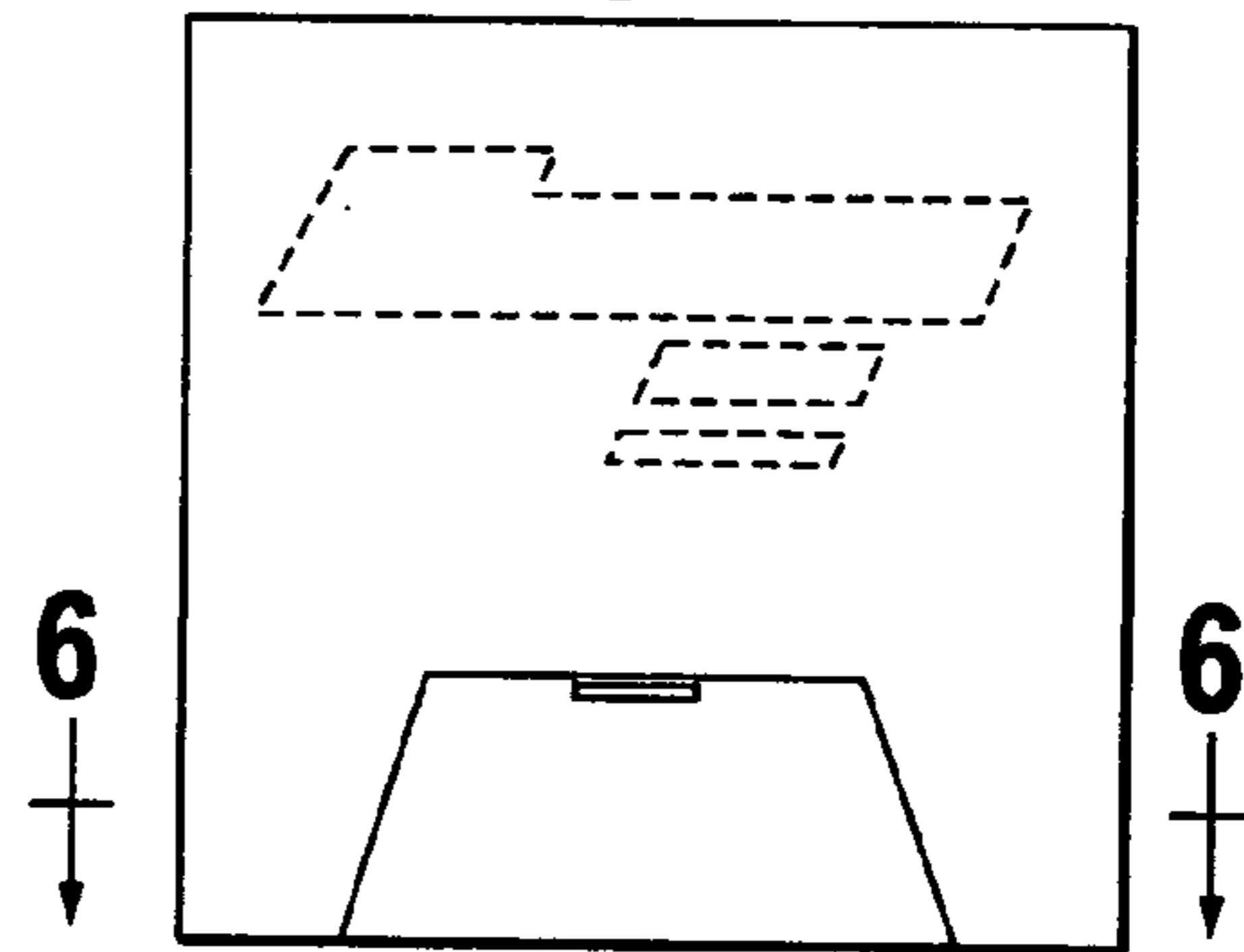
**Fig. 1**



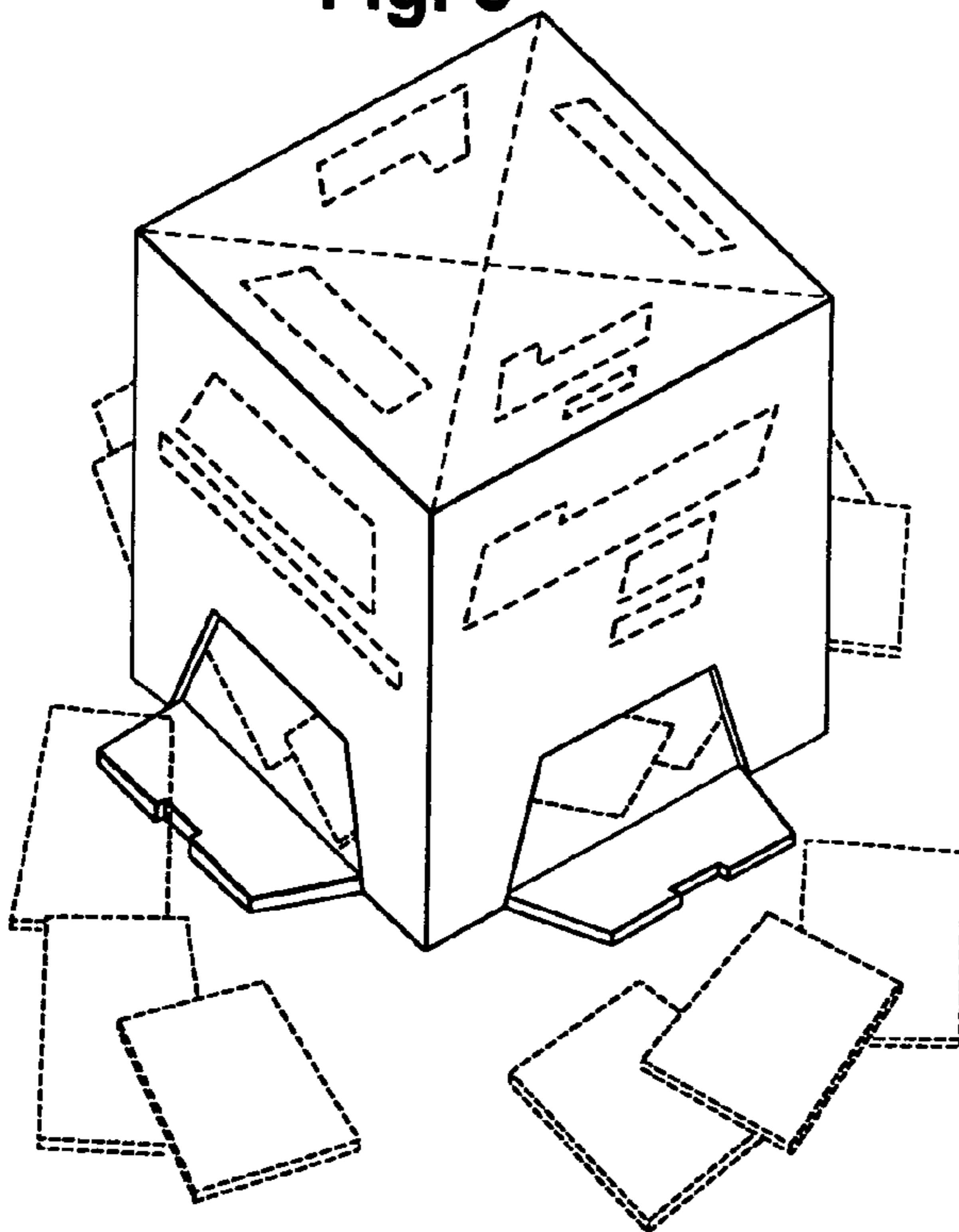
**Fig. 2**




**Fig. 3**



**Fig. 5**



**Fig. 4**



**Fig. 6**

