



US00D623502S

(12) **United States Design Patent**
Blonder

(10) **Patent No.:** **US D623,502 S**

(45) **Date of Patent:** **** Sep. 14, 2010**

(54) **HEADPHONE HOLDER**

(75) Inventor: **Greg E. Blonder**, 120 Woodland Ave.,
Summit, NJ (US) 07901

(73) Assignee: **Greg E. Blonder**, Summit, NJ (US)

(**) Term: **14 Years**

(21) Appl. No.: **29/355,915**

(22) Filed: **Feb. 17, 2010**

(51) **LOC (9) Cl.** **08-06**

(52) **U.S. Cl.** **D8/356**

(58) **Field of Classification Search** D8/105,
D8/107, 333, 349, 354, 356, 358, 360, 360.1,
D8/367, 372, 373, 382, 383, 394-396, 400;
D13/133, 139.4, 153, 155; 24/18, 20 W,
24/23 W, 115 R, 129 C, 130, 131 R, 197,
24/561; 52/220.7; 174/135, 153 G, 650,
174/656; 211/86.01, 87.01, 94.01; 242/400.1,
242/405.1, 405.2, 600, 603; 248/65, 74.1-74.4,
248/201, 214, 215, 229.26

See application file for complete search history.

(56) **References Cited**

U.S. PATENT DOCUMENTS

5,014,940 A * 5/1991 Sherman 248/74.1
D356,491 S * 3/1995 Anscher D8/383
5,893,497 A * 4/1999 Schaiewitz 224/182
5,898,647 A * 4/1999 Goradesky 368/83
D449,507 S * 10/2001 Jean et al. D8/105
D453,417 S * 2/2002 Badillo et al. D3/218

6,735,829 B2 * 5/2004 Hsu 24/712.1
D504,767 S * 5/2005 DiMarchi et al. D3/215
D527,607 S * 9/2006 Jackson D8/107
D528,398 S * 9/2006 Meyer et al. D8/107
D599,288 S * 9/2009 Radle et al. D13/123
7,699,198 B2 * 4/2010 Sirichai et al. 224/666

* cited by examiner

Primary Examiner—Robert M Spear

Assistant Examiner—Karen Acker

(74) *Attorney, Agent, or Firm*—Lowenstein Sandler PC

(57) **CLAIM**

The ornamental design for a headphone holder, as shown and described.

DESCRIPTION

FIG. 1 is a perspective view of the headphone holder in accordance with the new design;

FIG. 2 is a top view thereof;

FIG. 3 is a bottom view thereof;

FIG. 4 is a back view thereof;

FIG. 5 is a front view thereof;

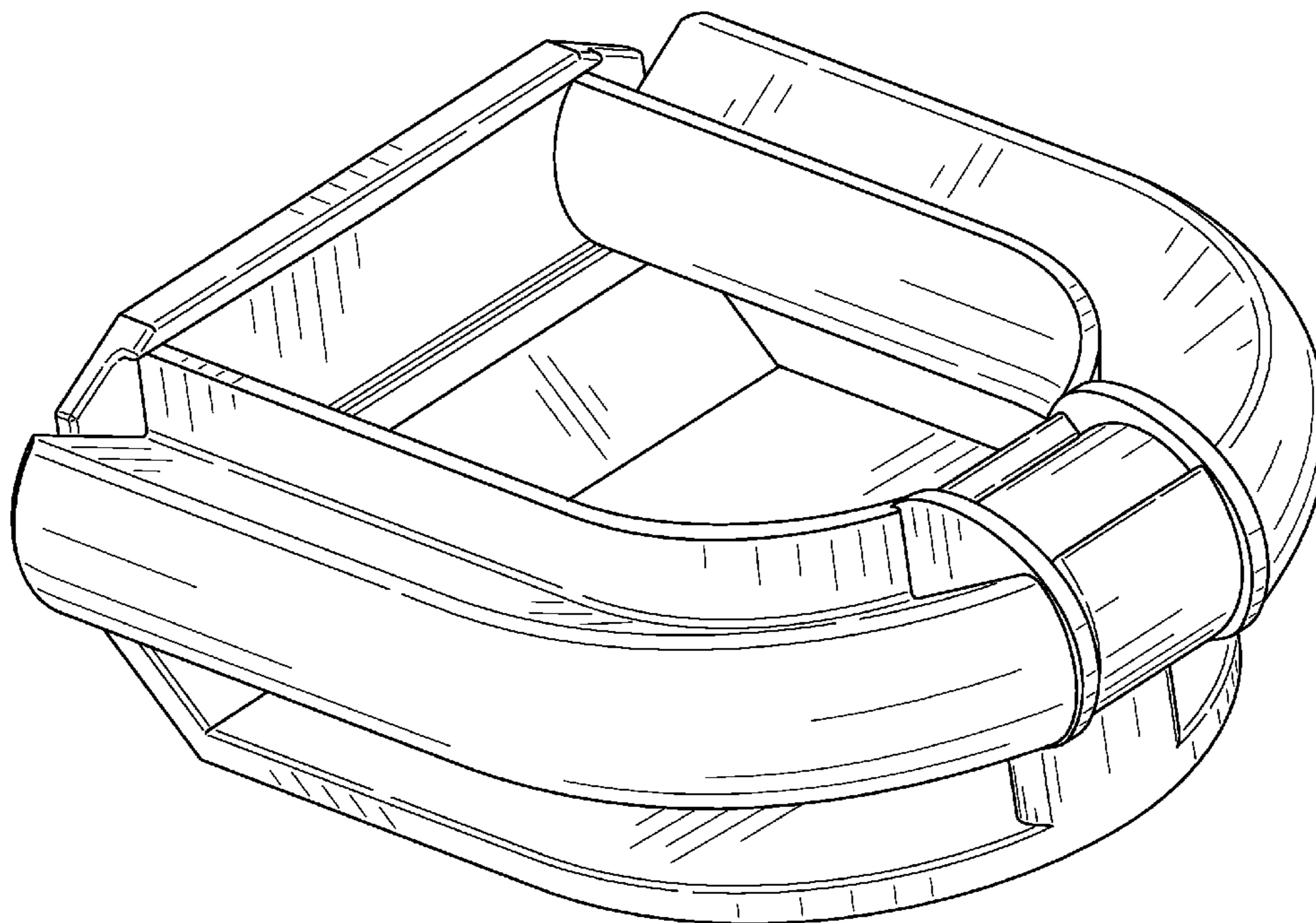
FIG. 6 is a left side view thereof;

FIG. 7 is a right side view thereof; and,

FIG. 8 is an alternative perspective view of the headphone holder.

It is understood that the broken lines are for illustrative purposes only and form no part of the claimed design.

1 Claim, 6 Drawing Sheets



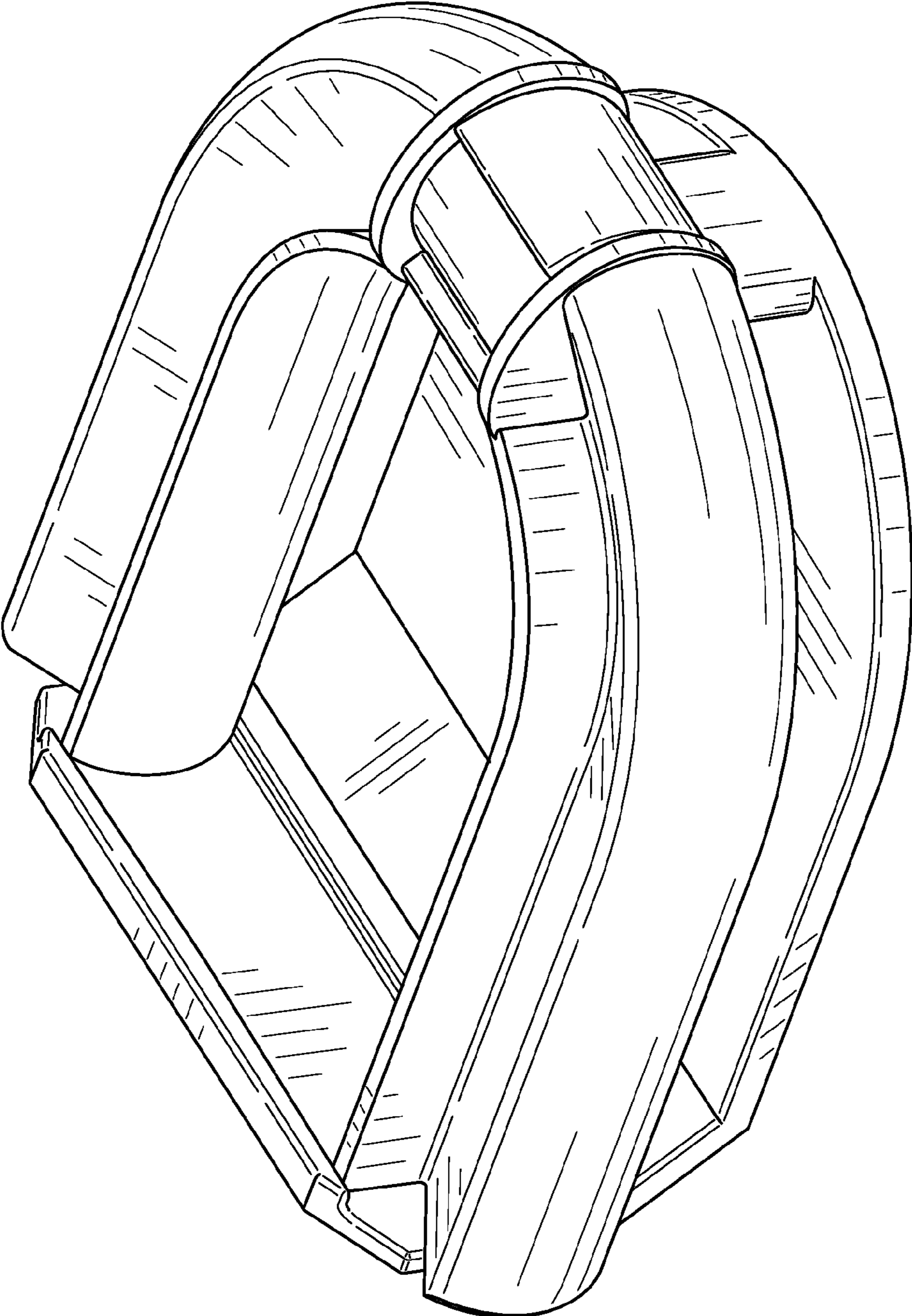


FIG. 1

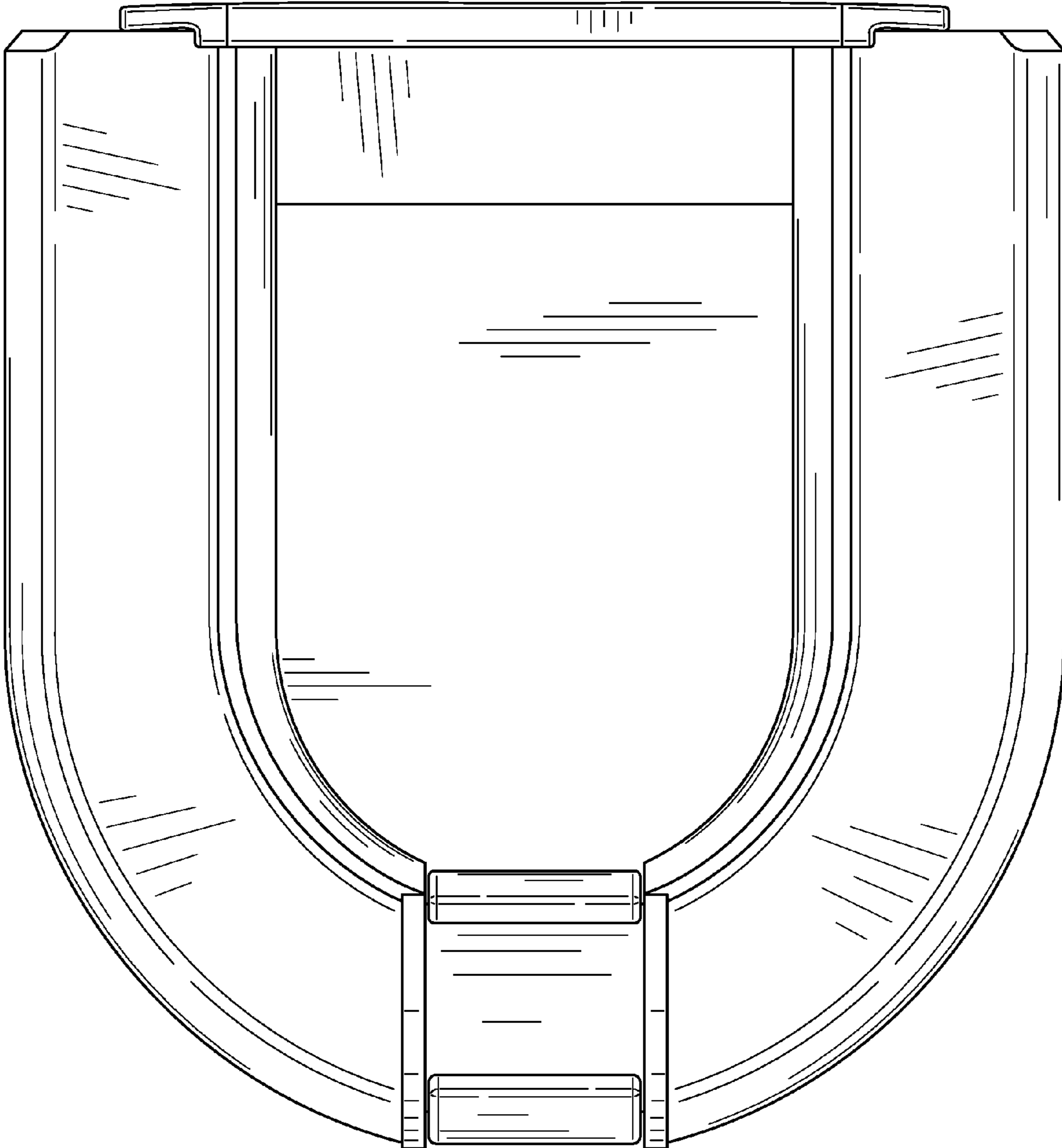


FIG. 2




FIG. 3



FIG. 4

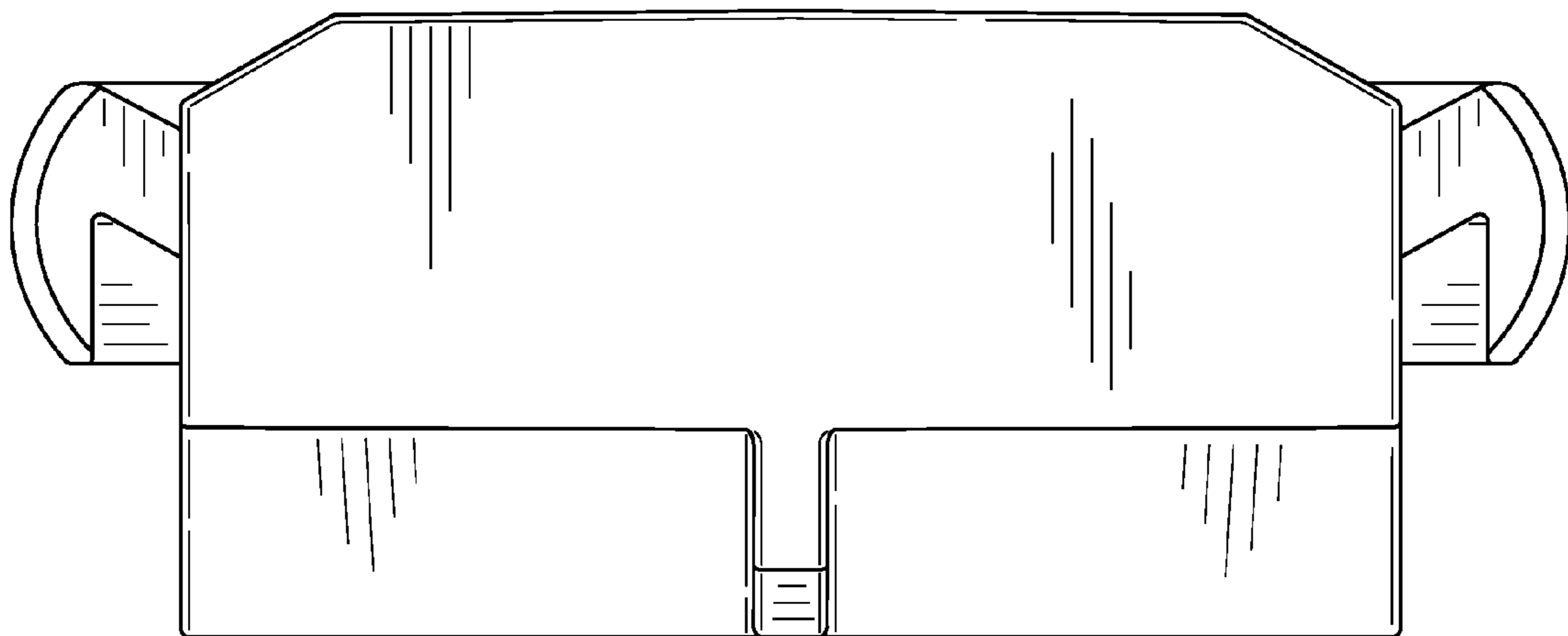


FIG. 5

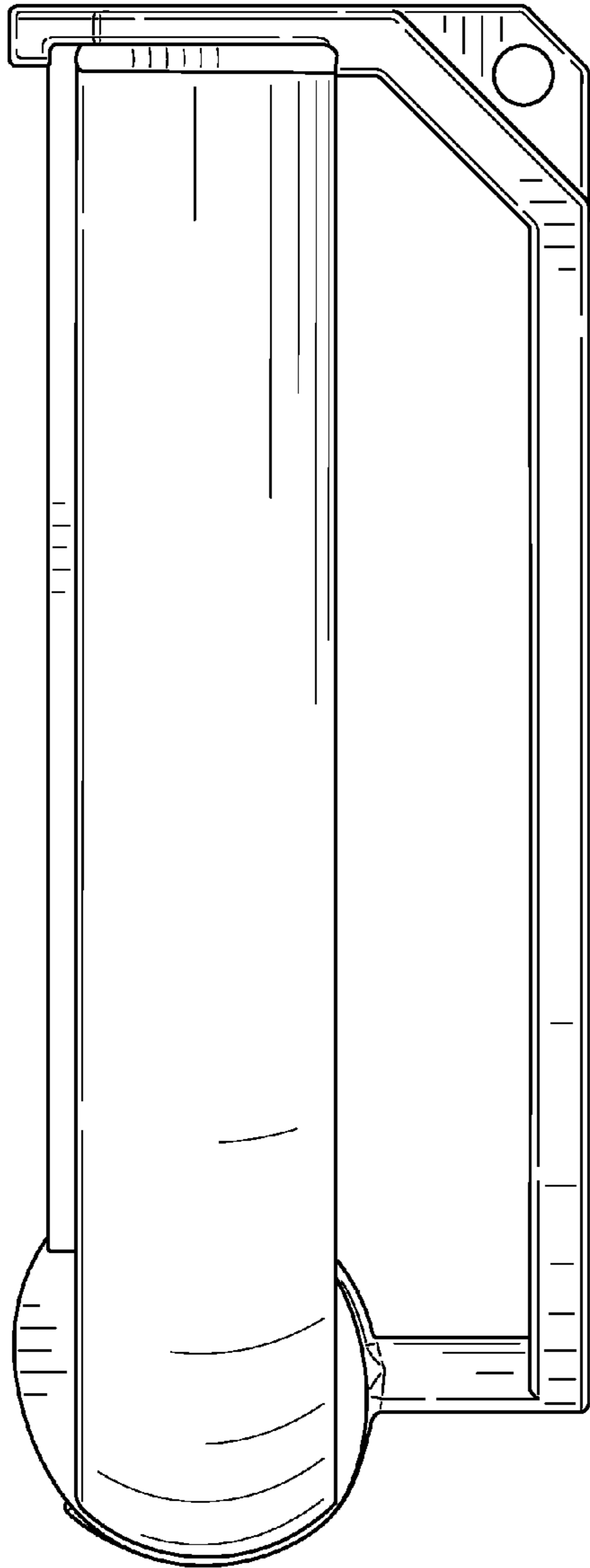


FIG. 6




FIG. 7

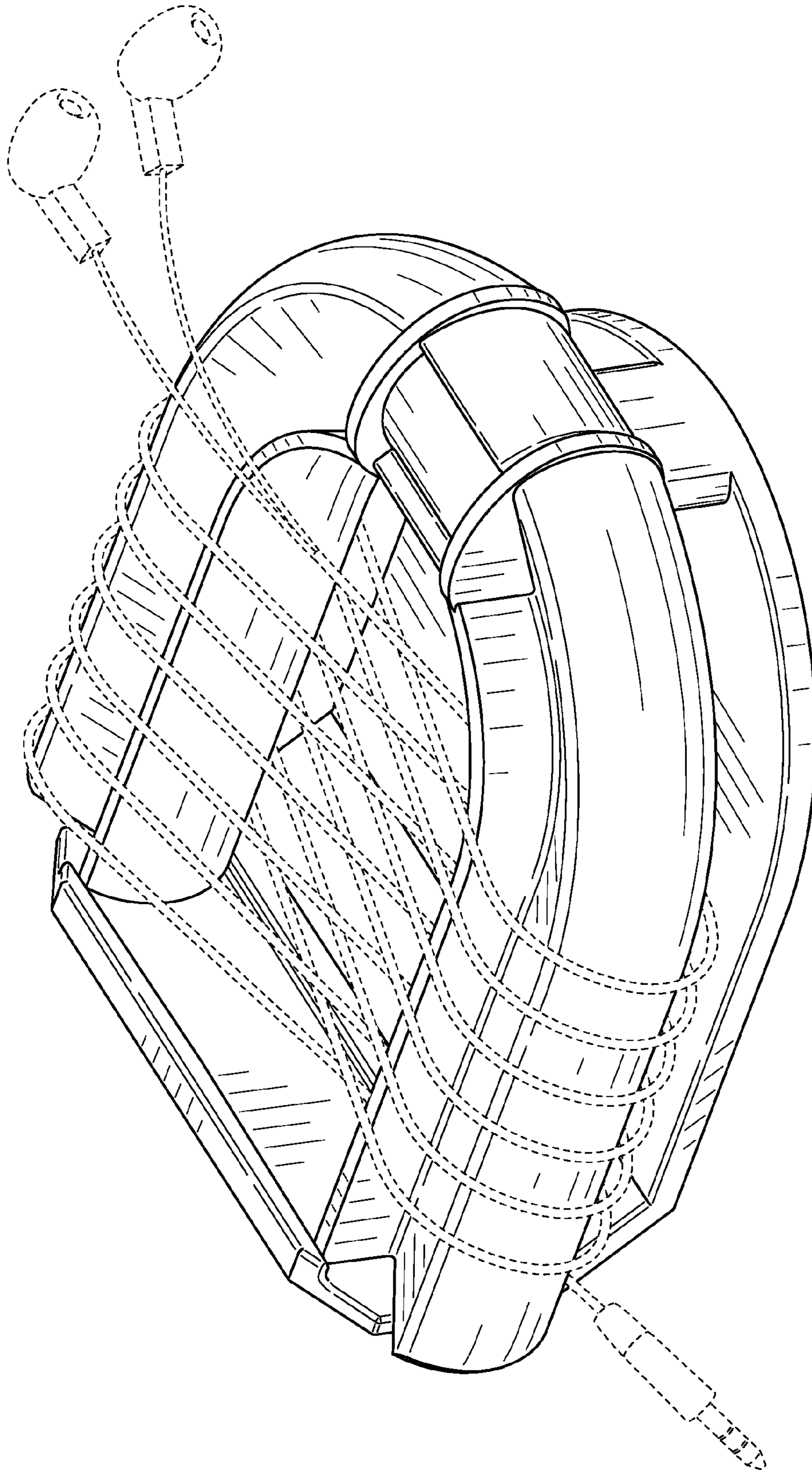


FIG. 8