



US00D623494S

(12) **United States Design Patent**
Tsai

(10) **Patent No.:** **US D623,494 S**

(45) **Date of Patent:** **** Sep. 14, 2010**

(54) **SCISSORS**

(75) Inventor: **Yung-Teng Tsai**, Secaucus, NJ (US)

(73) Assignee: **Officemate International Corp.**,
Edison, NJ (US)

(**) Term: **14 Years**

(21) Appl. No.: **29/348,284**

(22) Filed: **Dec. 17, 2009**

(51) **LOC (9) Cl.** **08-07**

(52) **U.S. Cl.** **D8/57**

(58) **Field of Classification Search** D8/4,
D8/5, 51-58, 105, 107; D21/532; D27/195;
D28/44, 57; 30/131, 195, 229, 194, 230-235,
30/268, 350, 254-258; 7/135, 136

See application file for complete search history.

(56) **References Cited**

U.S. PATENT DOCUMENTS

D260,726	S	*	9/1981	Ishii	D8/57
4,598,477	A	*	7/1986	Quick	30/260
D392,169	S	*	3/1998	Jacquet	D8/57
D406,739	S	*	3/1999	Tarozzi	D8/57
D417,829	S	*	12/1999	Lo	D8/57
D437,198	S	*	2/2001	Lo	D8/57
D443,490	S	*	6/2001	Bornancini	D8/57
D444,362	S	*	7/2001	Pia	D8/57
D446,099	S	*	8/2001	Pia	D8/57
D484,378	S	*	12/2003	Bodum	D8/57
D502,077	S	*	2/2005	Hasegawa	D8/107
D502,371	S	*	3/2005	Pia	D8/57

D502,853	S	*	3/2005	Peterson	D8/57
D506,661	S	*	6/2005	Phillips et al.	D8/57
D544,765	S	*	6/2007	Peterson et al.	D7/693
D563,184	S	*	3/2008	Phillips et al.	D8/57
D614,466	S	*	4/2010	Chuang	D8/57
D614,467	S	*	4/2010	Wyant et al.	D8/57
D617,167	S	*	6/2010	Trotter et al.	D8/57
2009/0013538	A1	*	1/2009	Constantine et al.	30/254

* cited by examiner

Primary Examiner—Stella M Reid

Assistant Examiner—Deanna Fluegeman

(74) *Attorney, Agent, or Firm*—Daniel Kirshner

(57) **CLAIM**

The ornamental design for a scissors, as shown and described.

DESCRIPTION

FIG. 1 is a front perspective view of a scissors showing the new design;

FIG. 2 is a rear perspective view thereof;

FIG. 3 is a top view thereof;

FIG. 4 is a bottom view thereof;

FIG. 5 is a right side thereof;


FIG. 6 is a left side thereof;

FIG. 7 is a front view thereof;

FIG. 8 is a rear view thereof; and,

FIG. 9 is a front perspective view thereof showing its cutting blades slightly apart.

1 Claim, 8 Drawing Sheets






FIG. 1

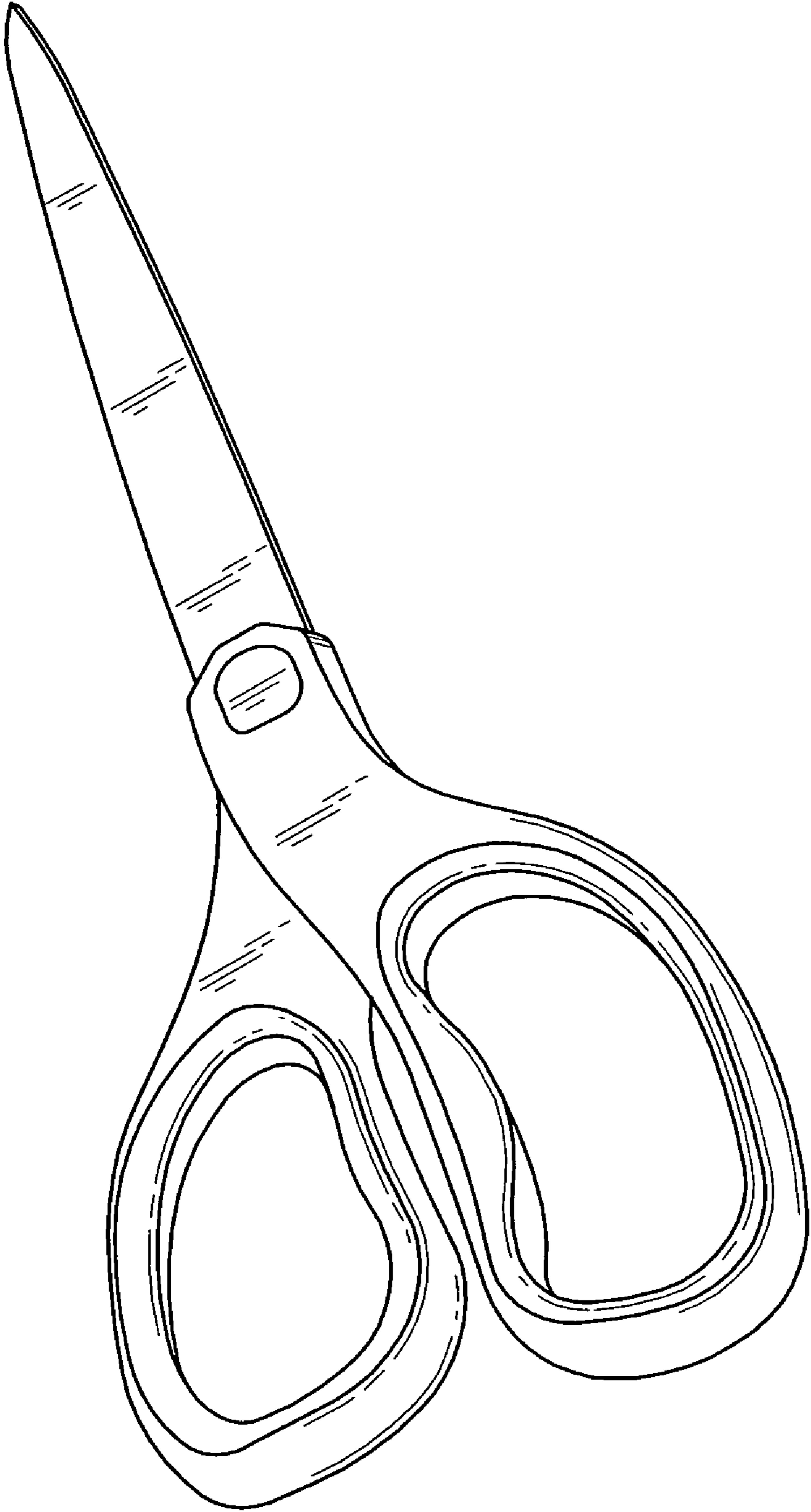


FIG. 2

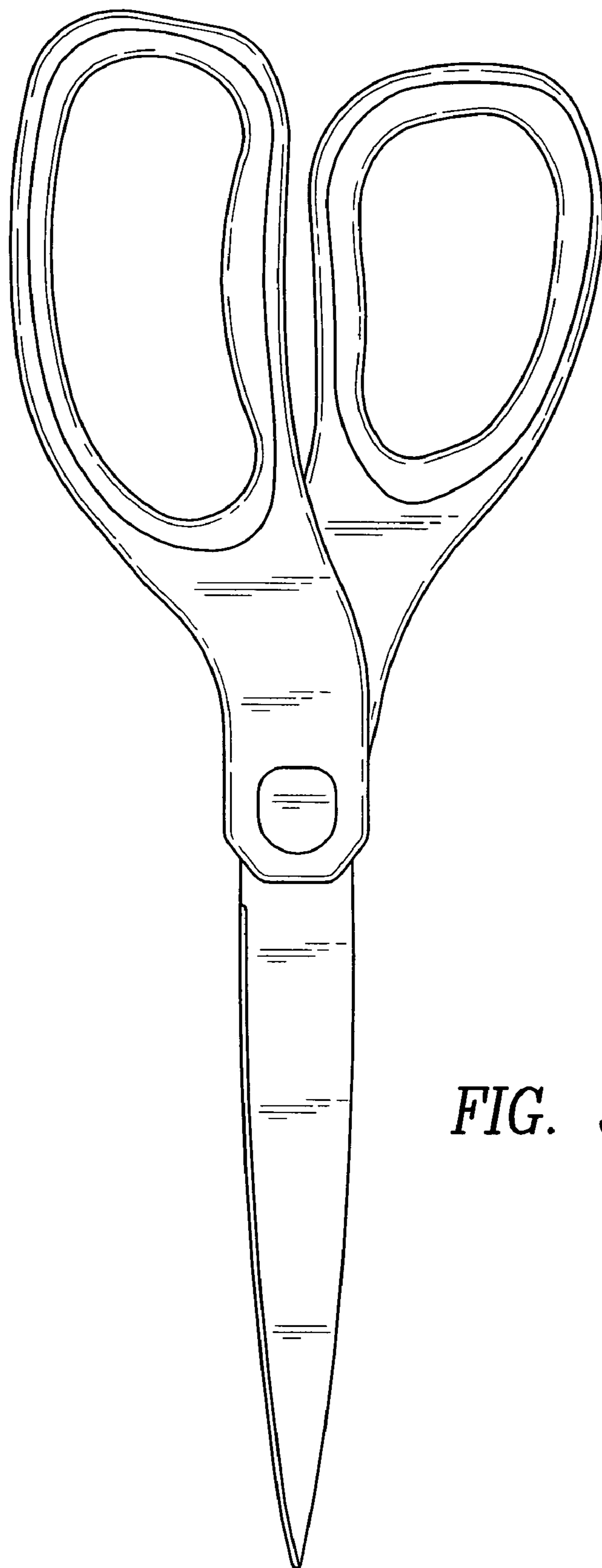


FIG. 3

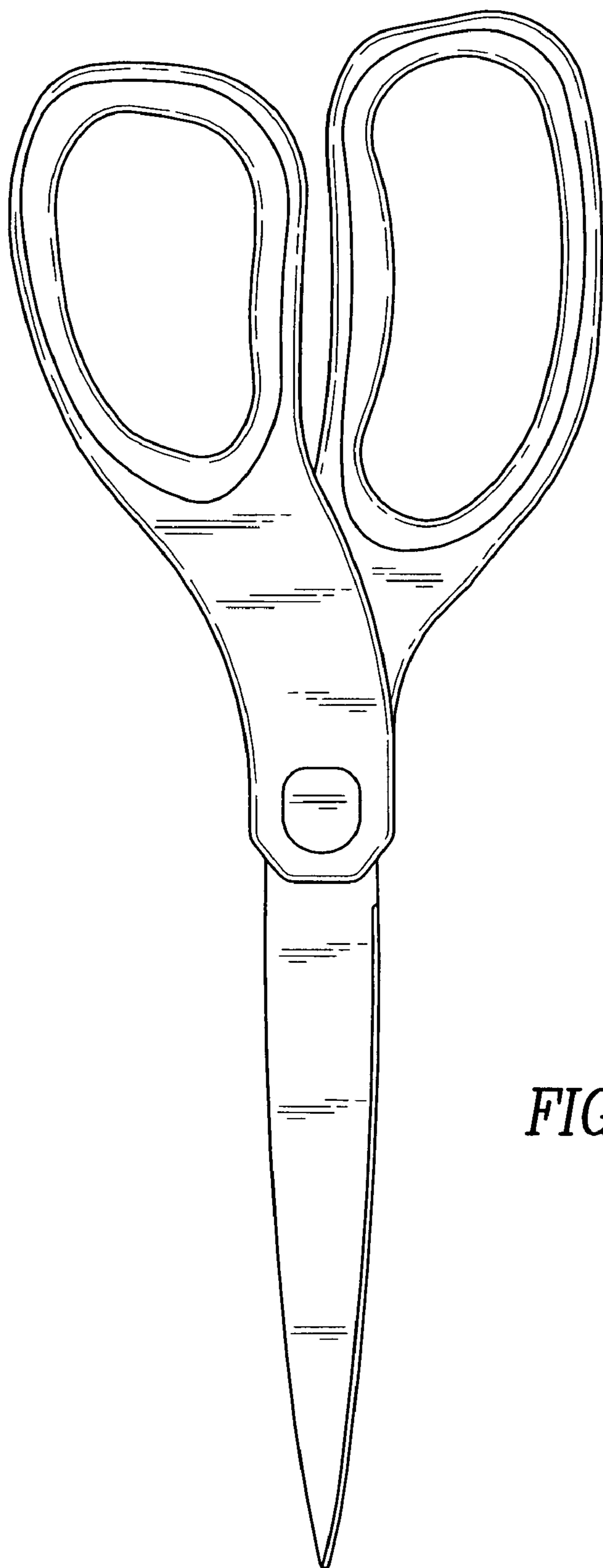


FIG. 4




FIG. 5



FIG. 6




FIG. 7



FIG. 8

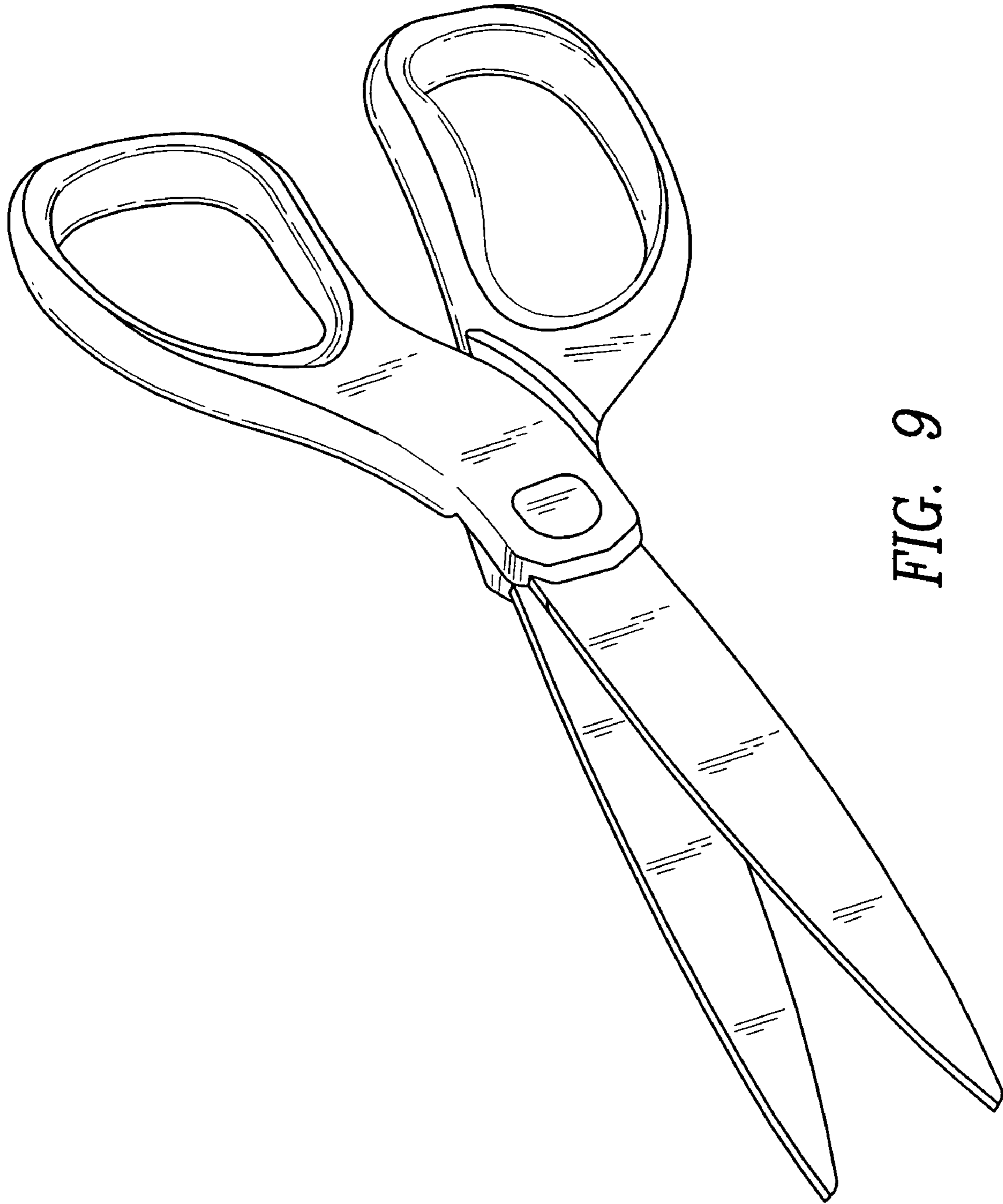


FIG. 9