

US00D623492S

(12) **United States Design Patent**  
**James**

(10) **Patent No.:** **US D623,492 S**

(45) **Date of Patent:** **\*\* Sep. 14, 2010**

(54) **GRIPPING END OF A HAND HELD GRIPPING EXTENSION DEVICE**

D384,865 S \* 10/1997 Baran ..... D8/4  
D386,053 S 11/1997 James  
6,135,520 A \* 10/2000 Miller et al. .... 294/1.4  
6,827,378 B1 \* 12/2004 Wong ..... 294/1.4

(75) Inventor: **Gavin Hugh James**, Ledbury (GB)

(73) Assignee: **The Helping Hand Company (Ledbury) Limited** (GB)

(\*\*) Term: **14 Years**

(21) Appl. No.: **29/356,900**

(22) Filed: **Mar. 4, 2010**

(51) **LOC (9) Cl.** ..... **08-05**

(52) **U.S. Cl.** ..... **D8/51; D30/162; D8/1**

(58) **Field of Classification Search** ..... D8/1,  
D8/4, 5, 14, 20, 51-56, 58, 105-107; D30/161,  
D30/162; 294/1.3-1.5, 19.1-19.3, 22, 23,  
294/23.5, 24

See application file for complete search history.

(56) **References Cited**

**U.S. PATENT DOCUMENTS**

3,169,034	A *	2/1965	Epstein	.....	294/16
D211,196	S *	5/1968	Hollis	.....	D8/4
D230,868	S *	3/1974	Dorzan	.....	D30/162
4,037,868	A	7/1977	Baker		
4,039,216	A	8/1977	Soos		
4,160,563	A	7/1979	Whitney		
D253,915	S *	1/1980	Hennessy et al.	.....	D30/162
D281,108	S *	10/1985	Wilson	.....	D30/162
4,615,555	A	10/1986	Bateham		
4,647,094	A	3/1987	Bergkvist		
4,747,633	A *	5/1988	Stacy	.....	294/1.3
4,951,987	A *	8/1990	Lebeau	.....	294/1.4
5,154,465	A	10/1992	Pakosh		
D333,075	S	2/1993	Incantalupo		
5,192,104	A	3/1993	Lin		
D358,970	S	6/1995	Mayone		
D368,003	S *	3/1996	Simon	.....	D8/4
D369,444	S *	4/1996	Ubdegrove et al.	.....	D30/162
5,503,442	A *	4/1996	Lee	.....	294/1.4

(Continued)

*Primary Examiner*—Cathron C Brooks

*Assistant Examiner*—Deanna Fluegeman

(74) *Attorney, Agent, or Firm*—Fleit Gibbons Gutman  
Bongini & Bianco, PL; Paul D. Bianco; Martin Fleit

(57) **CLAIM**

The ornamental design for a gripping end of a hand held gripping extension device, as shown and described.

**DESCRIPTION**

FIG. 1 is a front view of a gripping end of a hand held gripping extension device according to the invention;

FIG. 2 is a rear view with the handle not shown;

FIG. 3 is a top view;

FIG. 4 is a bottom view

FIG. 5 is a view from one side;

FIG. 6 is a view from a side opposite the side of FIG. 5;

FIG. 7 is a perspective view with the gripping end in a closed position;

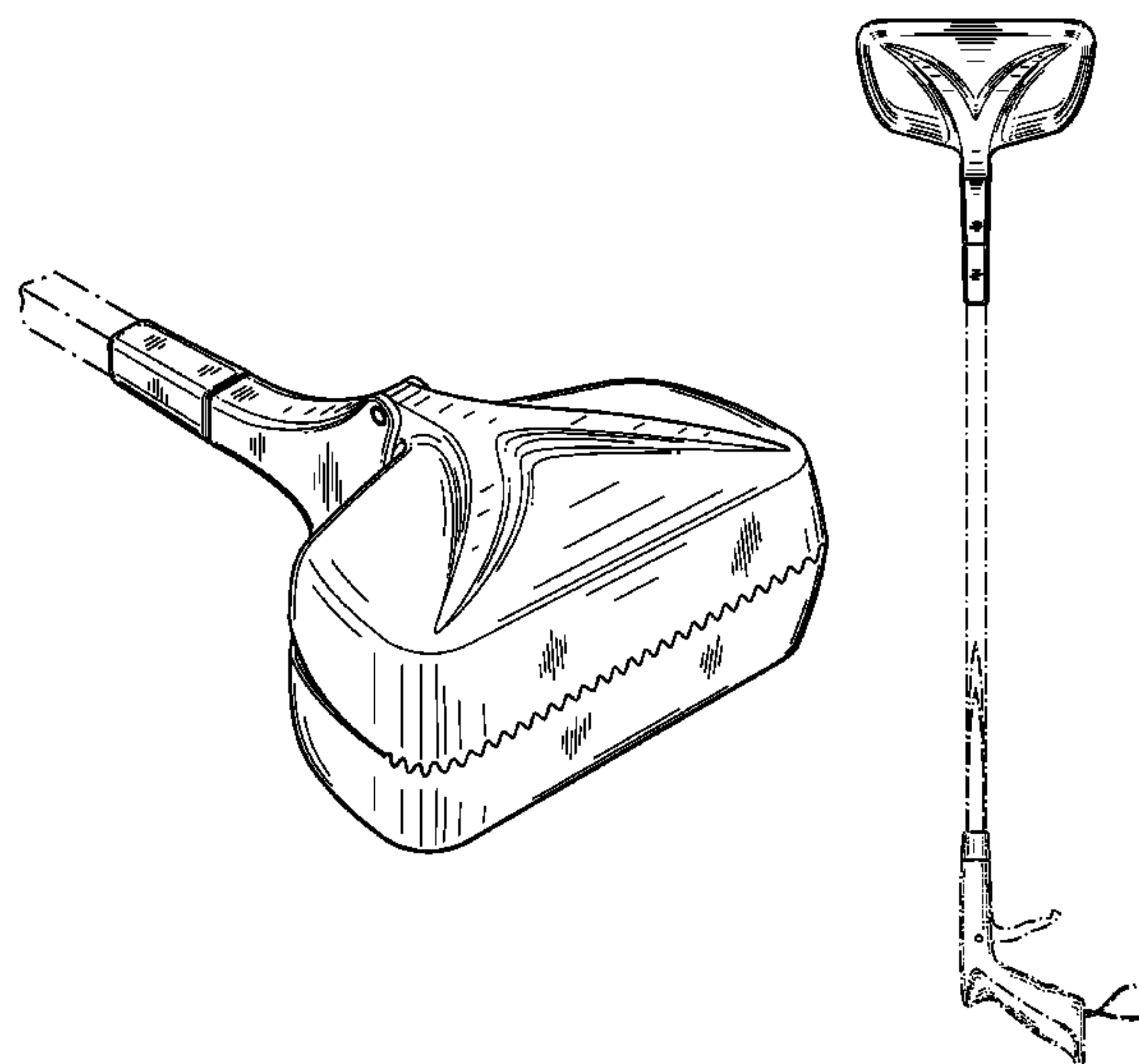
FIG. 8 is a bottom view with the gripping end in a closed position; and,

FIG. 9 is a side view of a hand held gripping extension device with the gripping end according to the invention.

Although the gripping end according to the present invention is particularly useful for picking up animal waste, the gripping end can be used to scoop or grip any suitable object or material.

The broken line representations are for illustrative purposes only and form no part of the claimed design.

**1 Claim, 9 Drawing Sheets**



# US D623,492 S

Page 2

---

U.S. PATENT DOCUMENTS							
				2002/0056419	A1*	5/2002	Weng ..... 294/1.3
				2008/0030033	A1*	2/2008	Taylor ..... 294/1.4
7,178,843	B2*	2/2007	Askinasi ..... 294/1.4	2008/0042456	A1*	2/2008	Patel ..... 294/1.3
D604,913	S	* 11/2009	Boghozian ..... D30/162	2008/0303295	A1*	12/2008	Moreno Fernandez De Betono ..... 294/1.3
D604,914	S	* 11/2009	Boghozian ..... D30/162				
D613,006	S	* 3/2010	Anderson ..... D30/162				

\* cited by examiner

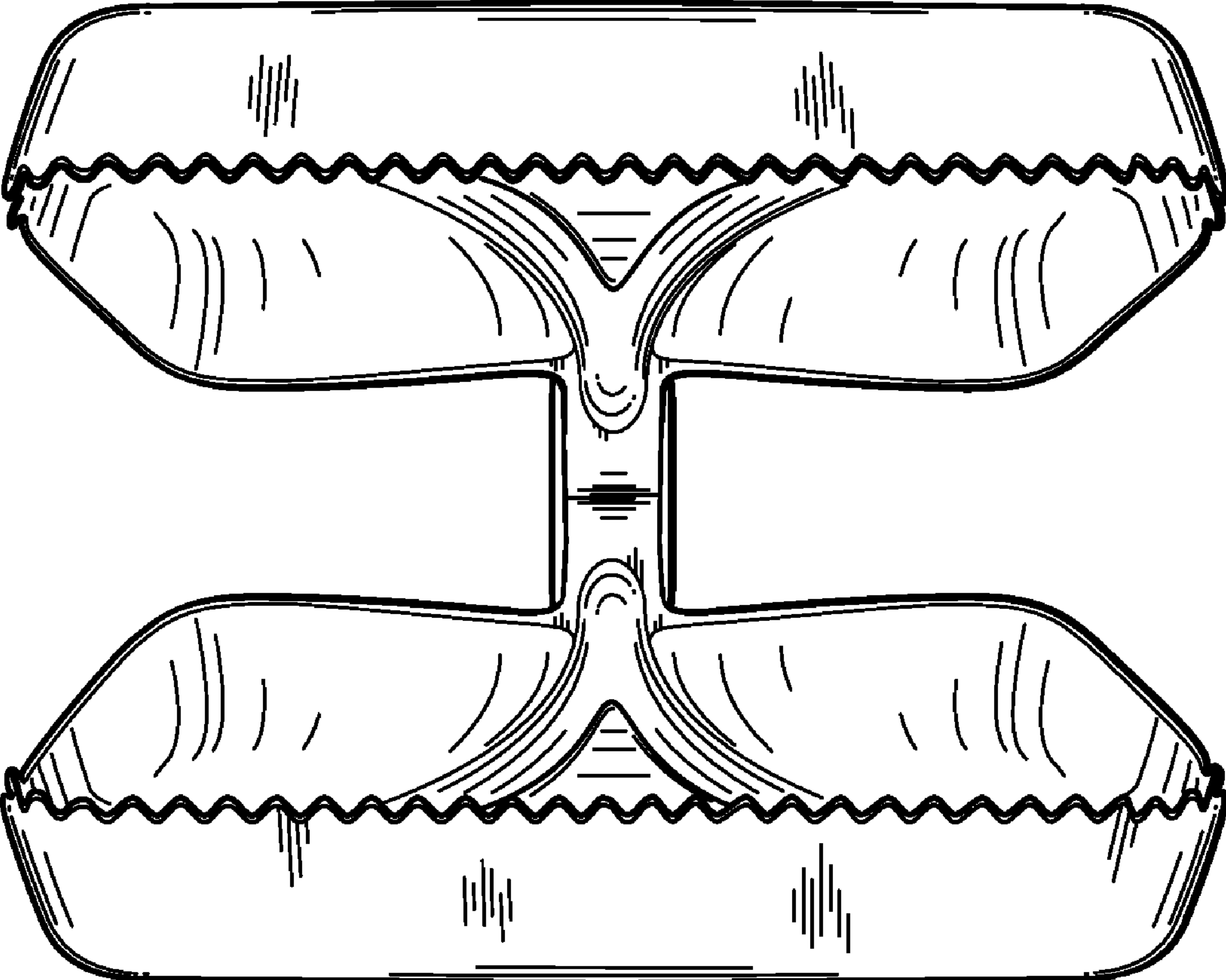


FIG. 1

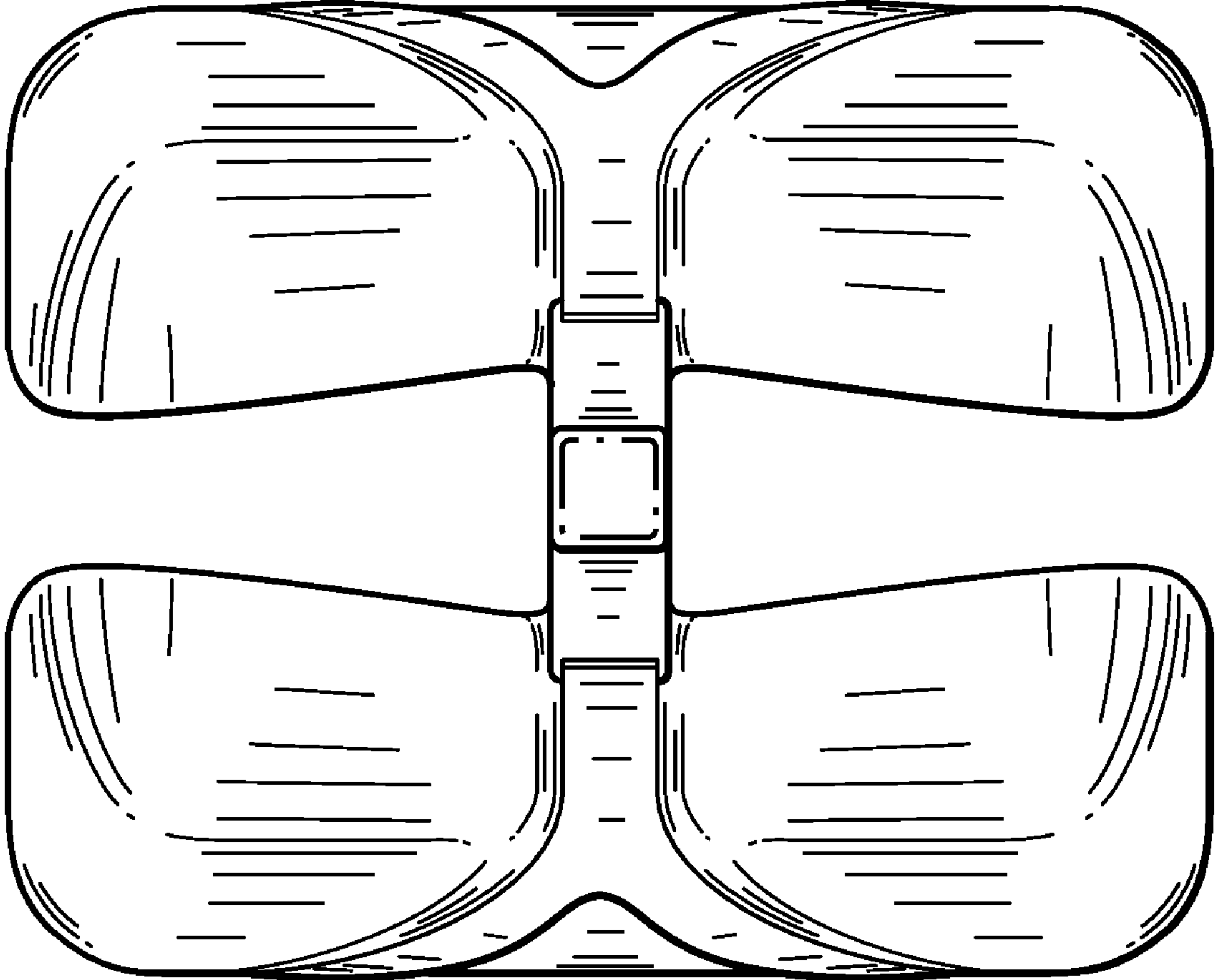


FIG. 2

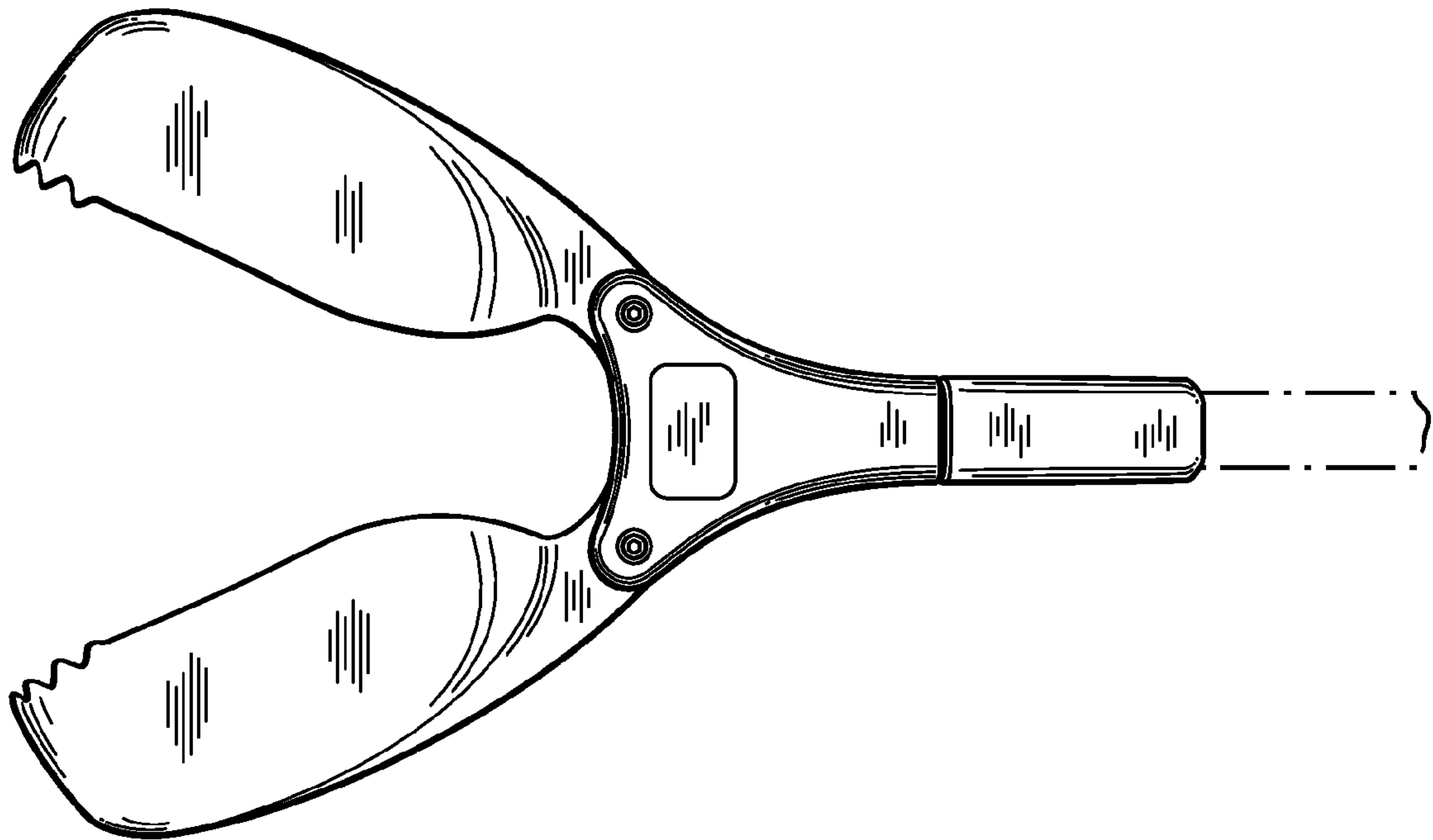


FIG. 3

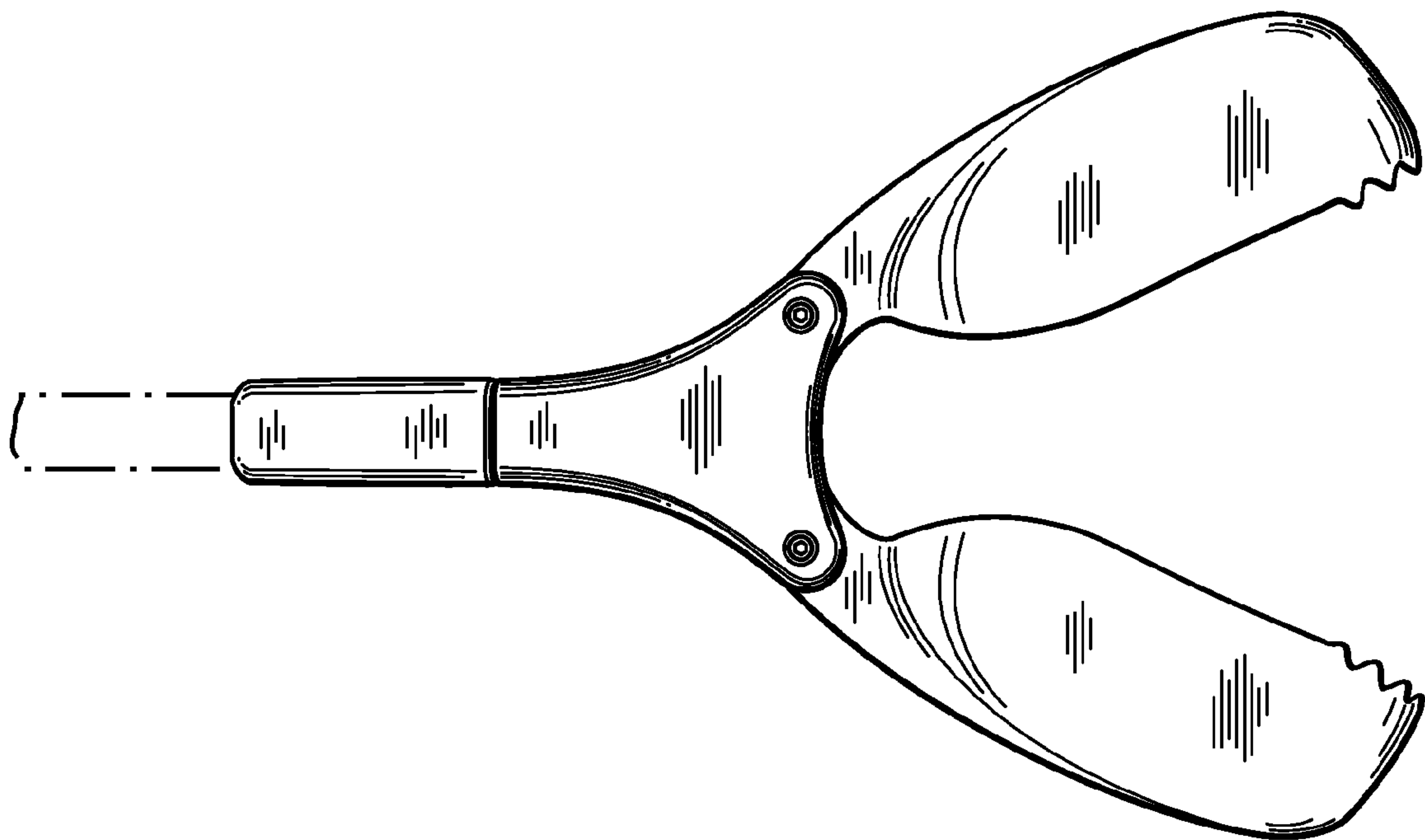


FIG. 4

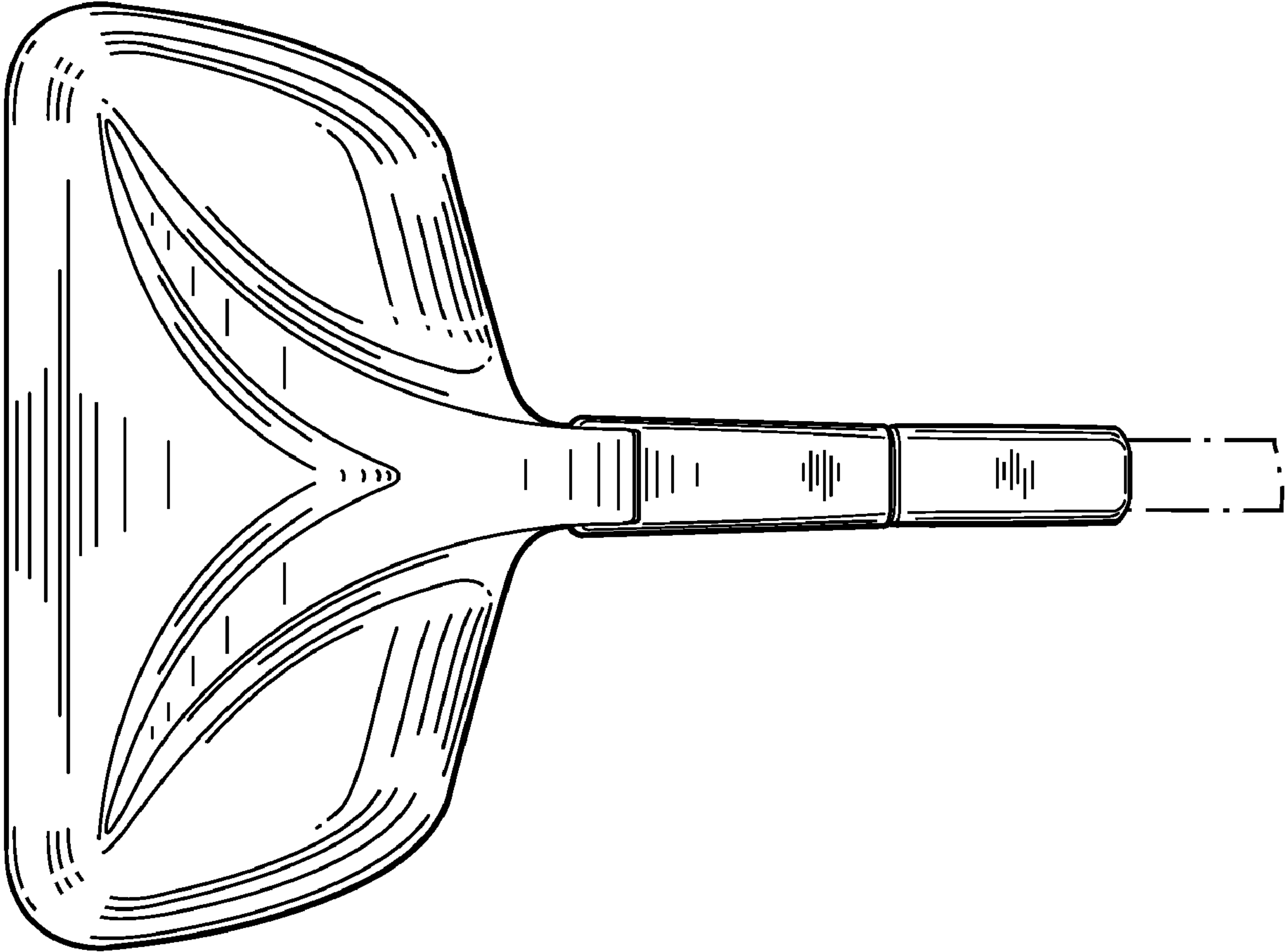


FIG. 5



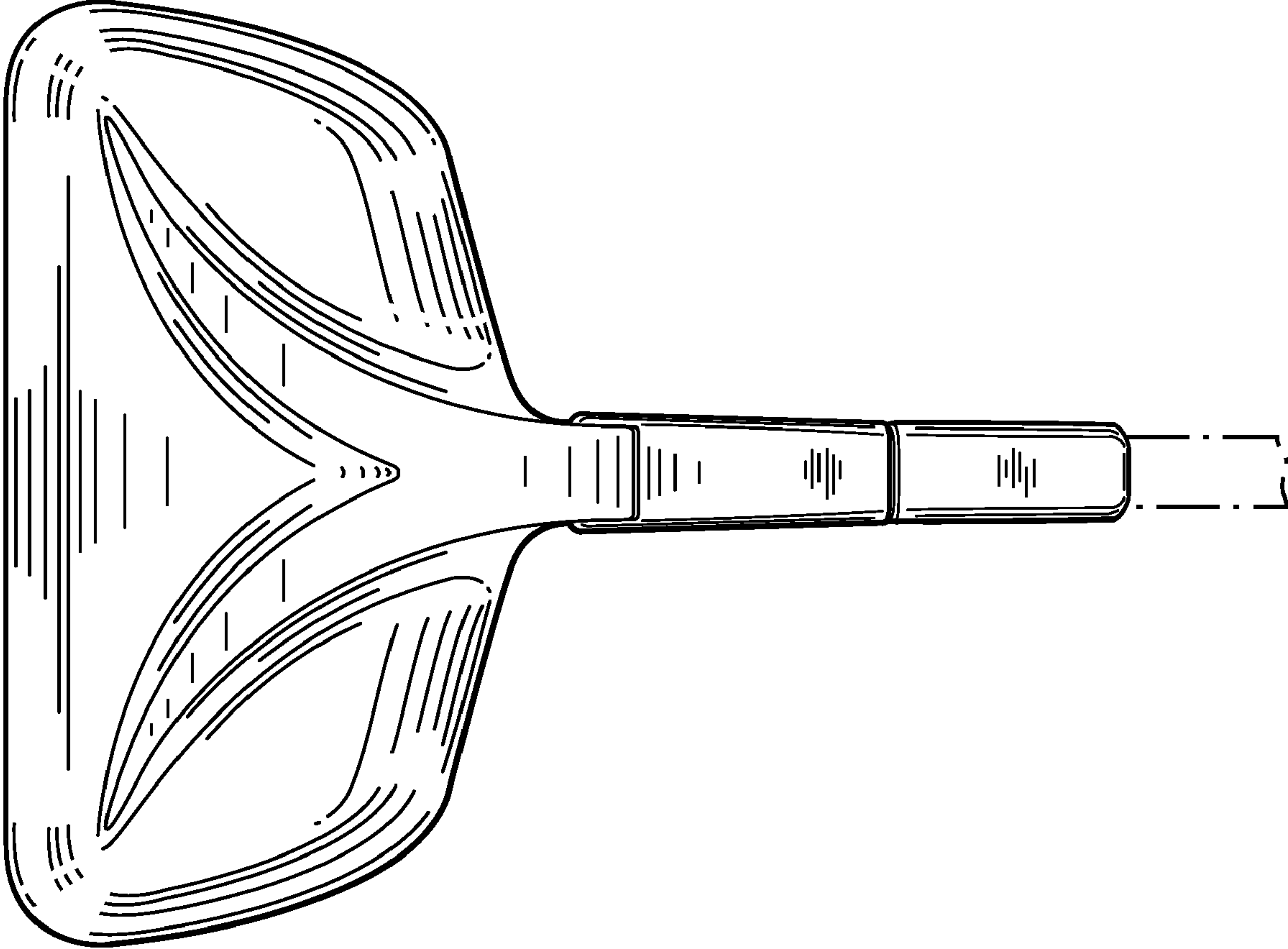


FIG. 6



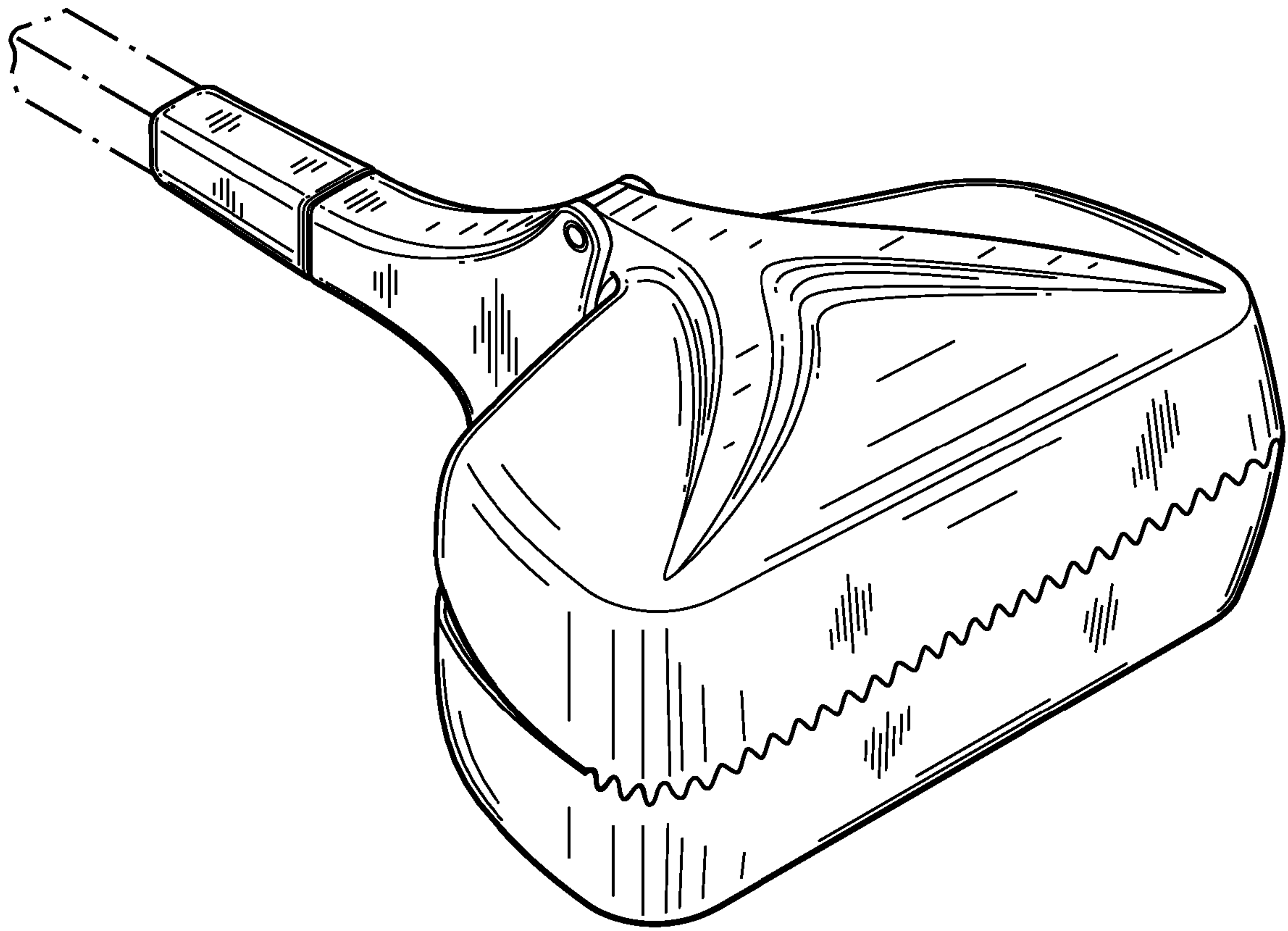


FIG. 7

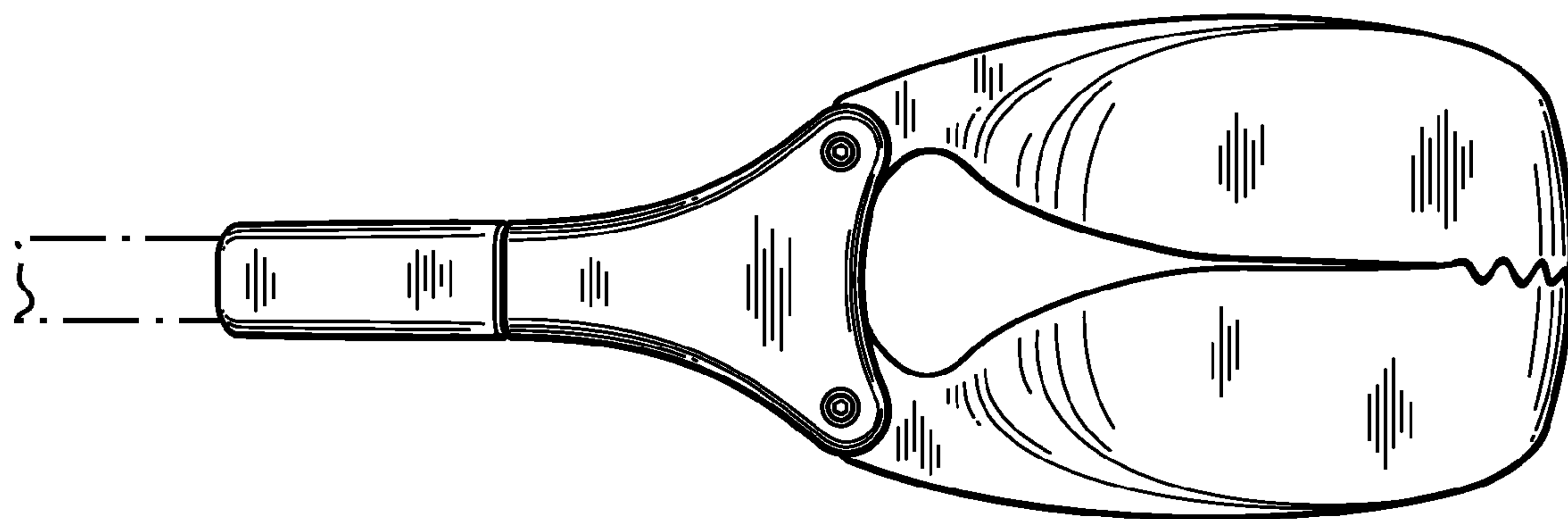


FIG. 8

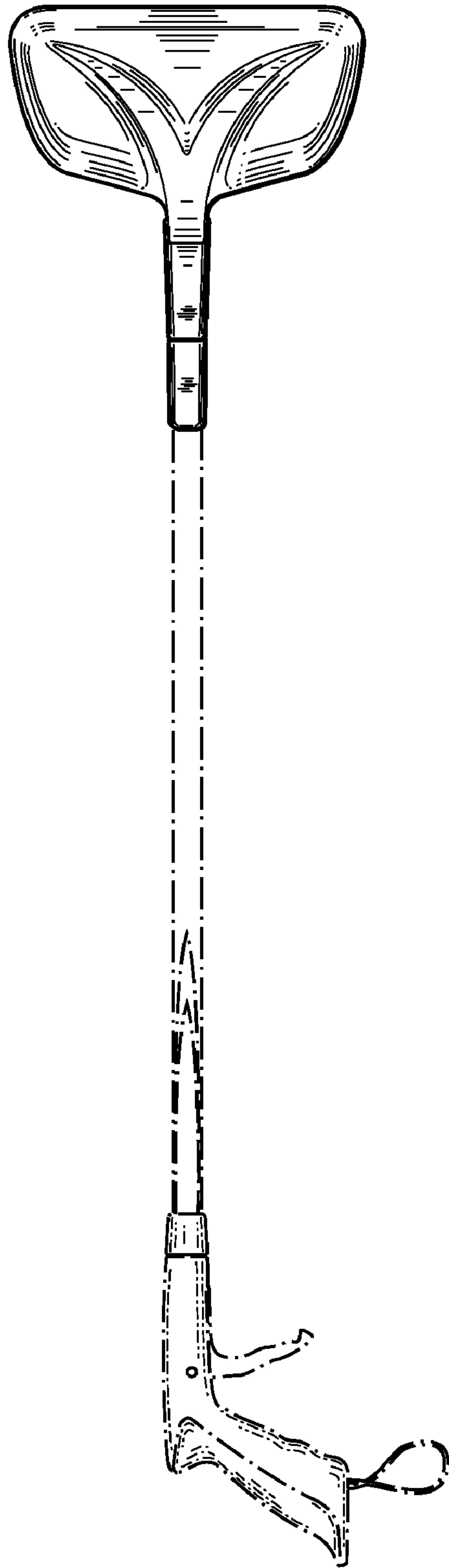


FIG. 9