



US00D623489S

(12) **United States Design Patent**
Powell et al.

(10) **Patent No.:** **US D623,489 S**

(45) **Date of Patent:** **** Sep. 14, 2010**

(54) **UTILITY HOOK**

(76) Inventors: **Robert A. Powell**, 26 Park Hill Cir.,
Lake Saint Louis, MO (US) 63367;
Joyce A. Powell, 26 Park Hill Cir., Lake
Saint Louis, MO (US) 63367

(**) Term: **14 Years**

(21) Appl. No.: **29/314,171**

(22) Filed: **Mar. 10, 2009**

(51) **LOC (9) Cl.** **08-05**

(52) **U.S. Cl.** **D8/14**

(58) **Field of Classification Search** D8/1,
D8/13-14, 70, 88-89, 107, 354, 367; 294/19.1,
294/19.3, 26; 248/301, 304, 214-215
See application file for complete search history.

(56) **References Cited**

U.S. PATENT DOCUMENTS

D311,311 S *	10/1990	Metzger	D8/14
D311,312 S *	10/1990	Morton	D8/14
D325,688 S *	4/1992	Schreib	D8/14
D327,614 S *	7/1992	Banks et al.	D8/14
D376,091 S *	12/1996	Heglin	D8/98
D384,253 S *	9/1997	Patino	D8/14
D459,959 S *	7/2002	Fetterman et al.	D8/14

D507,688 S *	7/2005	Jean	D34/10
7,090,217 B1 *	8/2006	Siron	273/148 R
D566,495 S *	4/2008	Hackmann	D8/74

* cited by examiner

Primary Examiner—Caron Veynar

Assistant Examiner—Abraham Bahta

(74) *Attorney, Agent, or Firm*—Douglas E. Warren

(57) **CLAIM**

The ornamental design for a utility hook, substantially as shown and described herein.

DESCRIPTION

FIG. 1 is a front perspective view of the utility hook showing our new design;

FIG. 2 is a rear perspective view thereof;

FIG. 3 is a front elevation view thereof;

FIG. 4 is a left side elevation view thereof;

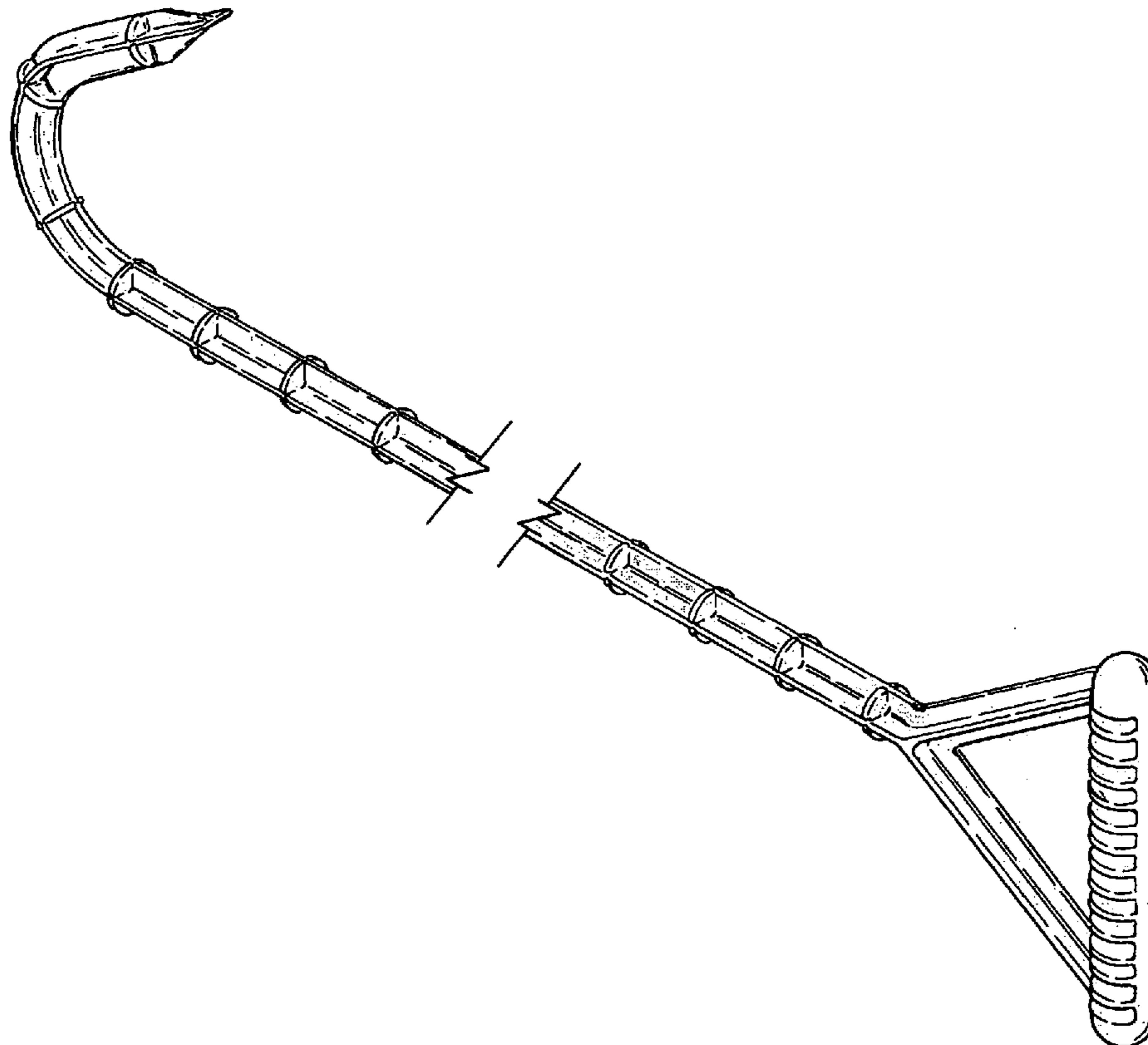
FIG. 5 is a bottom view thereof;

FIG. 6 is a top plan view thereof; and,

FIG. 7 is a right side elevation view thereof.

Portions of the utility hook are shown broken away in FIGS. 1-4 and 7 to indicate no specific length.

1 Claim, 4 Drawing Sheets



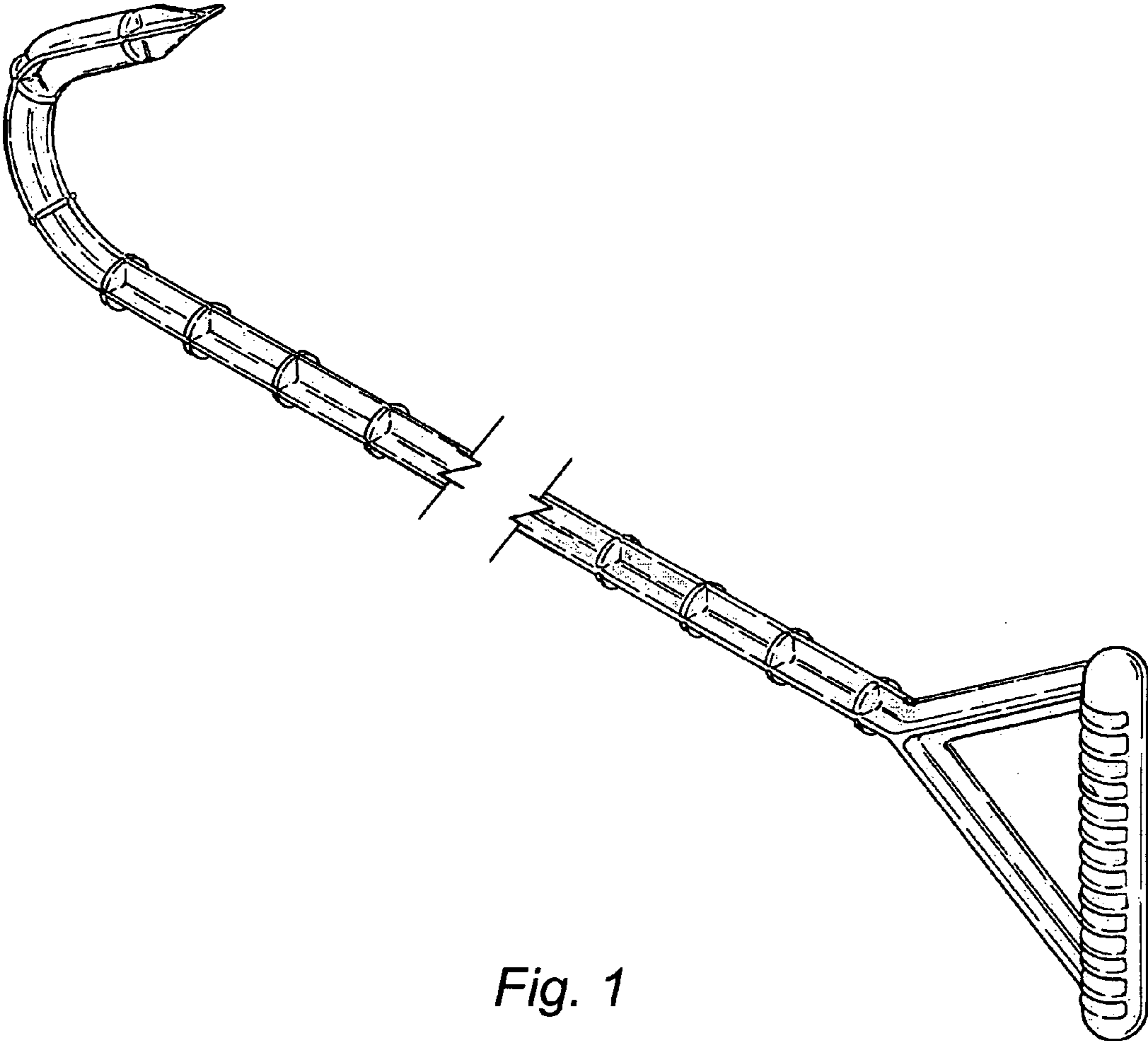


Fig. 1

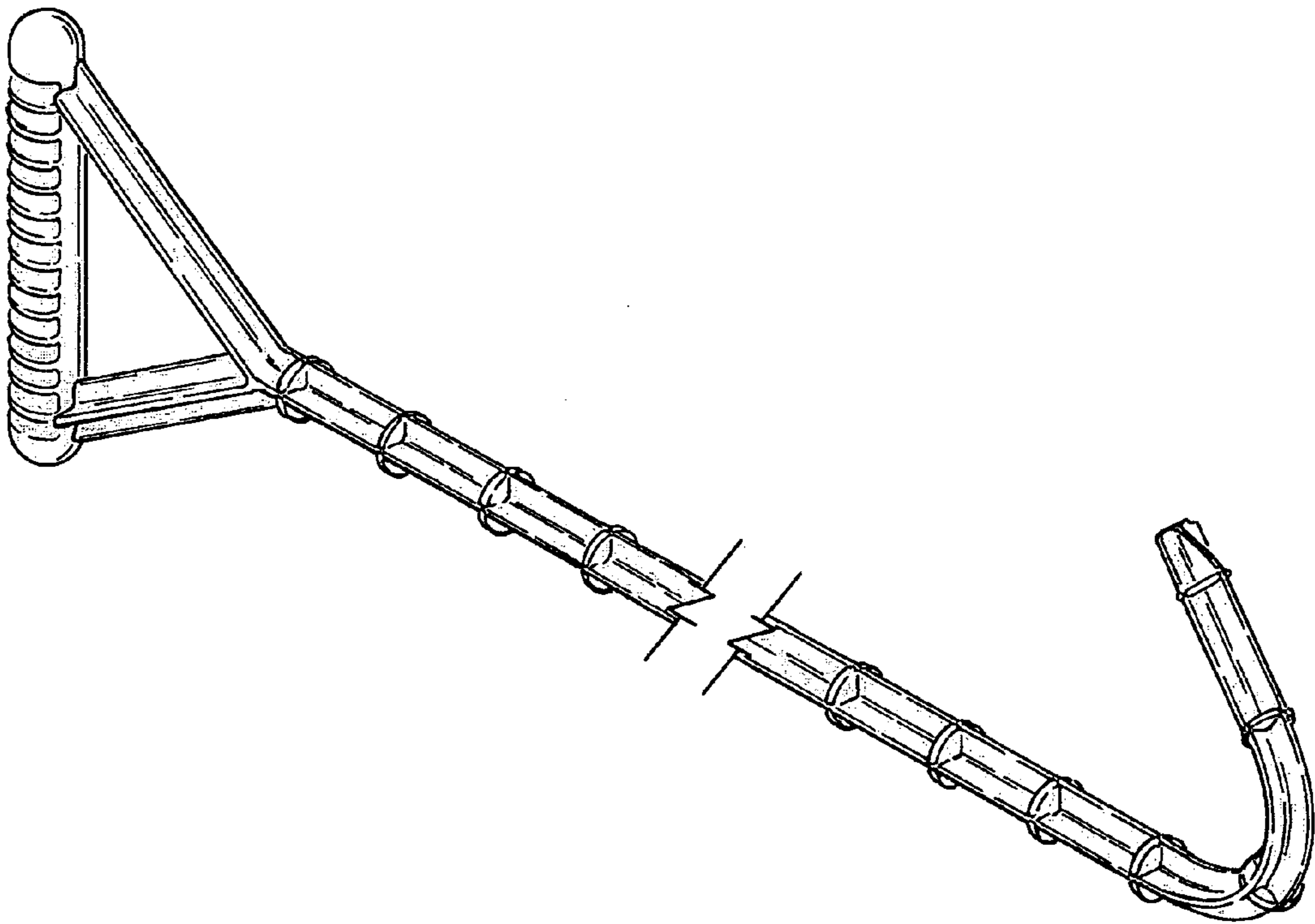


Fig. 2

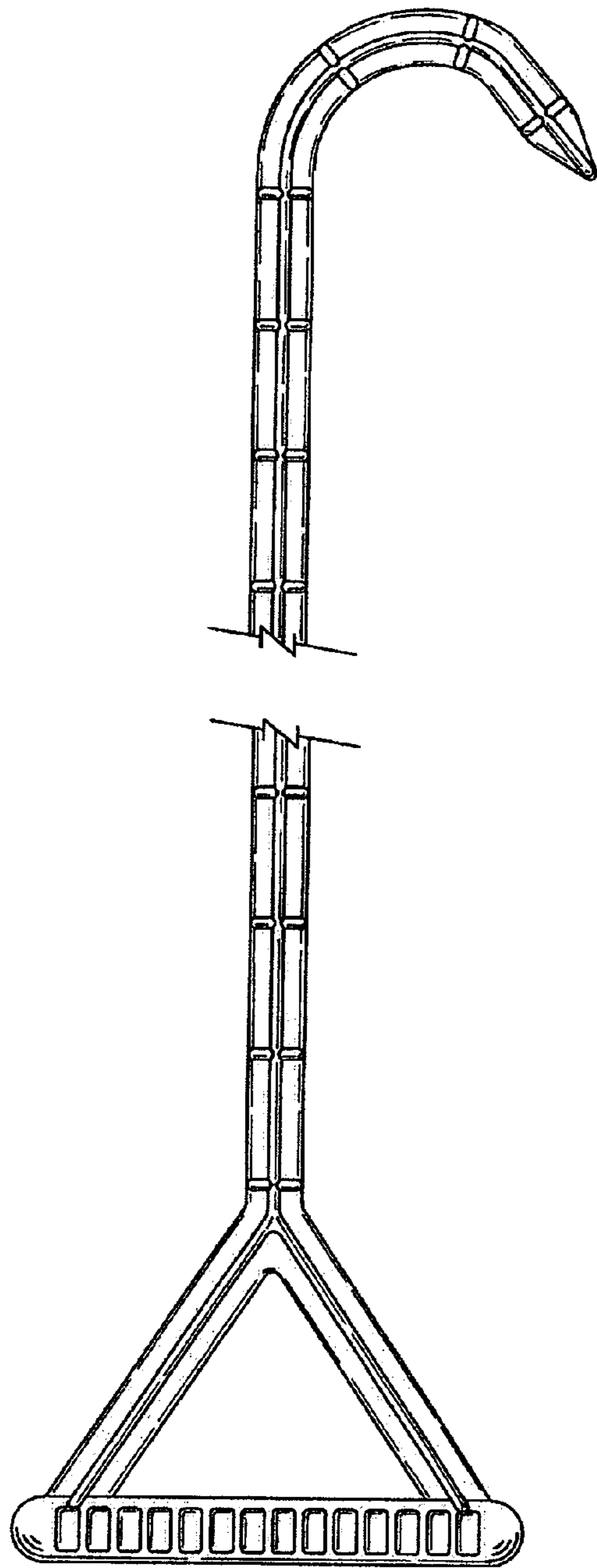


Fig. 3

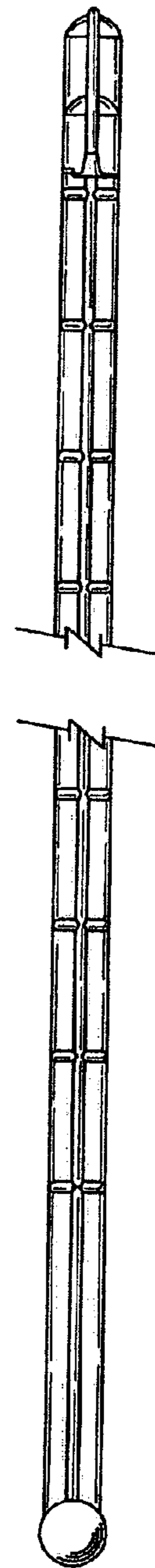


Fig. 4



Fig. 5




Fig. 6

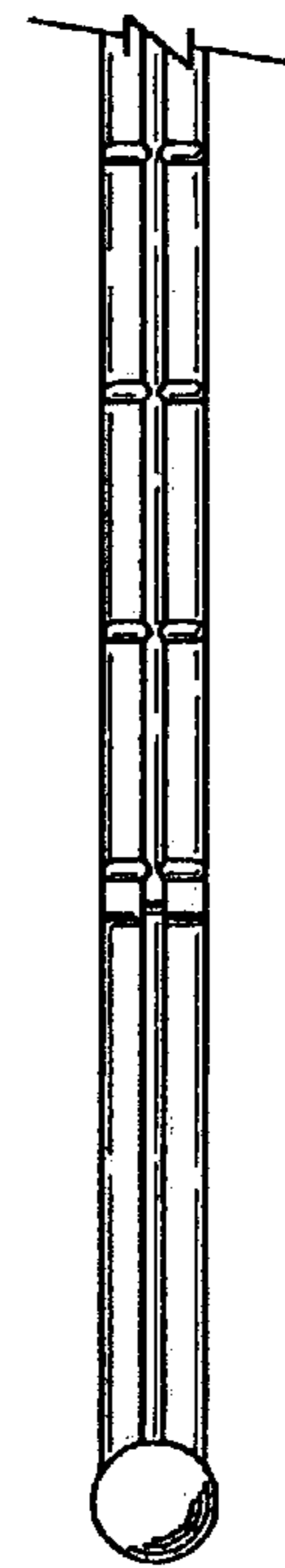
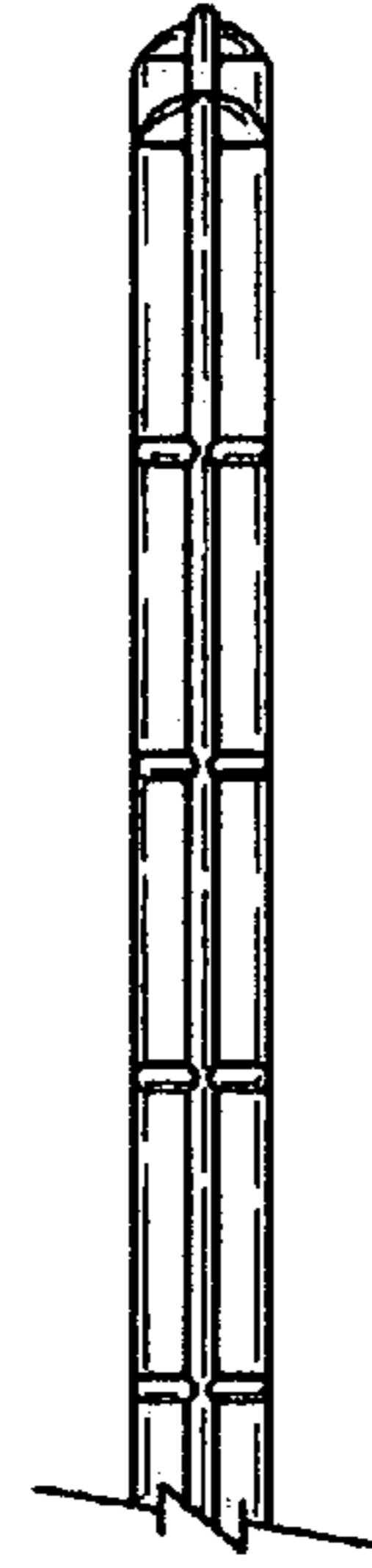


Fig. 7