



US00D623488S

(12) **United States Design Patent**
Randolph et al.

(10) **Patent No.:** **US D623,488 S**

(45) **Date of Patent:** **** Sep. 14, 2010**

(54) **DRAIN SPADE**

(75) Inventors: **David Randolph**, State College, PA (US); **James M. Wagner**, Lewistown, PA (US); **Cloyd R. Shawver**, Lewistown, PA (US); **Martin R. Ehrenzeller, Jr.**, Mifflintown, PA (US); **David L. Gallaway**, Mount Union, PA (US)

(73) Assignee: **Ames True Temper, Inc.**, Camp Hill, PA (US)

(**) Term: **14 Years**

(21) Appl. No.: **29/351,559**

(22) Filed: **Dec. 8, 2009**

(51) **LOC (9) Cl.** **08-01**

(52) **U.S. Cl.** **D8/10**

(58) **Field of Classification Search** D8/10;
D30/162; 209/419; D7/692; 294/49, 55,
294/1.3, 54.5, 51, 53.5

See application file for complete search history.

(56) **References Cited**

U.S. PATENT DOCUMENTS

1,398,666	A	*	11/1921	Beach	209/419
1,675,092	A	*	6/1928	Cipriano	209/419
1,710,204	A	*	4/1929	Cipriano	209/342
4,203,210	A	*	5/1980	Hadlick, Jr.	30/172
D363,862	S	*	11/1995	Lusignan	D8/10
D435,406	S	*	12/2000	Alexander et al.	D8/10
D533,754	S	*	12/2006	Fortier	D8/10
D570,654	S	*	6/2008	Baker	D8/10

D579,288	S	*	10/2008	Baker	D8/10
D585,252	S	*	1/2009	Mullen	D8/7
D601,866	S	*	10/2009	Carroll	D8/10
D601,867	S	*	10/2009	Carroll	D8/10
D602,751	S	*	10/2009	Boies et al.	D8/10
D604,128	S	*	11/2009	Carroll	D8/10
D604,572	S	*	11/2009	Randolph et al.	D8/10
D606,817	S	*	12/2009	Boies	D8/10
D617,615	S	*	6/2010	Randolph et al.	D8/10
D617,616	S	*	6/2010	Randolph et al.	D8/10

* cited by examiner

Primary Examiner—Holly H Baynham

Assistant Examiner—Sheryl Lane

(74) *Attorney, Agent, or Firm*—Ecker Seamans Cherin & Mellott, LLC; David C. Jenkins, Esq.

(57) **CLAIM**

The ornamental design for a drain spade, as shown and described.

DESCRIPTION

FIG. 1 is an isometric view of a drain spade;

FIG. 2 is a top side view of a drain spade;

FIG. 3 is a bottom side view of a drain spade;

FIG. 4 is a back side view of a drain spade;

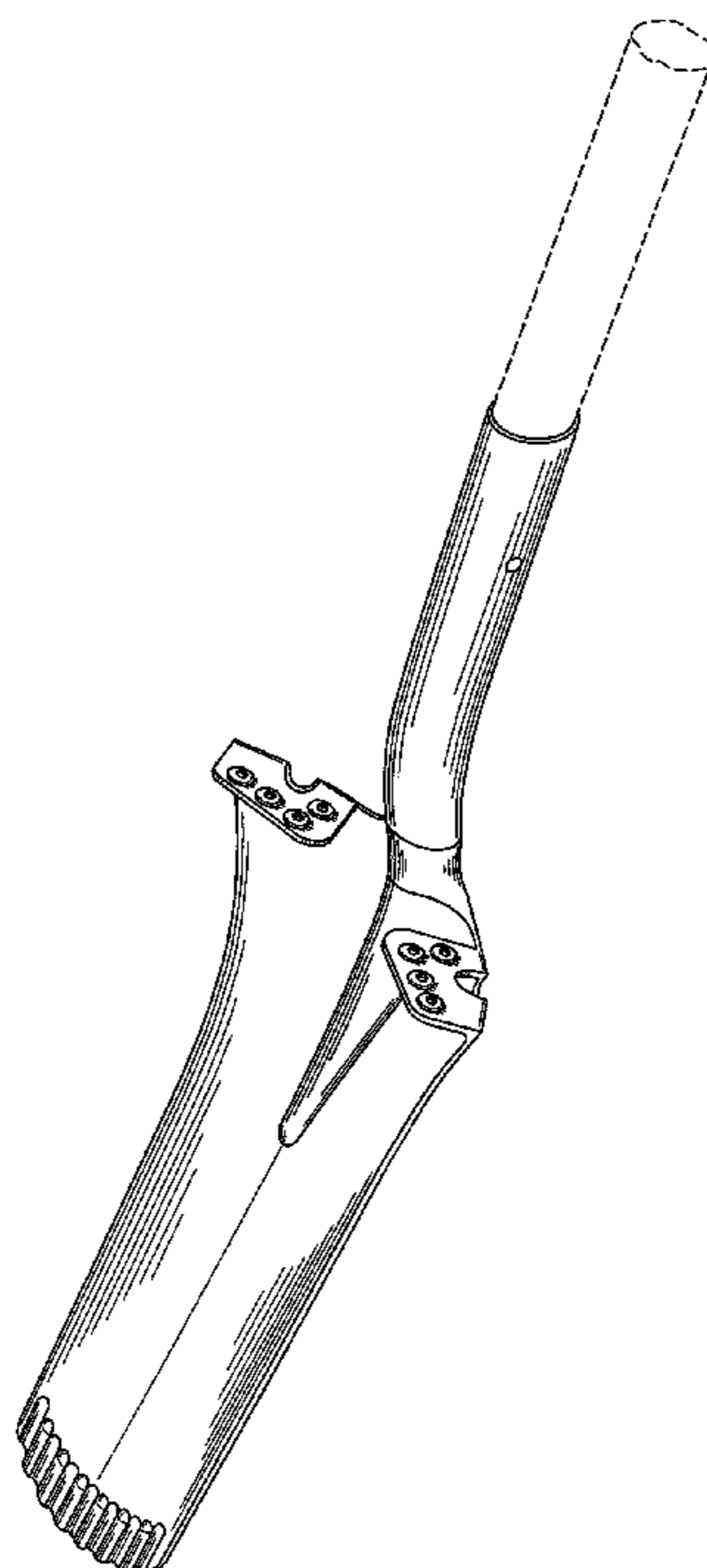
FIG. 5 is a front side view of a drain spade;

FIG. 6 is a right side view of a drain spade; and,

FIG. 7 is a left side view of a drain spade.

The broken line showing of the spade is for the purpose of showing portions of the article and forms no part of the claimed design.

1 Claim, 5 Drawing Sheets



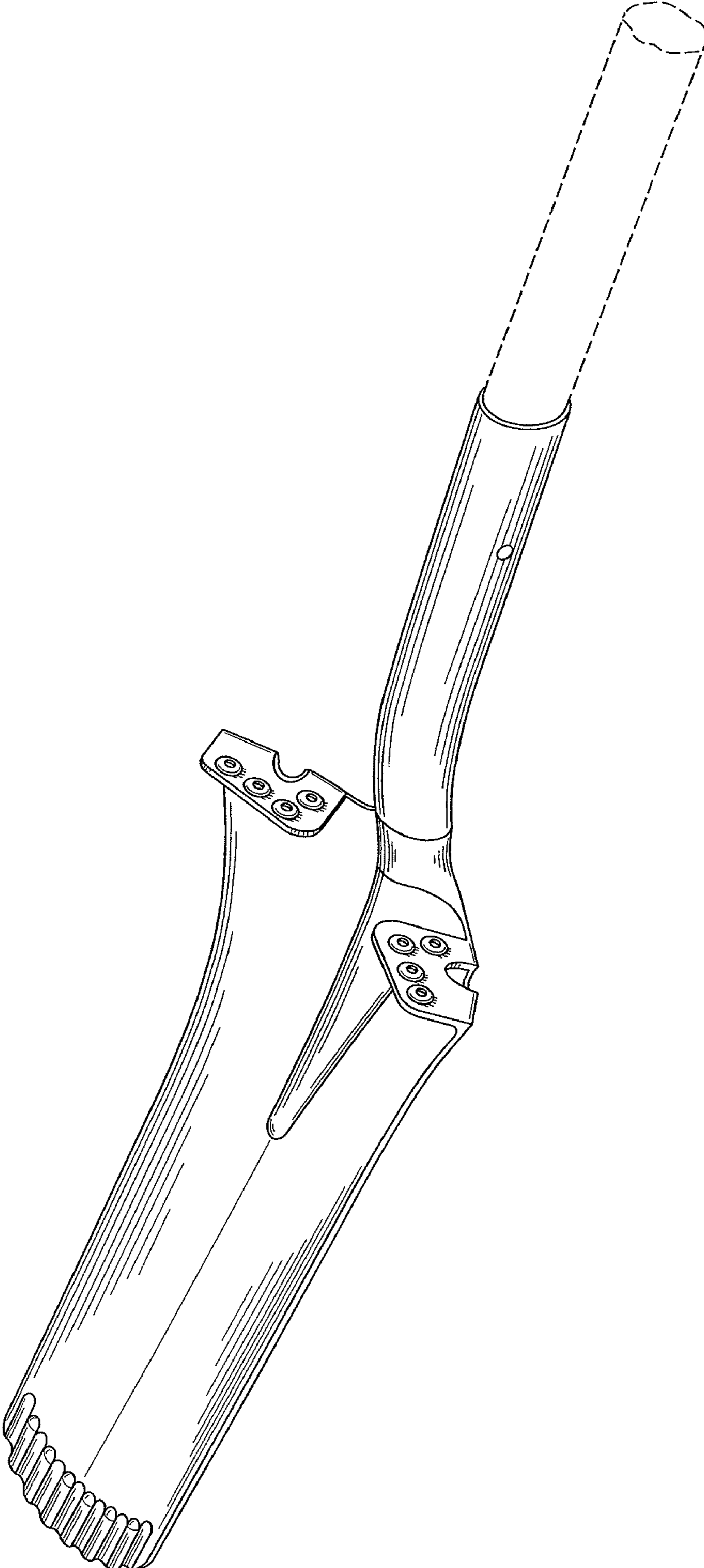


FIG. 1

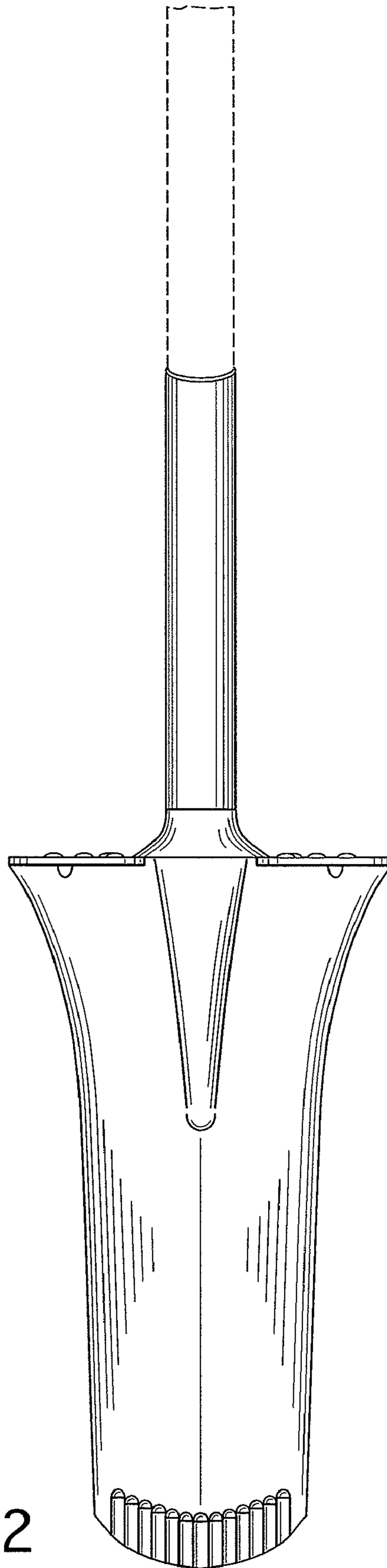


FIG. 2

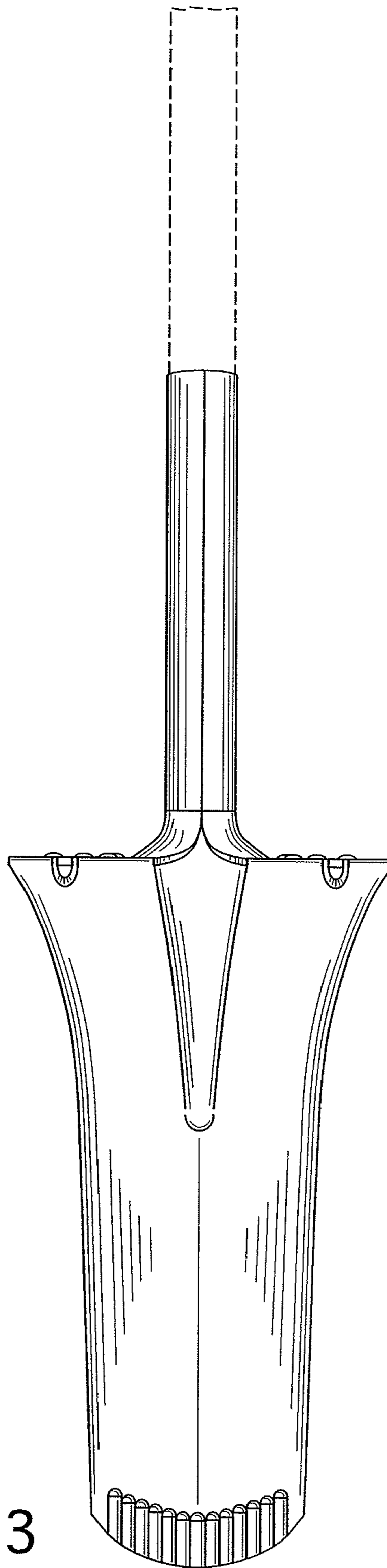


FIG. 3

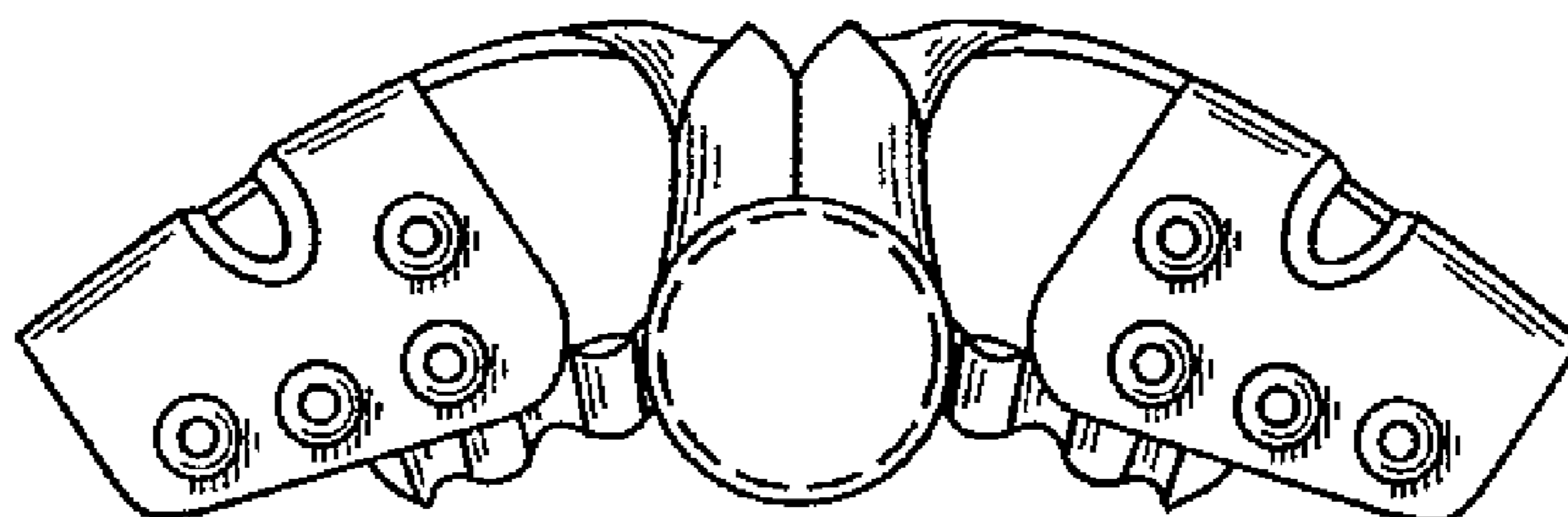


FIG. 4

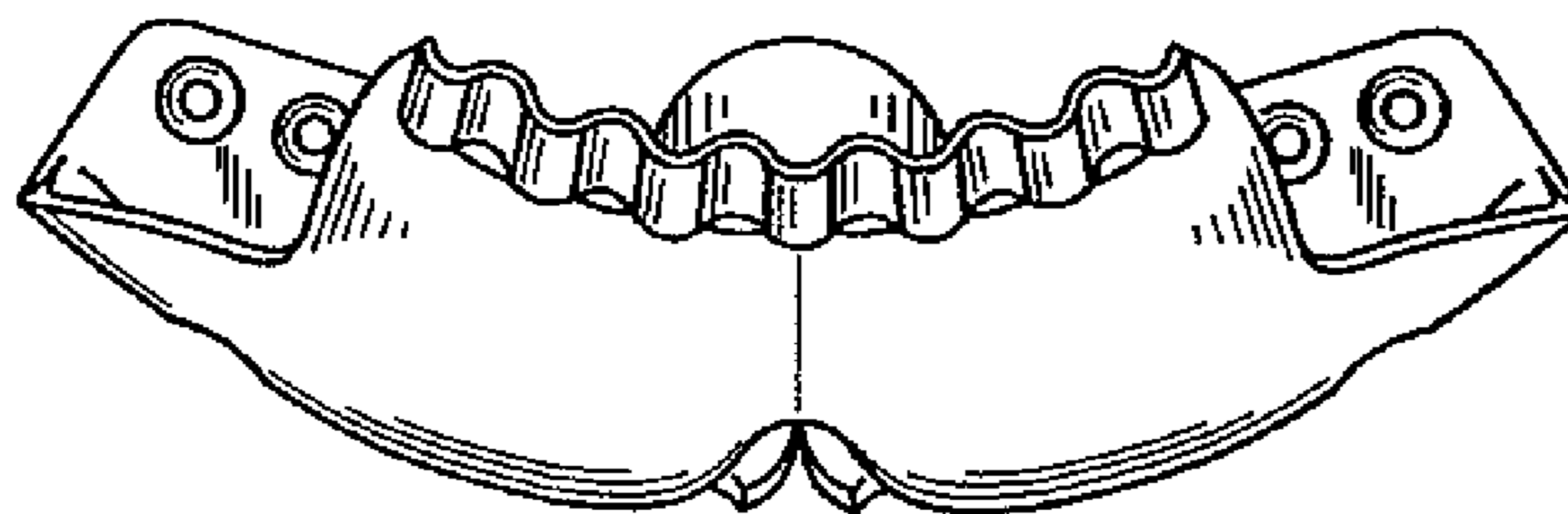


FIG. 5

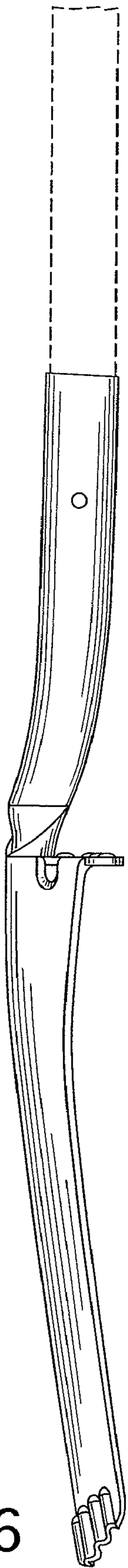


FIG. 6



FIG. 7