



US00D623487S

(12) **United States Design Patent**
Tinius

(10) **Patent No.:** **US D623,487 S**
(45) **Date of Patent:** **** Sep. 14, 2010**

(54) **HEDGE SAW**

(75) Inventor: **Michael Tinius**, Ulm (DE)

(73) Assignee: **Andreas Stihl AG & Co. KG**,
Waiblingen (DE)

(**) Term: **14 Years**

(21) Appl. No.: **29/341,915**

(22) Filed: **Aug. 14, 2009**

(30) **Foreign Application Priority Data**

Feb. 16, 2009 (EM) 001094262-0006

(51) **LOC (9) Cl.** **08-01**

(52) **U.S. Cl.** **D8/8**

(58) **Field of Classification Search** D8/7,
D8/8, 9; 30/208, 276, 228, 382, 383, 216;
56/12.7, 233-237

See application file for complete search history.

(56) **References Cited**

U.S. PATENT DOCUMENTS

D372,407 S *	8/1996	Haneda et al.	D8/8
D460,667 S *	7/2002	Waldron	D8/8
D462,882 S *	9/2002	Evans	D8/8
D463,228 S *	9/2002	Cooper	D8/8
D463,229 S *	9/2002	Gabriel	D8/8

D468,600 S *	1/2003	Evans	D8/8
D505,602 S *	5/2005	Houghton	D8/8
D522,818 S *	6/2006	Andriolo	D8/8
D543,805 S *	6/2007	Houghton	D8/8
D560,983 S *	2/2008	Tinius	D8/8
D580,238 S *	11/2008	Murray	D8/8
D580,239 S *	11/2008	Murray	D8/8
D580,240 S *	11/2008	Murray	D8/8
D582,225 S *	12/2008	Bochmann et al.	D8/8

* cited by examiner

Primary Examiner—Holly H Baynham

Assistant Examiner—Sheryl Lane

(74) *Attorney, Agent, or Firm*—McGuirewoods LLP


(57) **CLAIM**

I claim the ornamental design for a hedge saw, as shown and described.

DESCRIPTION

FIG. 1 is a left side perspective view of the hedge saw;
FIG. 2 is a right side view of the hedge saw shown in FIG. 1;
FIG. 3 is a front view of the hedge saw shown in FIG. 1;
FIG. 4 is a back view of the hedge saw shown in FIG. 1;
FIG. 5 is a top view of the hedge saw shown in FIG. 1; and,
FIG. 6 is a bottom view of the hedge saw shown in FIG. 1.

1 Claim, 5 Drawing Sheets



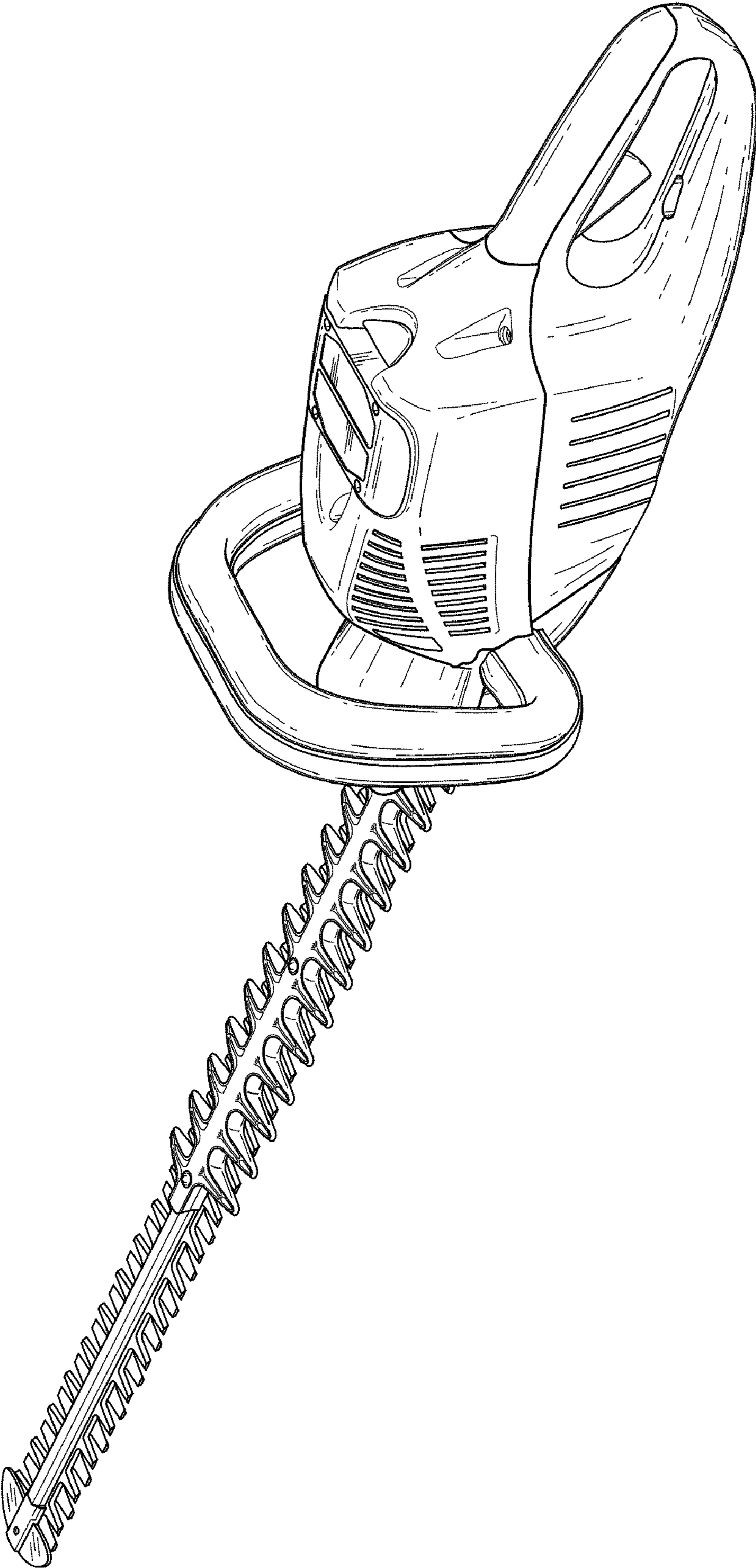


FIG. 1

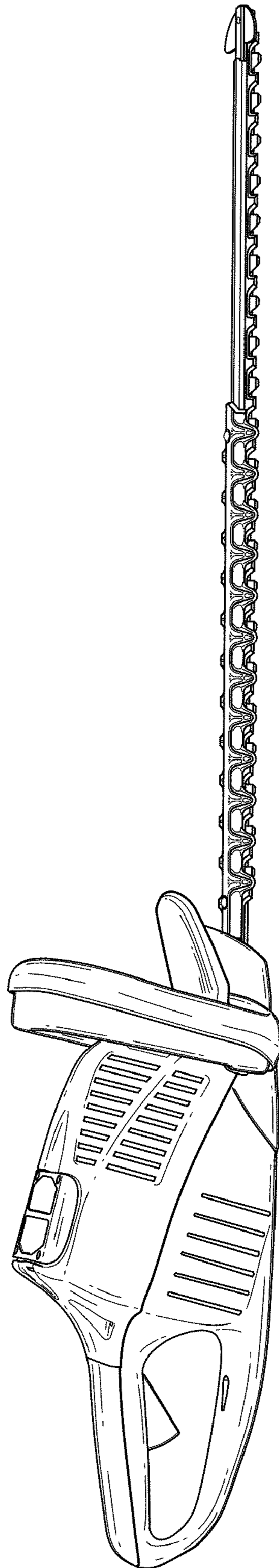


FIG. 2

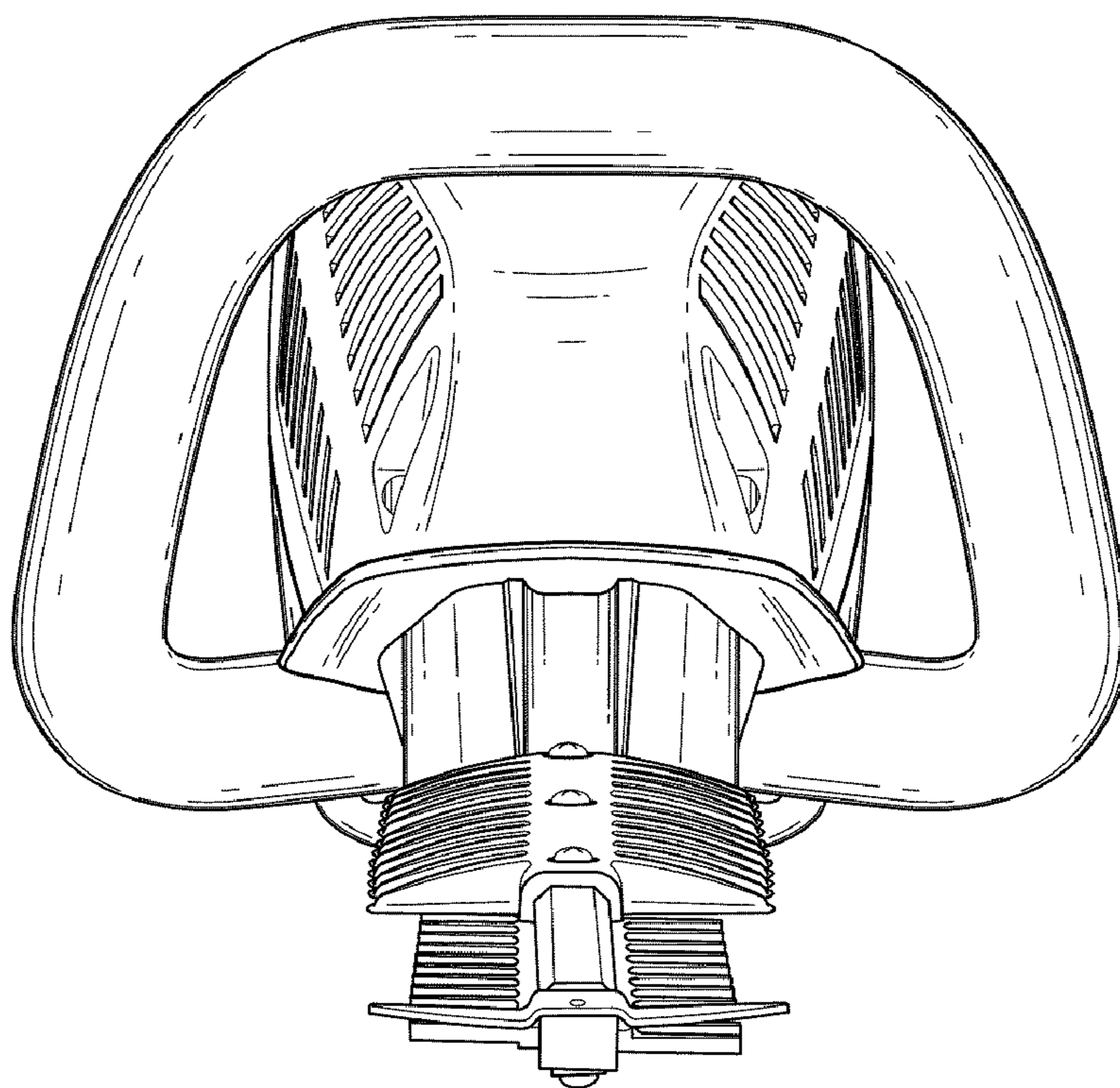


FIG. 3

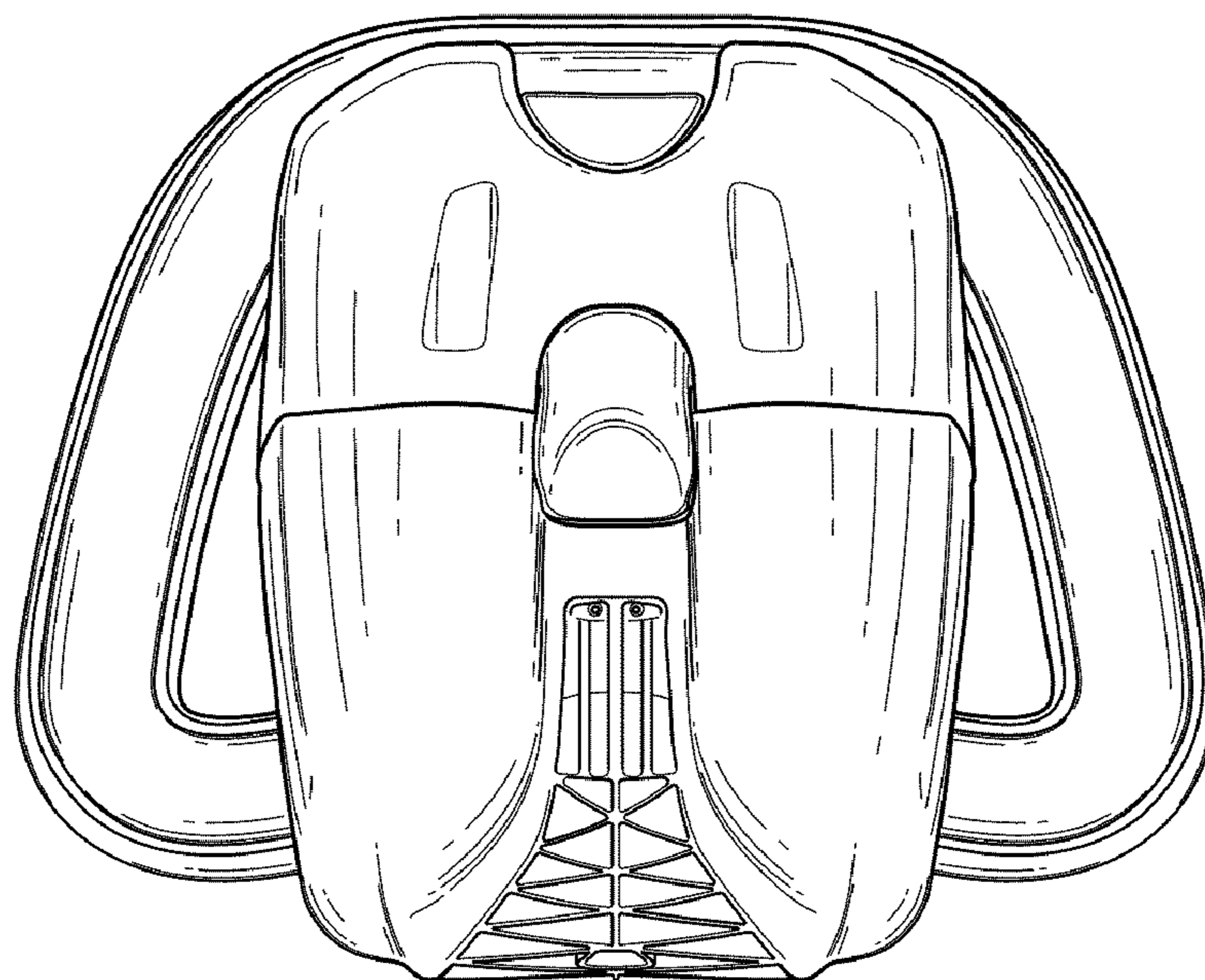


FIG. 4

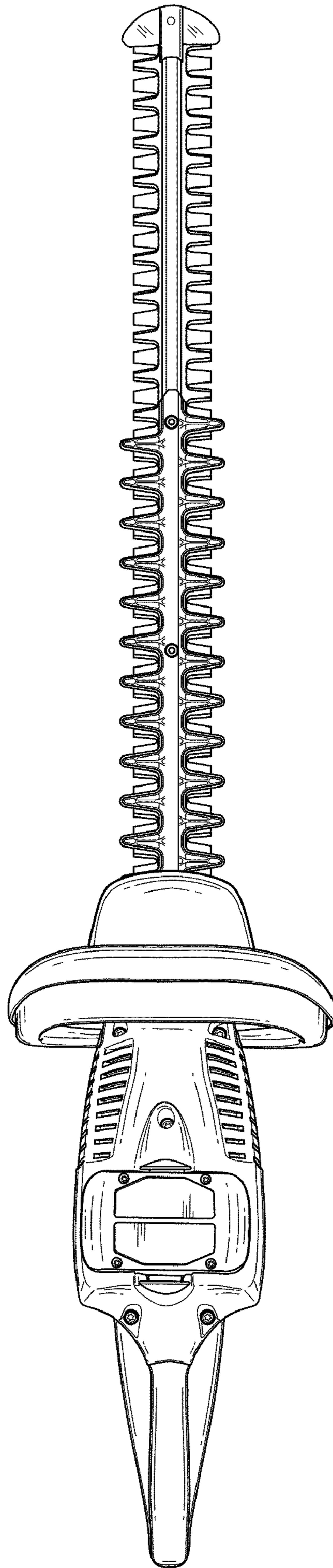


FIG. 5

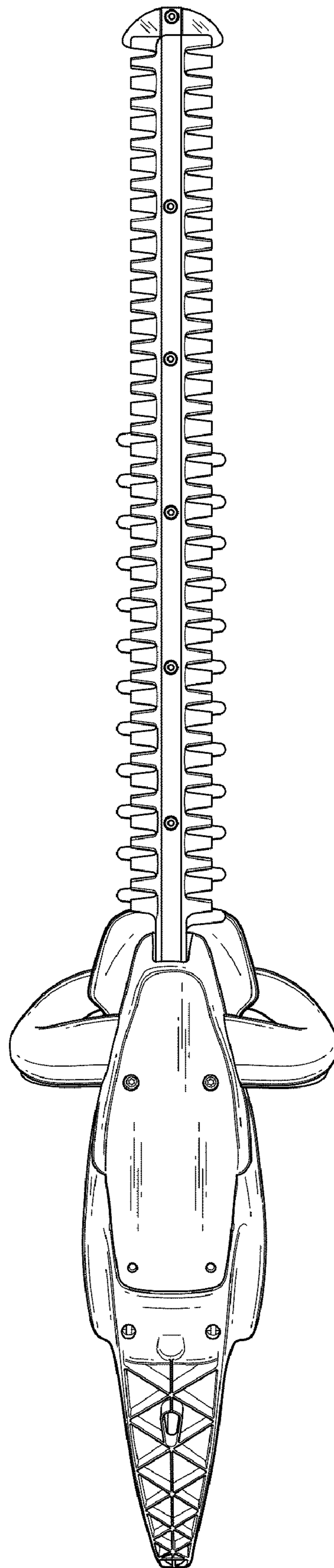


FIG. 6