

US00D623457S

(12) **United States Design Patent**
Chen

(10) **Patent No.:** **US D623,457 S**

(45) **Date of Patent:** **** Sep. 14, 2010**

(54) **SUPPORTING FRAME FOR CUPS AND CUP-LIKE OBJECT**

(76) **Inventor:** **Fang-Yin Chen**, 235 Chung-Ho Box
8-24, Taipei (TW)

(**) **Term:** **14 Years**

(21) **Appl. No.:** **29/336,337**

(22) **Filed:** **May 1, 2009**

(51) **LOC (9) Cl.** **06-13**

(52) **U.S. Cl.** **D6/566; D7/620**

(58) **Field of Classification Search** D7/620,
D7/619.1-625, 701-708; D6/417, 535, 552,
D6/556, 566; 47/47, 41.14; 211/74; D21/456;
D19/86

See application file for complete search history.

(56) **References Cited**

U.S. PATENT DOCUMENTS

2,186,508	A *	1/1940	Tremmel	40/659
2,506,321	A *	5/1950	Vosburgh	248/153
D215,557	S *	10/1969	Noren	D7/620
D231,296	S *	4/1974	Morris	D6/556
D259,375	S *	6/1981	Mastrud et al.	D7/704
D361,449	S *	8/1995	Rittenberg	D6/462
5,494,306	A *	2/1996	Adamson et al.	280/33.992
D372,937	S *	8/1996	Anders	D19/65
D378,265	S *	3/1997	Vicard et al.	D7/619.1
D402,161	S *	12/1998	Fischer, Jr.	D7/620

D461,372	S *	8/2002	Geatti	D7/620
6,457,691	B1 *	10/2002	Kao	248/311.2
D470,726	S *	2/2003	Kautzky et al.	D7/620
D534,397	S *	1/2007	Burch	D7/620
D538,608	S *	3/2007	Goodman et al.	D7/704
D566,480	S *	4/2008	Lawler	D7/620
D574,670	S *	8/2008	Grady	D7/620
D610,384	S *	2/2010	Chen	D6/566
2004/0216372	A1 *	11/2004	Voogt	47/39

* cited by examiner

Primary Examiner—Charles A Rademaker

Assistant Examiner—Carissa C Fitts

(57) **CLAIM**

The ornamental design for a supporting frame for cups and cup-like object, as shown and described.

DESCRIPTION

FIG. 1 is a perspective view of a supporting frame for cups and cup-like objects showing my new design

FIG. 2 is a front elevational view thereof

FIG. 3 is a rear elevational view thereof.

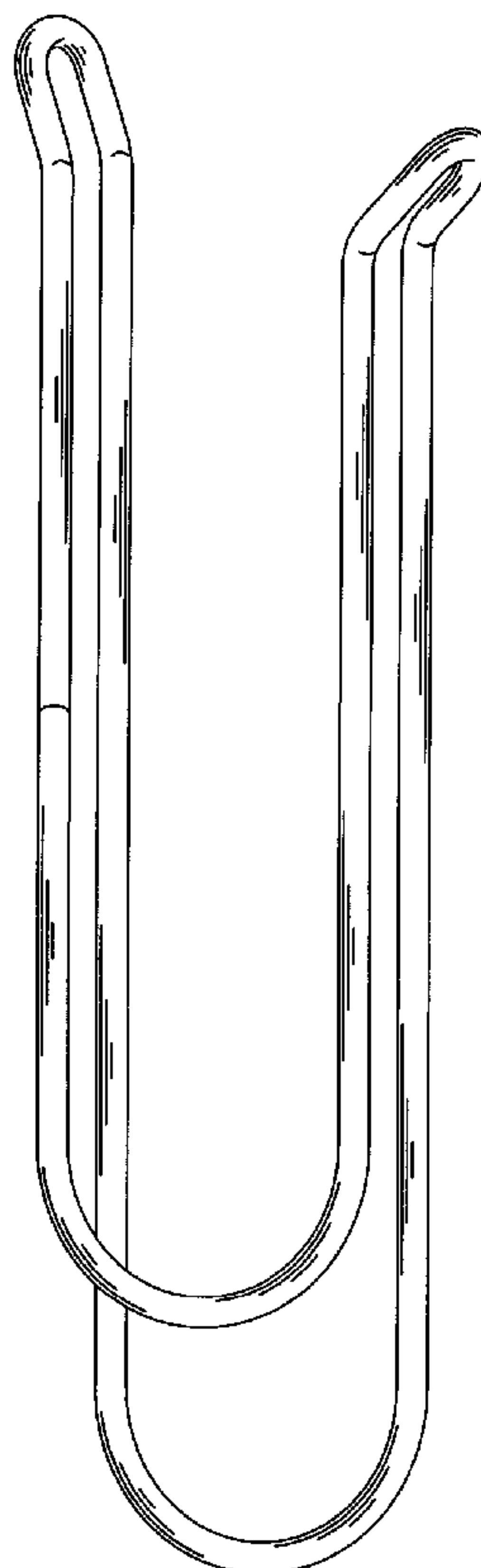
FIG. 4 is a left side view thereof

FIG. 5 is a right side view thereof

FIG. 6 is a top plan view thereof; and,

FIG. 7 is a bottom plan view thereof.

1 Claim, 4 Drawing Sheets



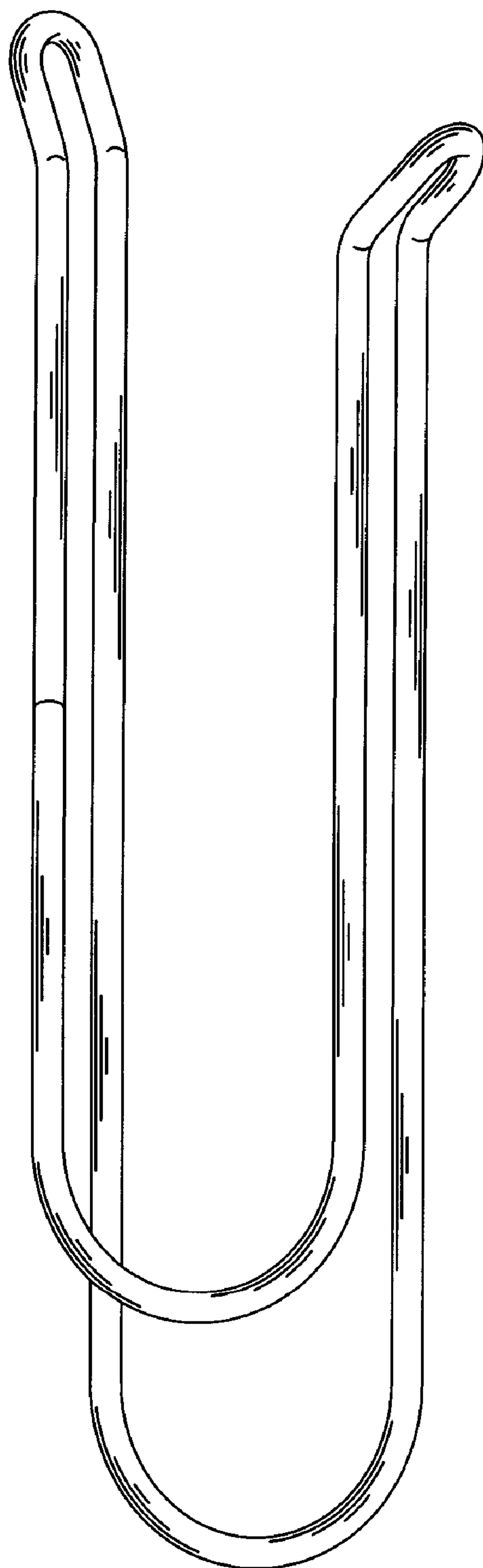


FIG. 1

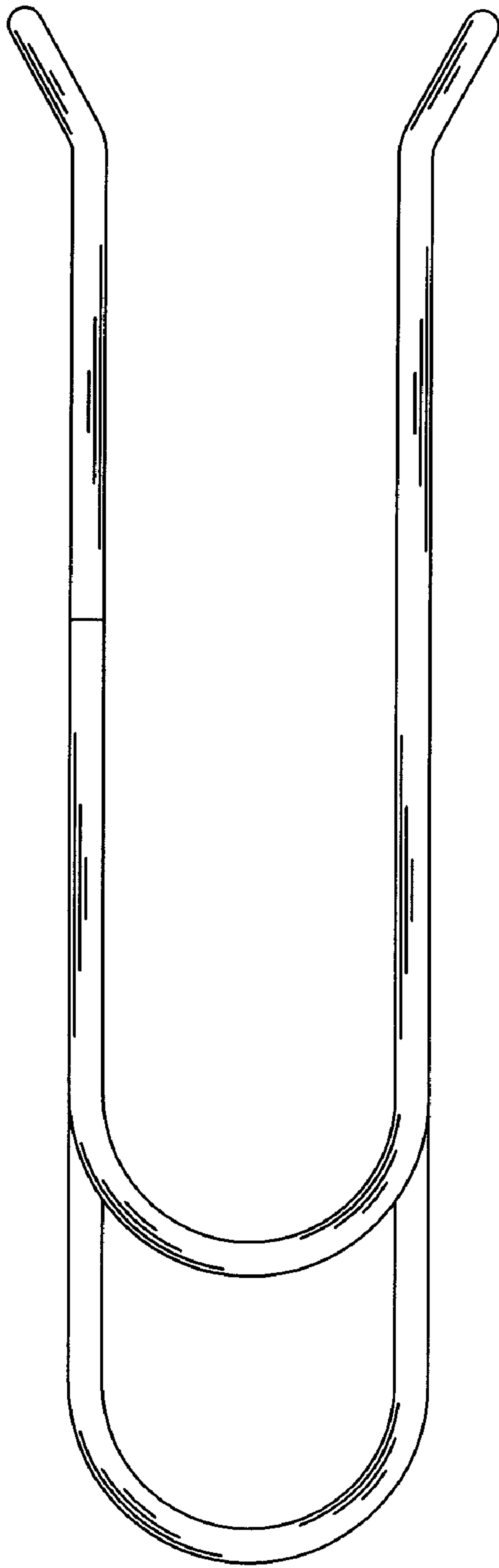


FIG. 2

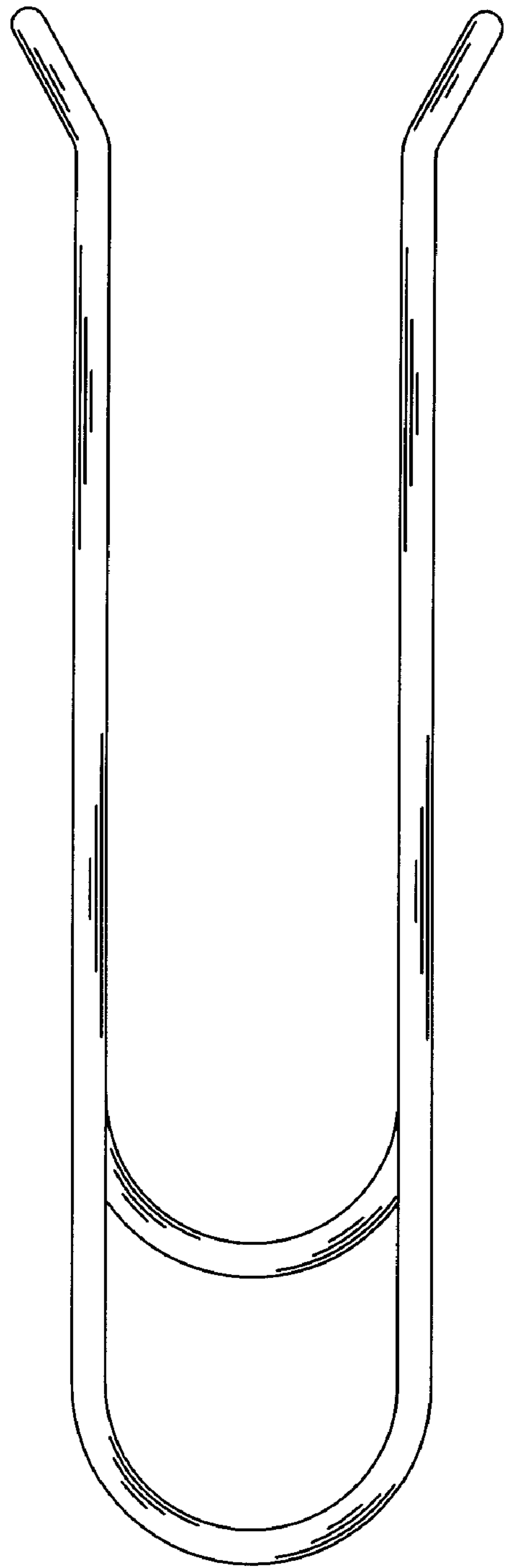


FIG. 3




FIG. 4




FIG. 5




FIG. 6




FIG. 7