



US00D623451S

(12) **United States Design Patent**
Gehring et al.

(10) **Patent No.:** **US D623,451 S**

(45) **Date of Patent:** **** Sep. 14, 2010**

(54) **WIPES CONTAINER**

(75) Inventors: **Debra Gay Gehring**, Cincinnati, OH (US); **Sarah Louise Thielman**, Cincinnati, OH (US)

(73) Assignee: **The Procter & Gamble Company**, Cincinnati, OH (US)

(**) Term: **14 Years**

(21) Appl. No.: **29/342,848**

(22) Filed: **Sep. 2, 2009**

(51) **LOC (9) Cl.** **20-02**

(52) **U.S. Cl.** **D6/518**

(58) **Field of Classification Search** D6/518-523;
206/389, 390, 395; 221/282-283; 312/34.8;
242/570, 560, 590, 597.7, 598; D9/516,
D9/549, 423; D3/294, 318

See application file for complete search history.

(56) **References Cited**

U.S. PATENT DOCUMENTS

- D496,964 S * 10/2004 Thompson et al. D6/518
- D520,277 S * 5/2006 Smiley et al. D6/518
- D545,097 S * 6/2007 Schlaupitz et al. D6/518
- D546,602 S * 7/2007 Chasid et al. D6/518
- D564,812 S * 3/2008 Tomic et al. D6/518

- D579,702 S * 11/2008 McArdle D6/515
- D598,687 S * 8/2009 Serfaty D6/518
- D611,282 S * 3/2010 Gehring et al. D6/518

* cited by examiner

Primary Examiner—Brian N Vinson

(74) *Attorney, Agent, or Firm*—John G. Powell

(57) **CLAIM**

The ornamental design for a wipes container, as shown and described.

DESCRIPTION

FIG. 1 is a perspective view of a wipes container showing my new design;

FIG. 2 is a front elevational view thereof;

FIG. 3 is a rear elevational view thereof;

FIG. 4 is a side elevational view thereof;

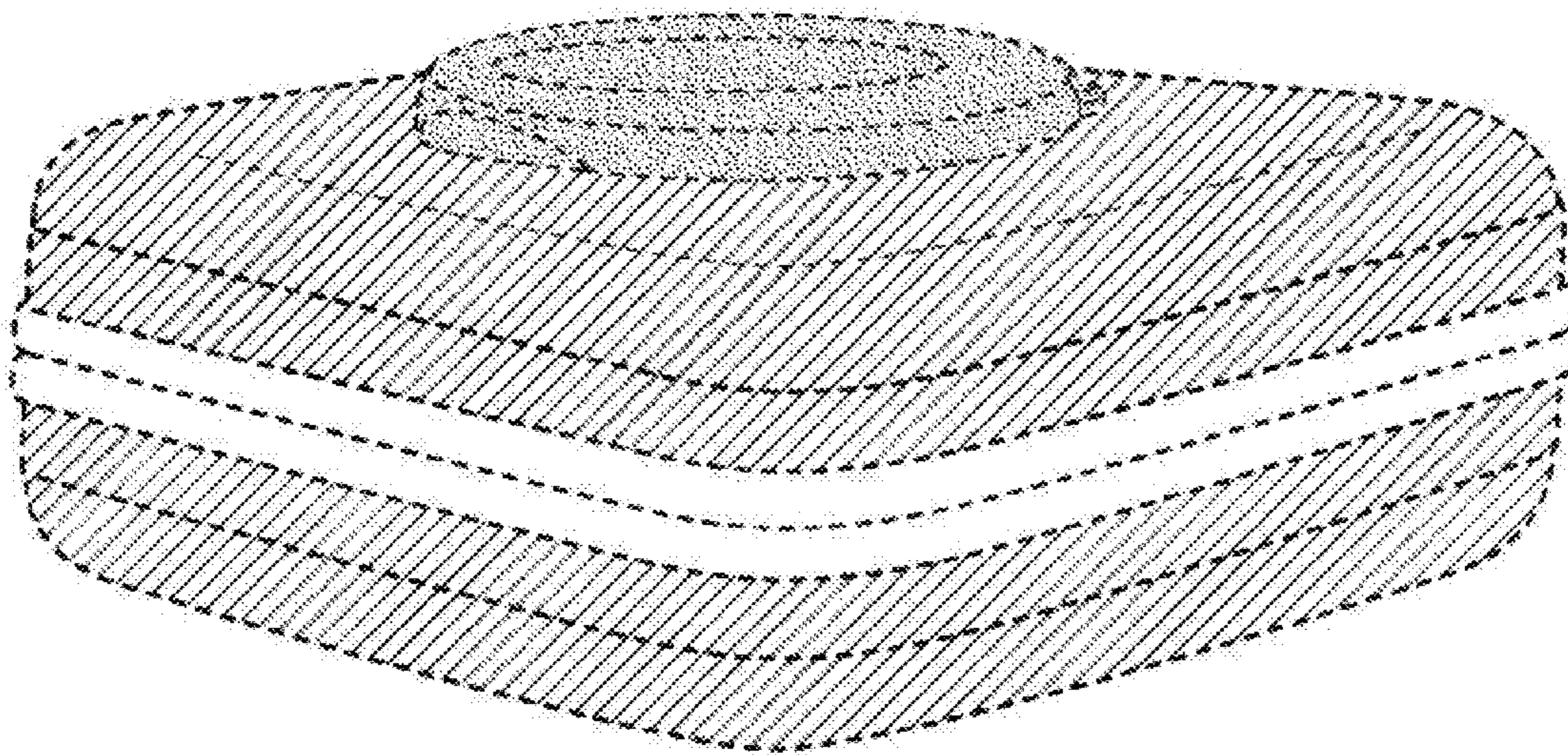
FIG. 5 is an opposite side elevational view thereof;

FIG. 6 is top plan view thereof; and,

FIG. 7 is a bottom plan view thereof.

The stippling and hashing represent regions of contrasting texture and the broken-line disclosure in the views is understood to represent an unclaimed boundary between claimed and unclaimed surfaces.

1 Claim, 3 Drawing Sheets



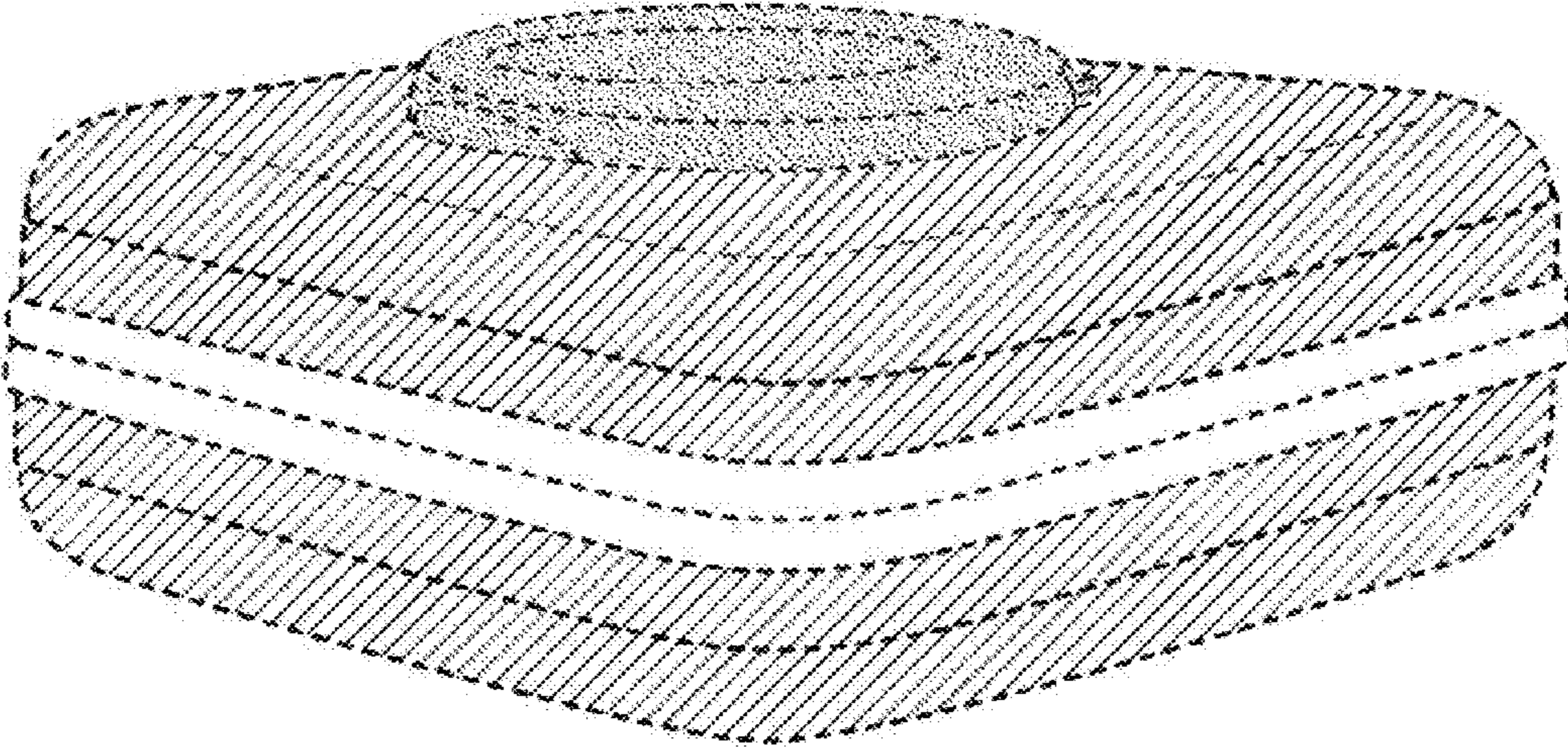


Fig. 1




Fig. 2




Fig. 3




Fig. 4




Fig. 5




Fig. 6




Fig. 7