



US00D623435S

(12) **United States Design Patent**
Najarian

(10) **Patent No.:** **US D623,435 S**

(45) **Date of Patent:** **** Sep. 14, 2010**

(54) **DRESSER**

(76) **Inventor:** **Michael Najarian**, 17560 E. Rowland St., City of Industry, CA (US) 91748

(**) **Term:** **14 Years**

(21) **Appl. No.:** **29/341,212**

(22) **Filed:** **Jul. 31, 2009**

(51) **LOC (9) Cl.** **06-04**

(52) **U.S. Cl.** **D6/446**

(58) **Field of Classification Search** D6/432,
D6/436, 437, 438, 439, 441, 444, 445, 446,
D6/447, 448; 312/114, 138.1, 204, 224,
312/237, 257.1, 278, 279

See application file for complete search history.

(56) **References Cited**

U.S. PATENT DOCUMENTS

- D185,761 S * 7/1959 Lubberts et al. D6/446
- D216,899 S * 3/1970 Szirmay D6/446
- D235,042 S * 5/1975 Donner D6/446

- D301,528 S * 6/1989 Wistehuff D6/446
- D403,894 S * 1/1999 Hutton D6/445
- D415,629 S * 10/1999 Woudstra D6/445
- D445,596 S * 7/2001 Stout et al. D6/446
- D459,111 S * 6/2002 Tobin, Jr. D6/446
- D513,372 S * 1/2006 Rozenboom D6/446

* cited by examiner

Primary Examiner—Mimosa De

(74) *Attorney, Agent, or Firm*—Sandra P. Thompson; Buchalter Nemer

(57) **CLAIM**

The ornamental design of a dresser, as shown and described.

DESCRIPTION

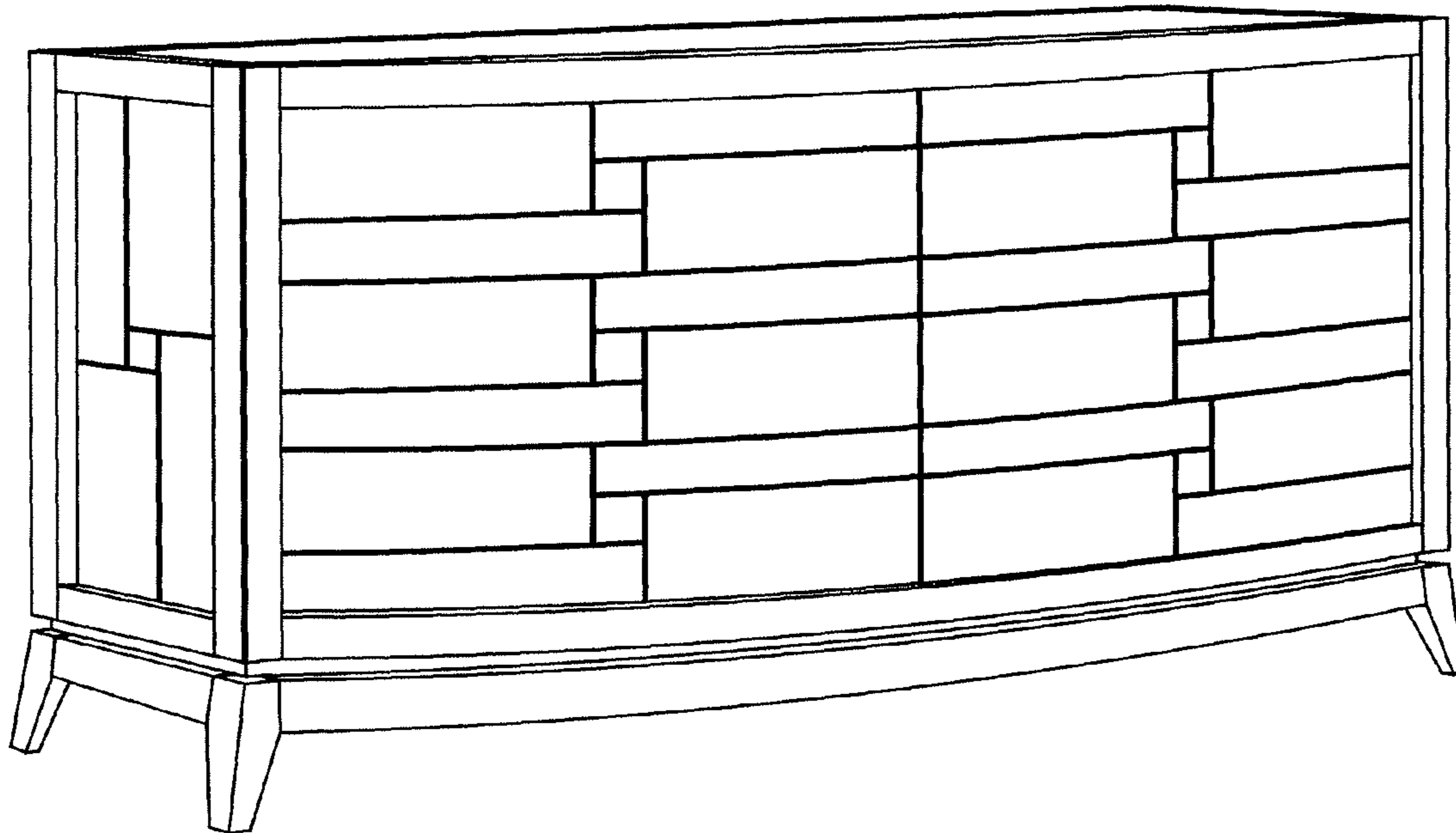
FIG. 1 is a front angled perspective view showing the dresser of the present application;

FIG. 2 is a front view thereof;

FIG. 3 is a right side view thereof; and,

FIG. 4 is a top view thereof.

1 Claim, 4 Drawing Sheets



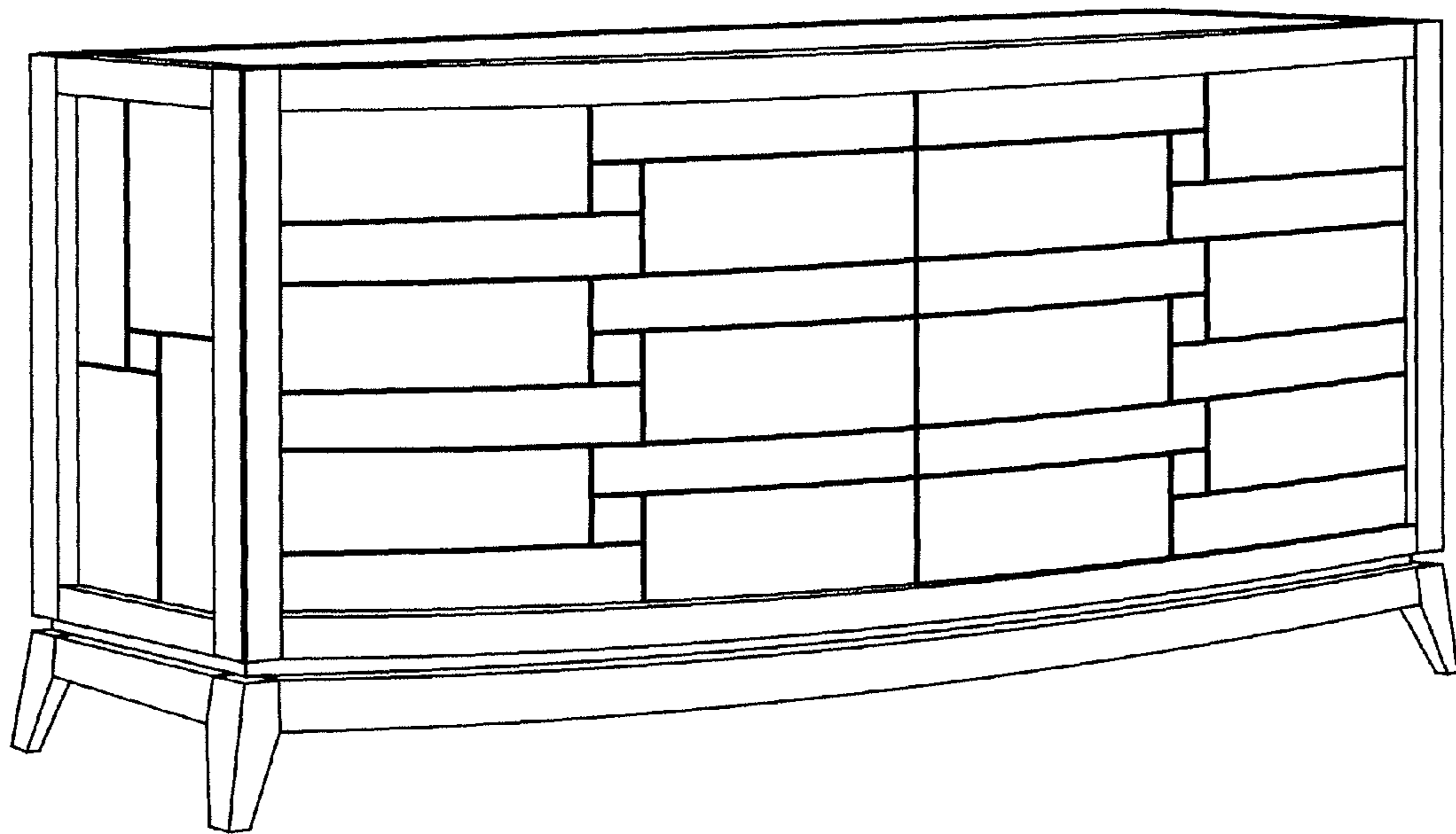


FIG. 1

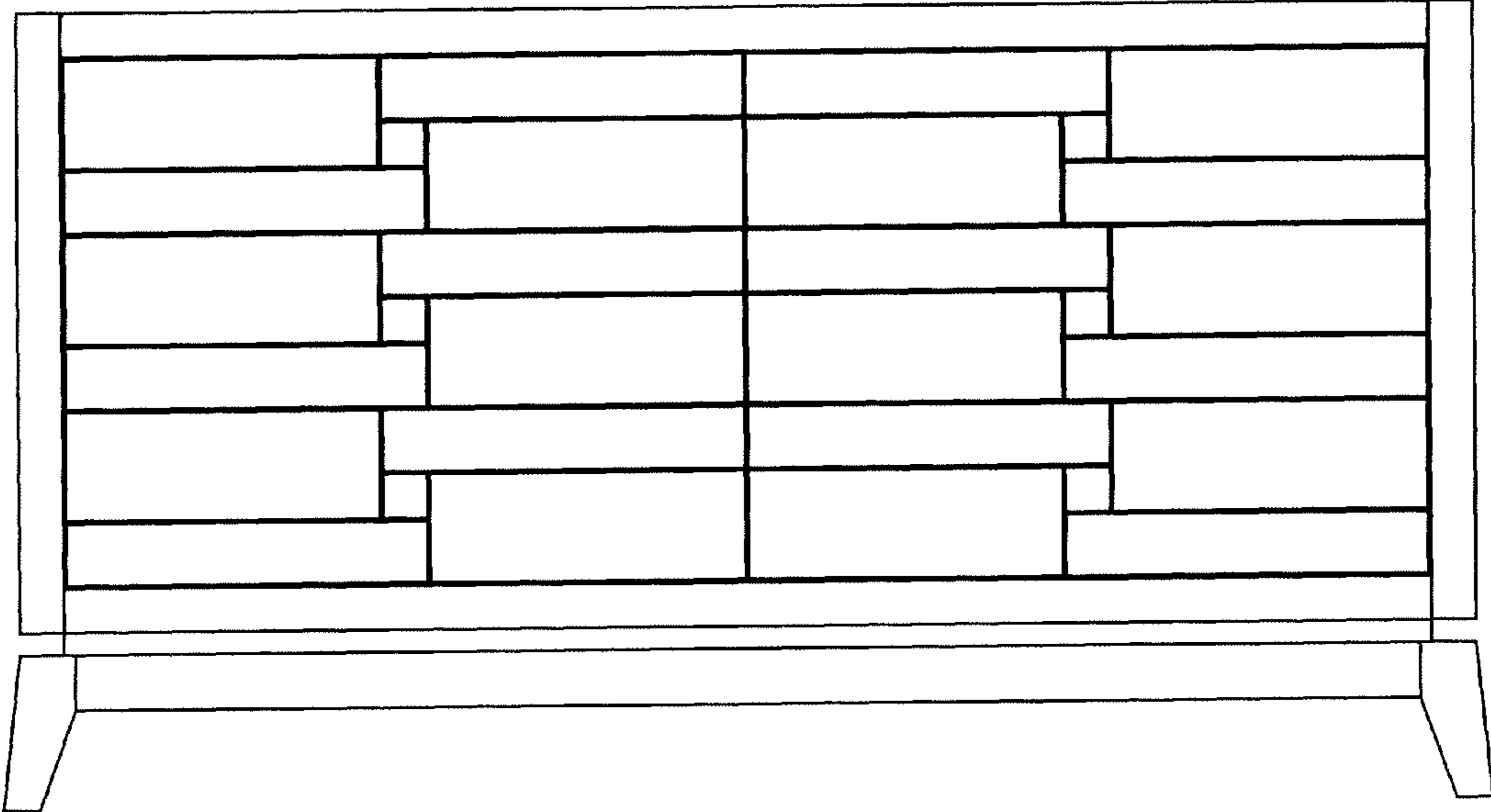


FIG. 2

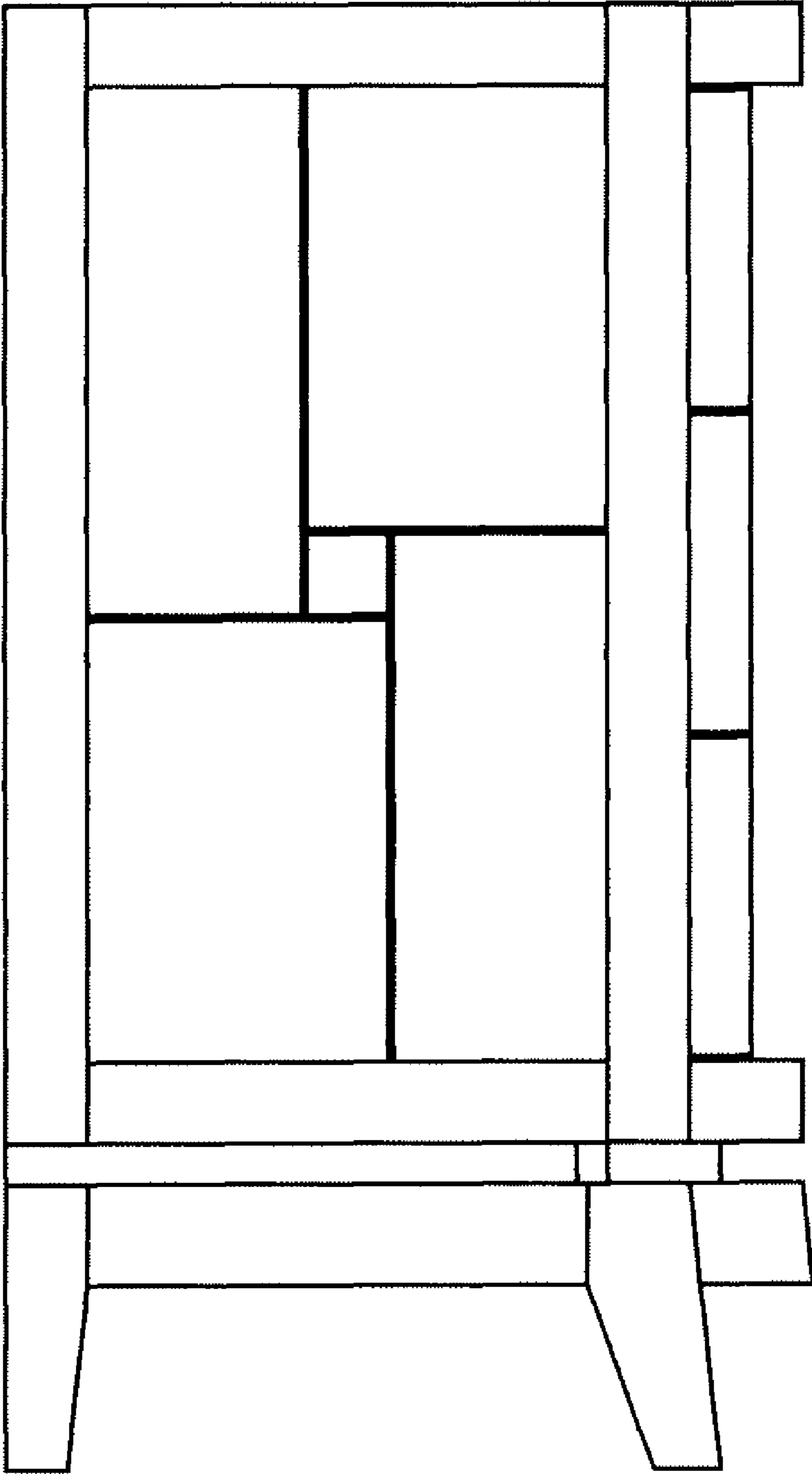


FIG. 3




FIG. 4