



US00D623433S

(12) **United States Design Patent**  
**Richardson et al.**

(10) **Patent No.:** **US D623,433 S**

(45) **Date of Patent:** **\*\* Sep. 14, 2010**

(54) **STORAGE CABINET**

(76) Inventors: **Willie R. Richardson**, 7101 La Tijera Blvd., Los Angeles, CA (US) 90045;  
**Monica M. Brooks**, 7101 La Tijera Blvd., Los Angeles, CA (US) 90045;  
**Angela N. Allen**, 7101 La Tijera Blvd., Los Angeles, CA (US) 90045

(\*\*) Term: **14 Years**

(21) Appl. No.: **29/344,209**

(22) Filed: **Sep. 25, 2009**

(51) **LOC (9) Cl.** ..... **06-04**

(52) **U.S. Cl.** ..... **D6/432**

(58) **Field of Classification Search** ..... D6/432,  
D6/436, 437, 438, 439, 445, 446, 447, 448;  
312/109, 114, 138.1, 204, 213, 224, 237,  
312/257.1, 278, 279; D13/139.4, 139.5,  
D13/184

See application file for complete search history.

(56) **References Cited**

**U.S. PATENT DOCUMENTS**

- D286,122 S \* 10/1986 Golias ..... D6/432
- D336,573 S \* 6/1993 Ball ..... D6/446
- D379,004 S \* 4/1997 Keijser et al. .... D13/184
- D390,835 S \* 2/1998 Mayfield, III ..... D13/184
- D427,454 S \* 7/2000 Munch et al. .... D6/448
- D459,611 S \* 7/2002 Lio et al. .... D6/432
- D489,197 S \* 5/2004 Harwanko ..... D6/432
- D492,508 S \* 7/2004 Anderson et al. .... D6/448

- D501,100 S \* 1/2005 Walker ..... D6/448
- D509,081 S \* 9/2005 Anderson et al. .... D6/432

\* cited by examiner

*Primary Examiner*—Mimosa De

(74) *Attorney, Agent, or Firm*—Crossley Patent Law; Mark A. Crossley

(57) **CLAIM**

The ornamental design for a storage cabinet, as shown and described.

**DESCRIPTION**

FIG. 1 is a front elevation view of a storage cabinet showing our new design illustrated with a door in open position;

FIG. 2 is a rear elevation view thereof shown with a door in open position;

FIG. 3 is a left elevation view thereof shown with a door in open position;

FIG. 4 is a right elevation thereof shown with a door in open position;

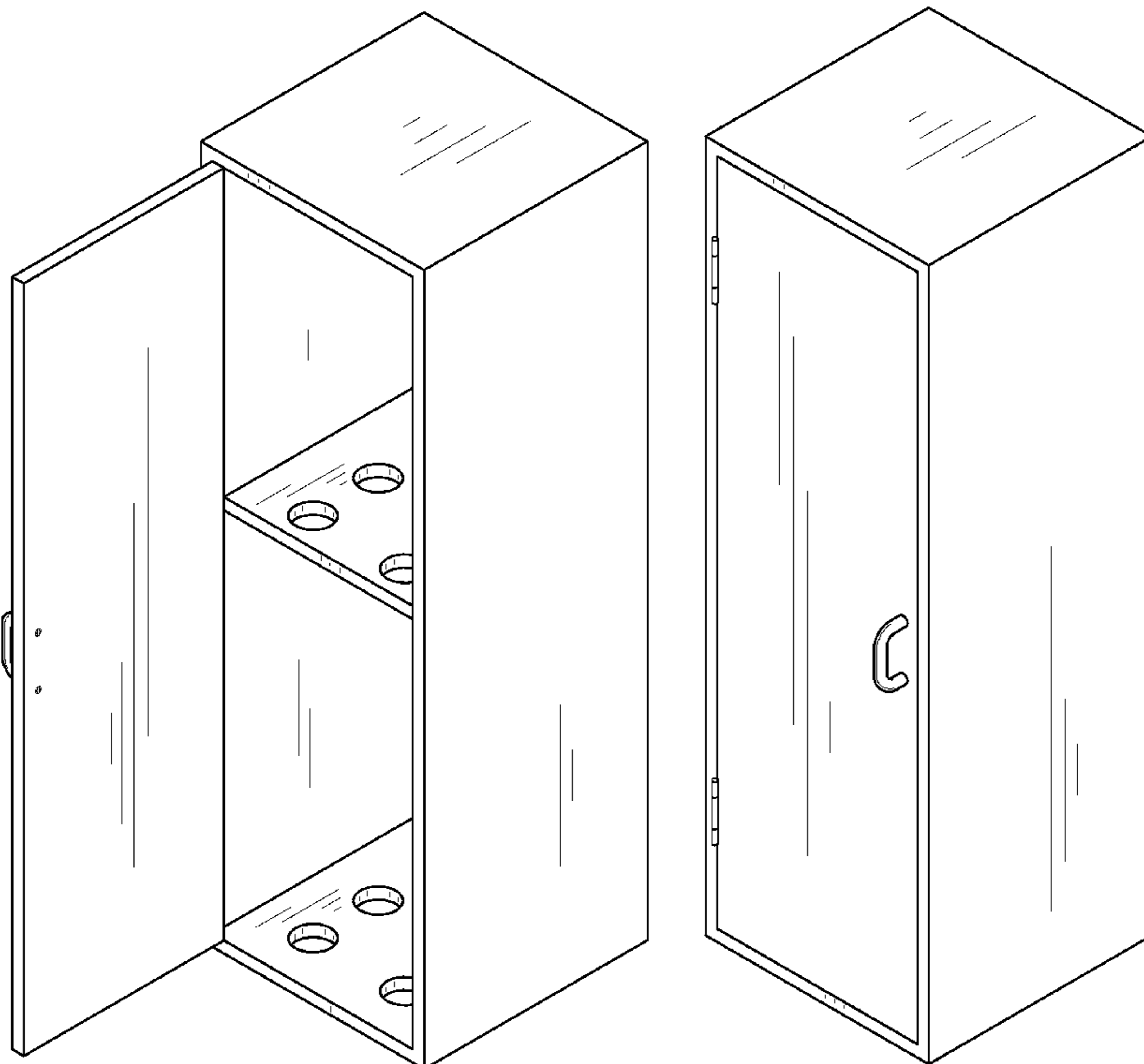
FIG. 5 is a top plan view thereof shown with a door in open position;

FIG. 6 is a bottom plan view thereof shown with a door in open position;

FIG. 7 is a perspective view thereof shown with a door in open position; and,

FIG. 8 is a perspective view thereof shown with a door in closed position.

**1 Claim, 7 Drawing Sheets**



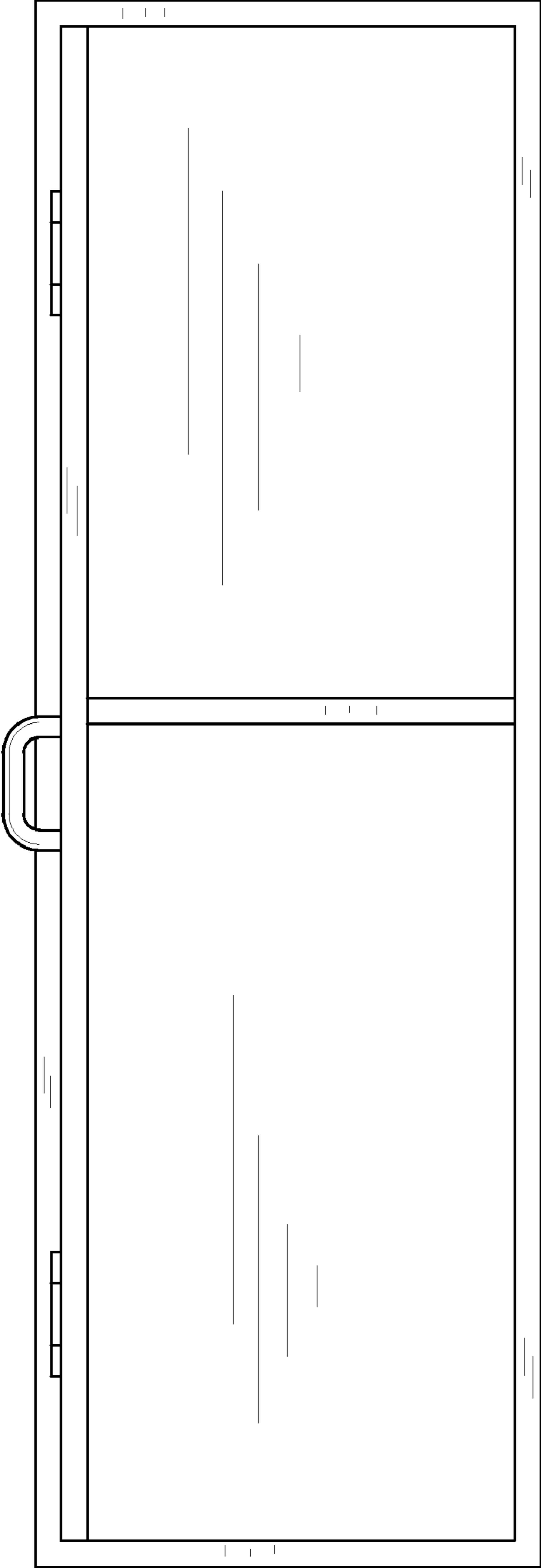


FIG. 1




FIG. 2

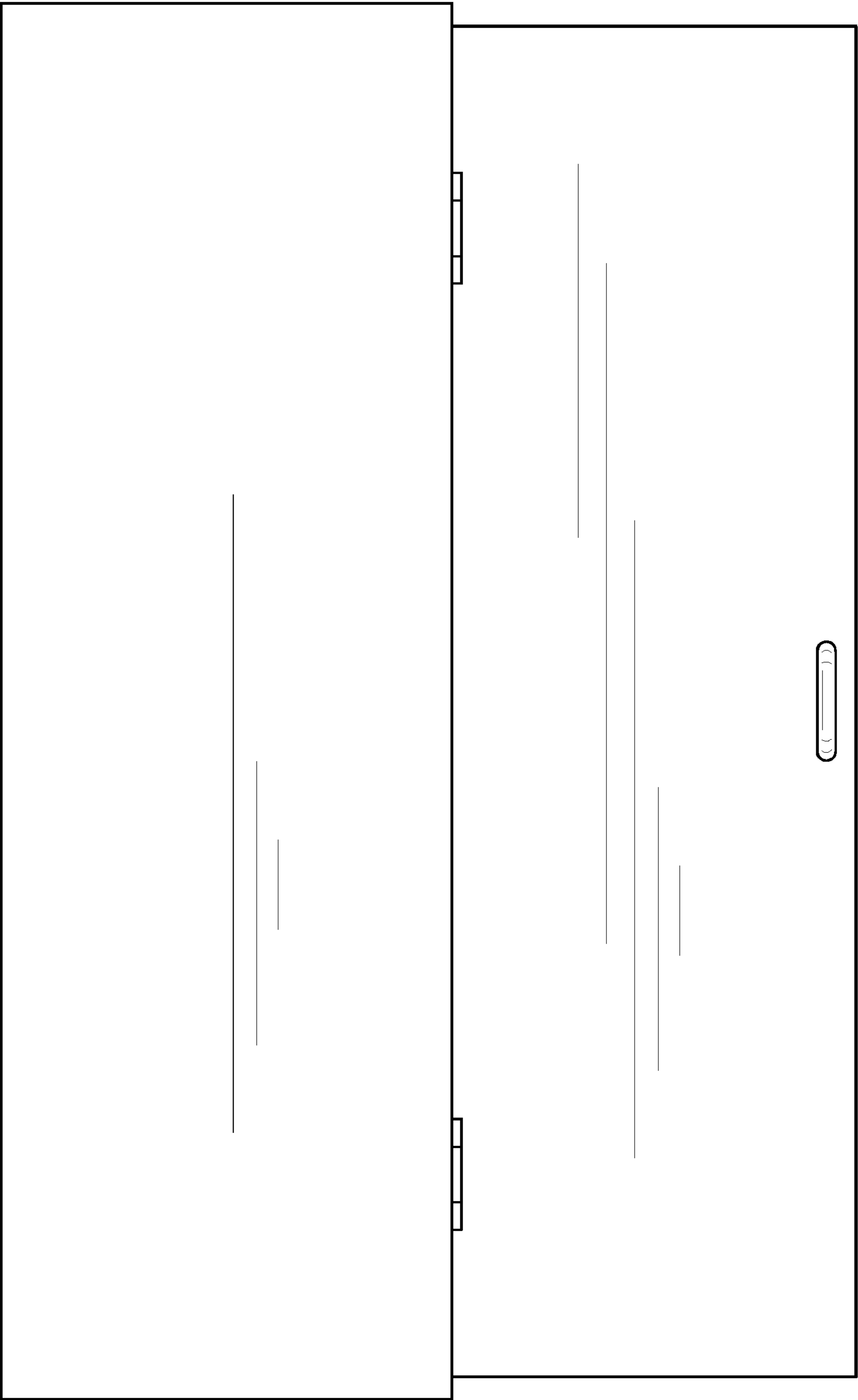


FIG. 3




FIG. 4




FIG. 5


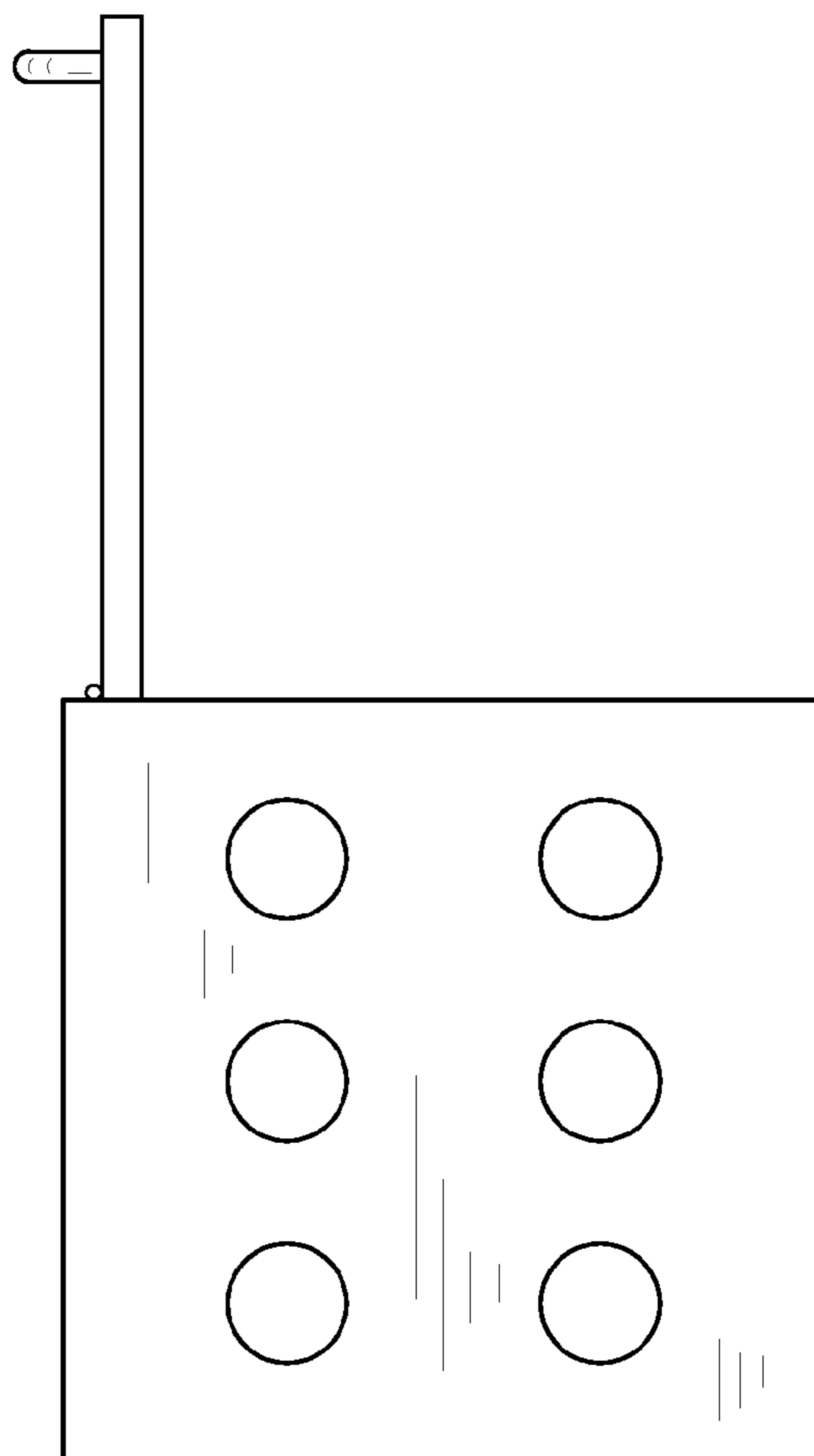


FIG. 6



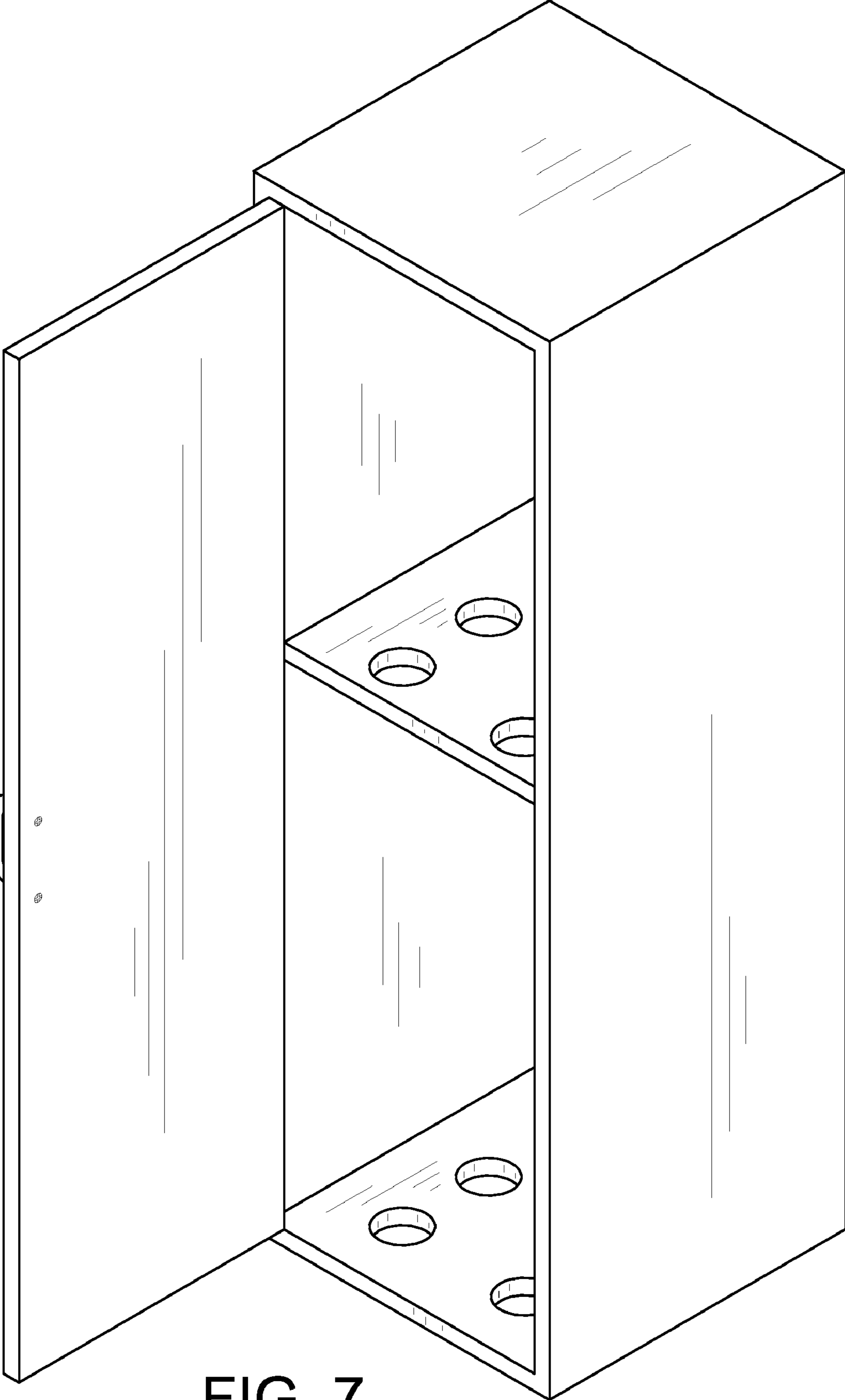


FIG. 7

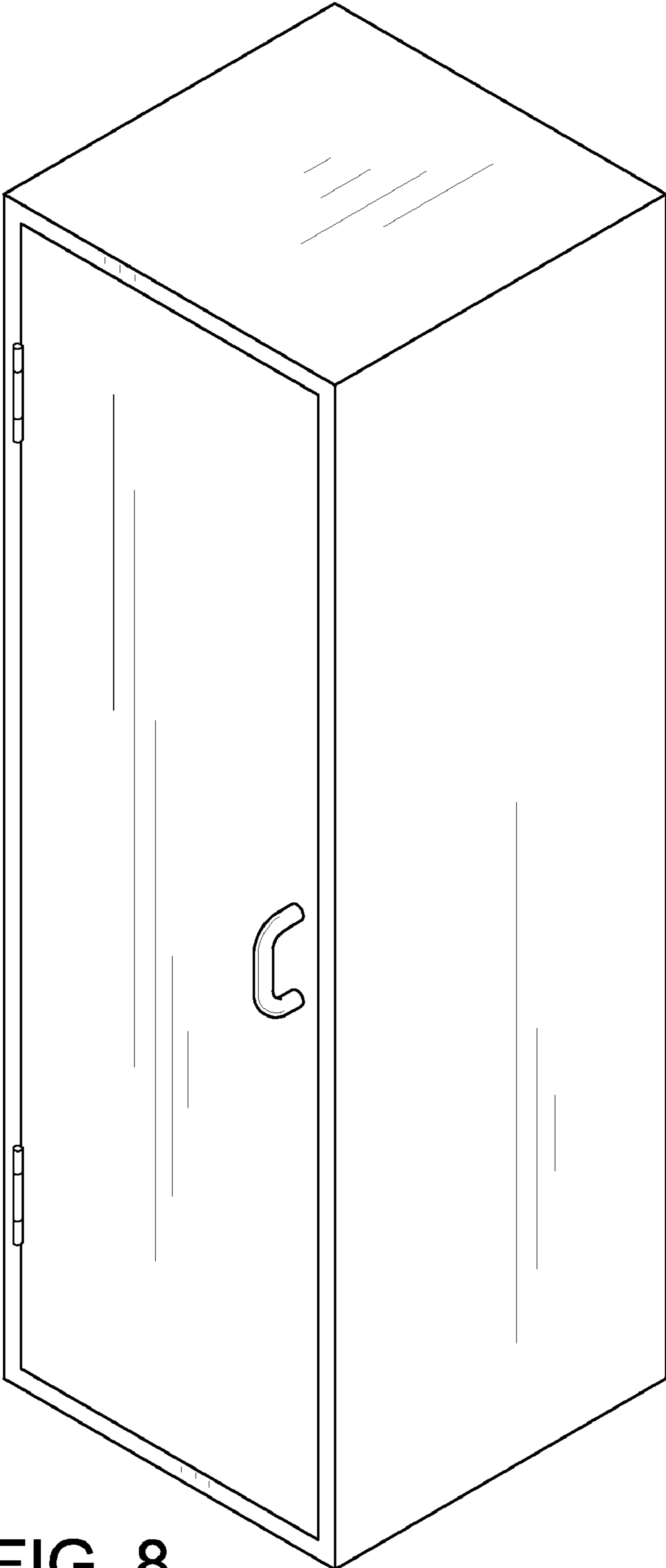


FIG. 8