



US00D623431S

(12) **United States Design Patent**
Bell

(10) **Patent No.:** **US D623,431 S**

(45) **Date of Patent:** **** Sep. 14, 2010**

(54) **CHAIR**

(75) Inventor: **Ted A. Bell**, Killen, AL (US)

(73) Assignee: **Suncoast Aluminum Furniture, Inc.**,
Ft. Myers, FL (US)

(**) Term: **14 Years**

(21) Appl. No.: **29/349,440**

(22) Filed: **Apr. 2, 2010**

Related U.S. Application Data

(62) Division of application No. 29/308,436, filed on Jun. 17, 2008, now Pat. No. Des. 613,518.

(51) **LOC (9) Cl.** **06-01**

(52) **U.S. Cl.** **D6/375; D6/376; D6/379**

(58) **Field of Classification Search** D6/334-336,
D6/371-373, 374, 375, 376, 379, 380, 500-502;
297/411.42, 445.1, 446.1, 448.1, 452.13,
297/452.18, 452.19

See application file for complete search history.

(56) **References Cited**

U.S. PATENT DOCUMENTS

D289,349 S *	4/1987	Vanderminde	D6/379
D341,492 S *	11/1993	Caldwell	D6/376
D342,391 S *	12/1993	Caldwell	D6/376
D357,136 S *	4/1995	Hess	D6/376
D357,138 S *	4/1995	Hess	D6/379
D378,253 S *	3/1997	Frinier	D6/375
D429,424 S *	8/2000	Vanderminde, Sr.	D6/375
D431,728 S *	10/2000	Bell	D6/375
D442,383 S *	5/2001	Bell	D6/375

D450,945 S *	11/2001	Lo	D6/375
D452,082 S *	12/2001	Pluer	D6/375
D463,150 S *	9/2002	Liu	D6/379
D463,153 S *	9/2002	Liu	D6/379
D482,542 S *	11/2003	Pluer	D6/375
D482,886 S *	12/2003	Varshney et al.	D6/375
D522,267 S *	6/2006	Bell	D6/376
D543,371 S *	5/2007	Wang	D6/375
D613,518 S *	4/2010	Bell	D6/375

* cited by examiner

Primary Examiner—Mimosa De

(74) *Attorney, Agent, or Firm*—Laura G. Barrow

(57) **CLAIM**

The ornamental design of a chair, as shown and described.

DESCRIPTION

FIG. 1 is a perspective view of the chair showing my new design.

FIG. 2 is front view of the design shown in FIG. 1.

FIG. 3 is a rear view of the design shown in FIG. 1.

FIG. 4 is a right side view of the design shown in FIG. 1.

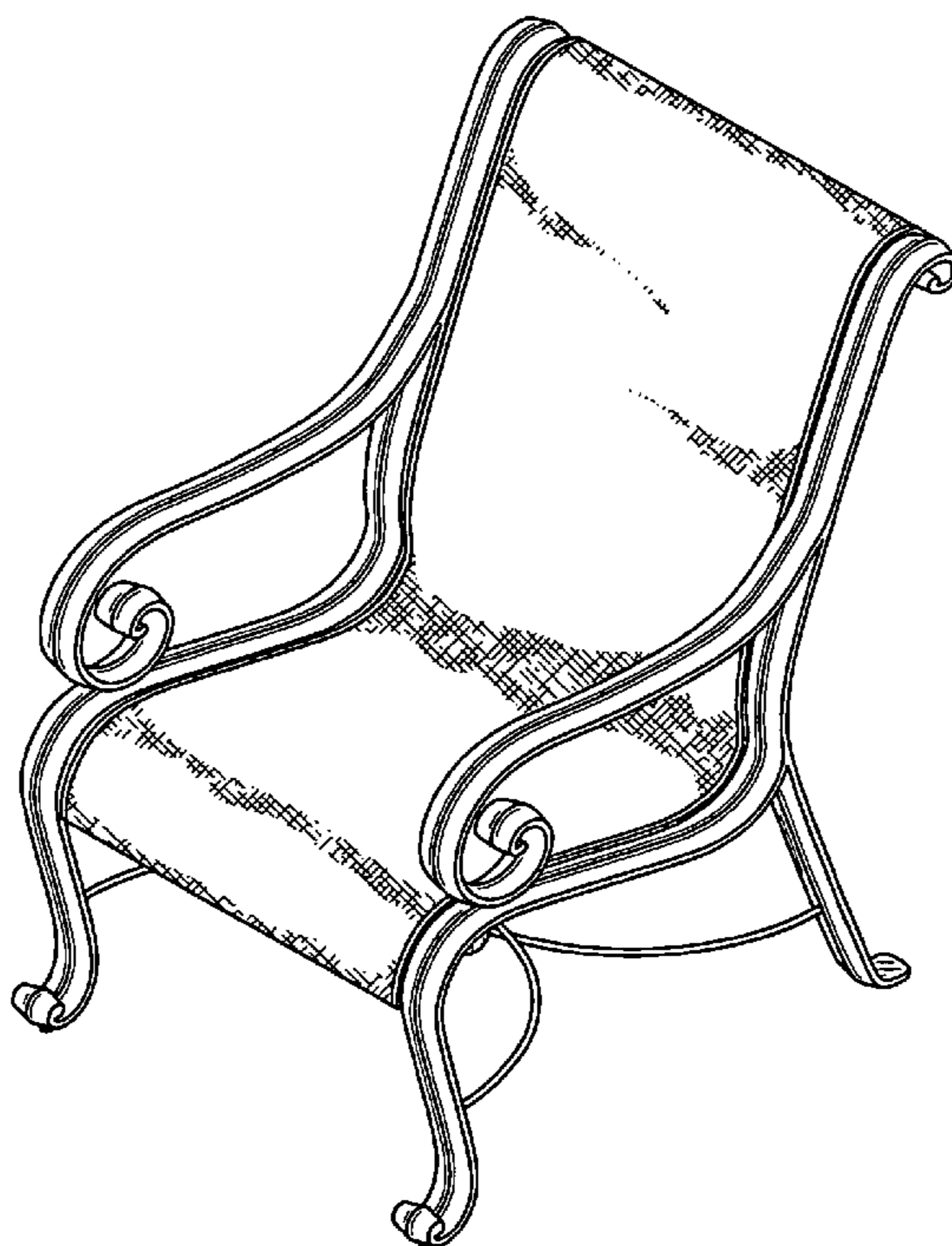
FIG. 5 is a left side view of the design shown in FIG. 1 and is identical to the right side view shown in FIG. 4.

FIG. 6 is a top view of the design shown in FIG. 1; and,

FIG. 7 is a bottom view of the design shown in FIG. 1.

In addition, fragmented cross-hatching shown on the seat and backrest member in FIGS. 1-3 and 6-7 is understood to represent fabric and would be continuous throughout the circumscribed area.

1 Claim, 4 Drawing Sheets






Fig. 1

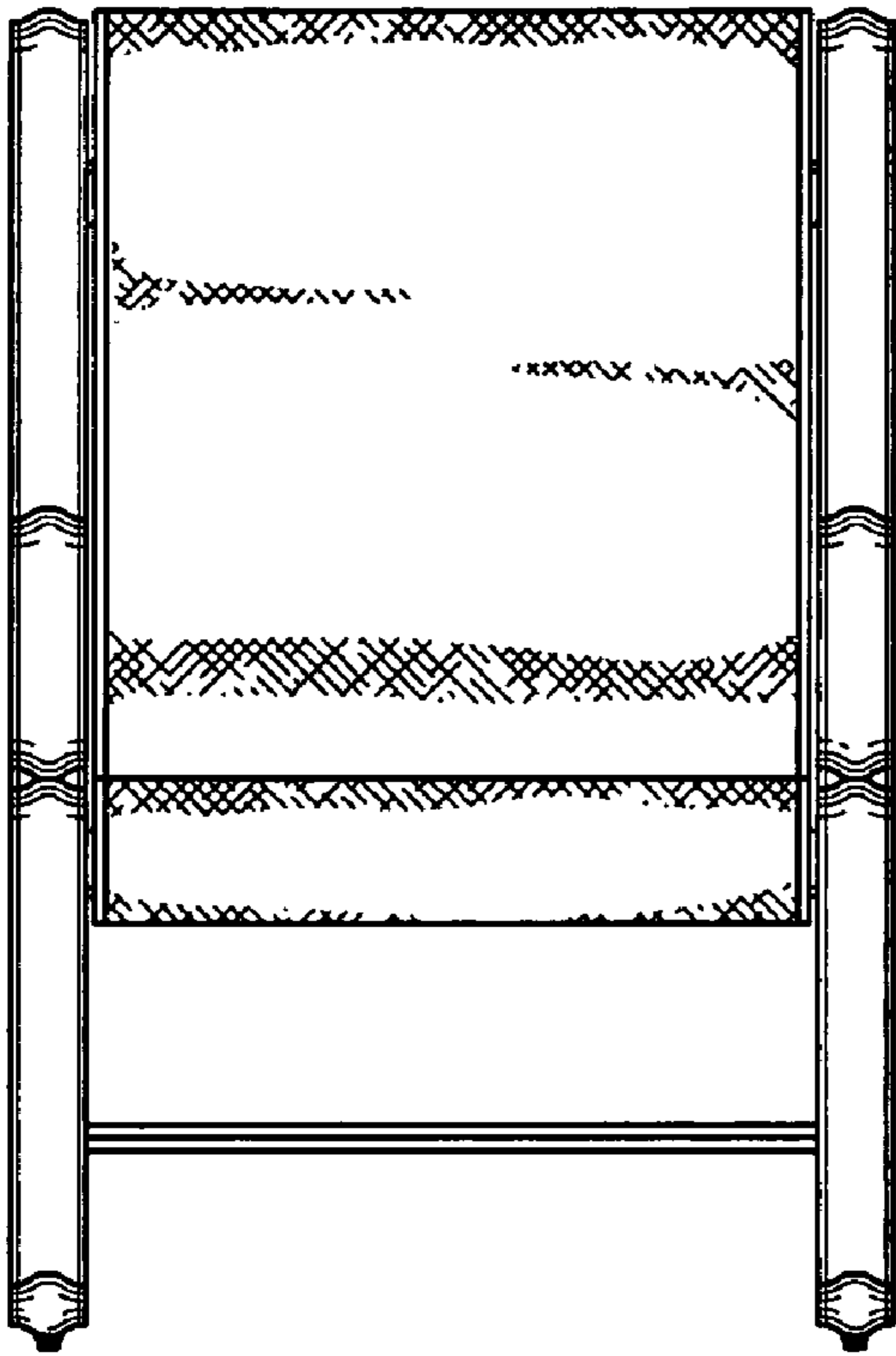


Fig. 2




Fig. 3

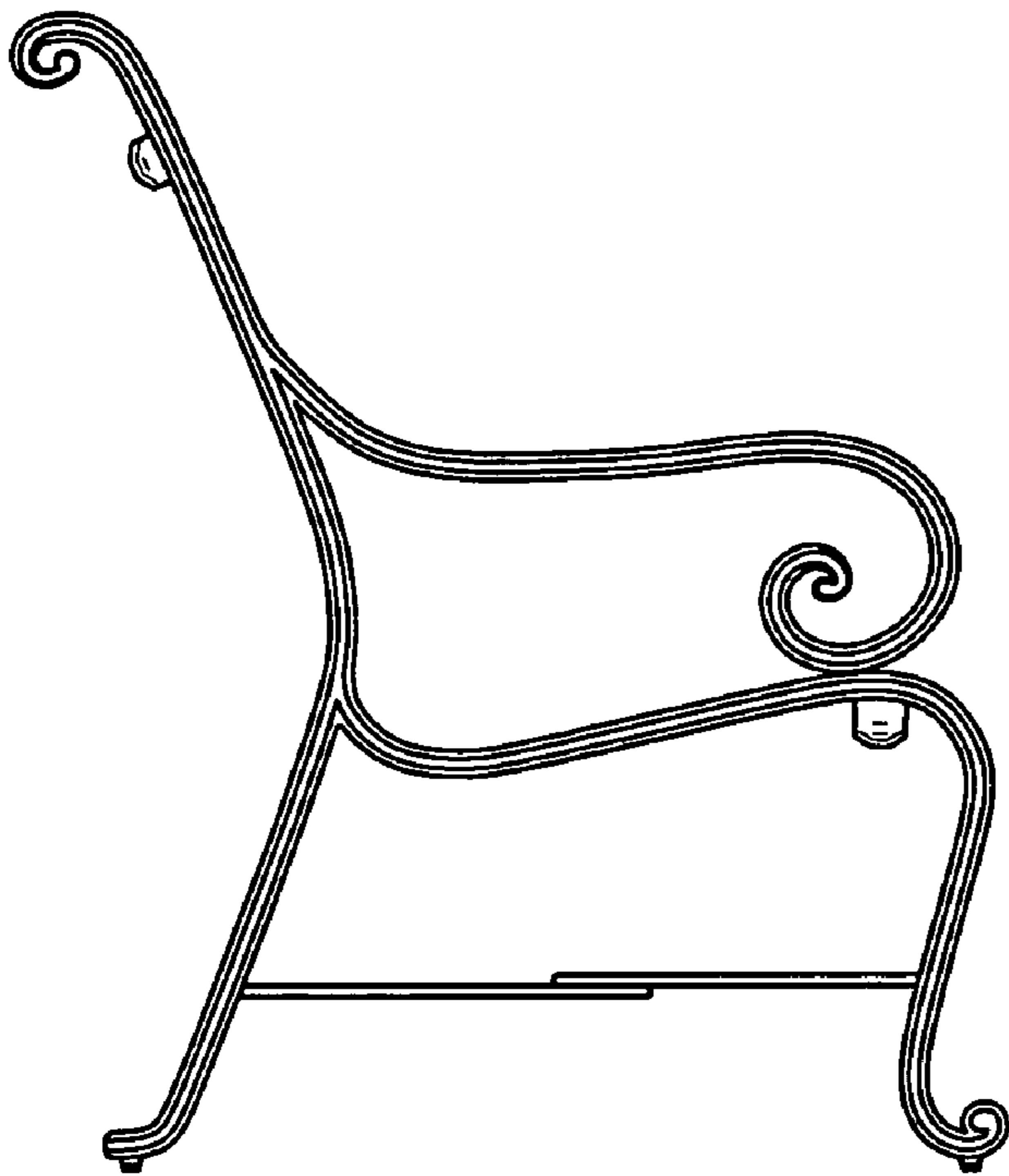


Fig. 4

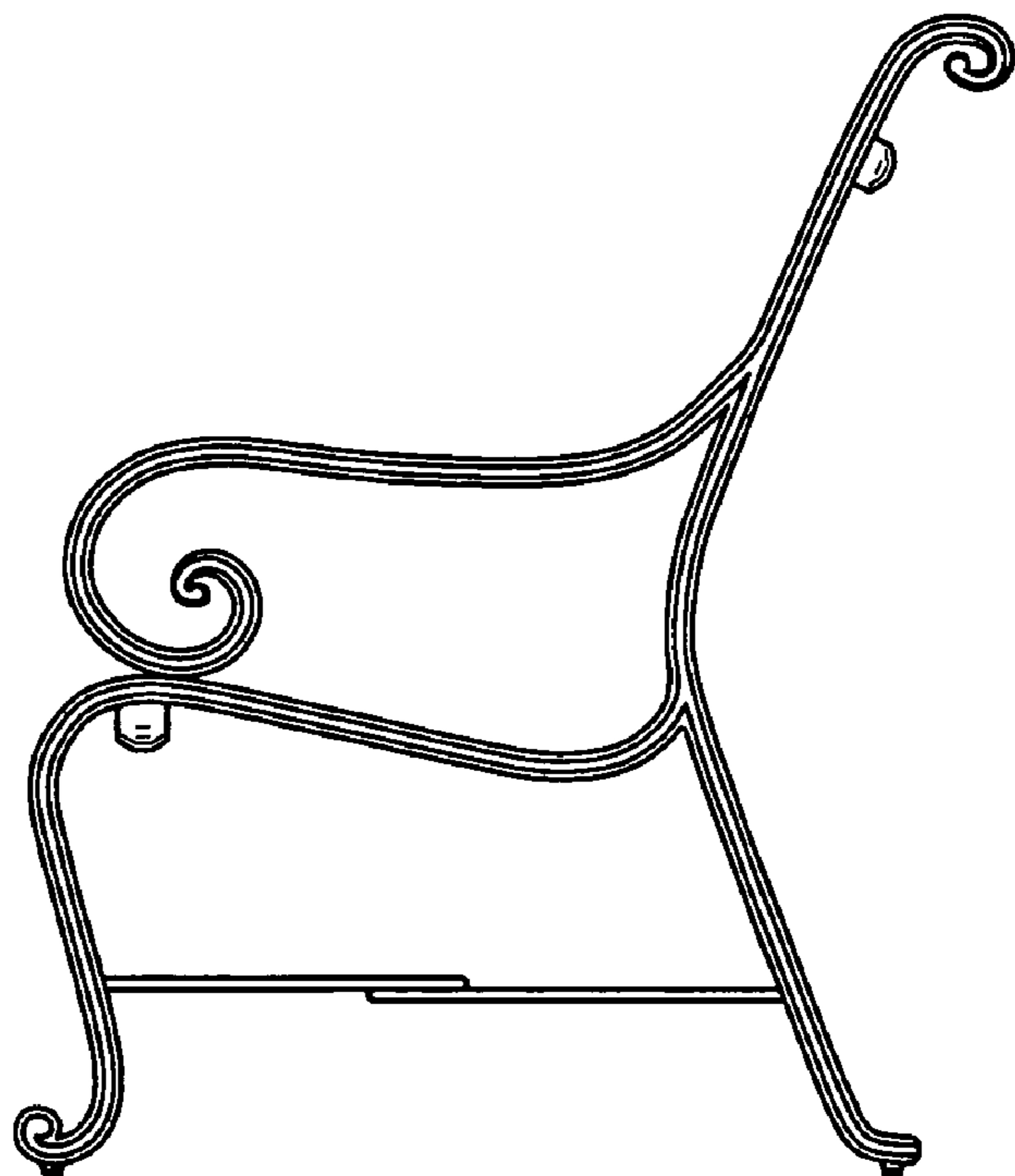


Fig. 5

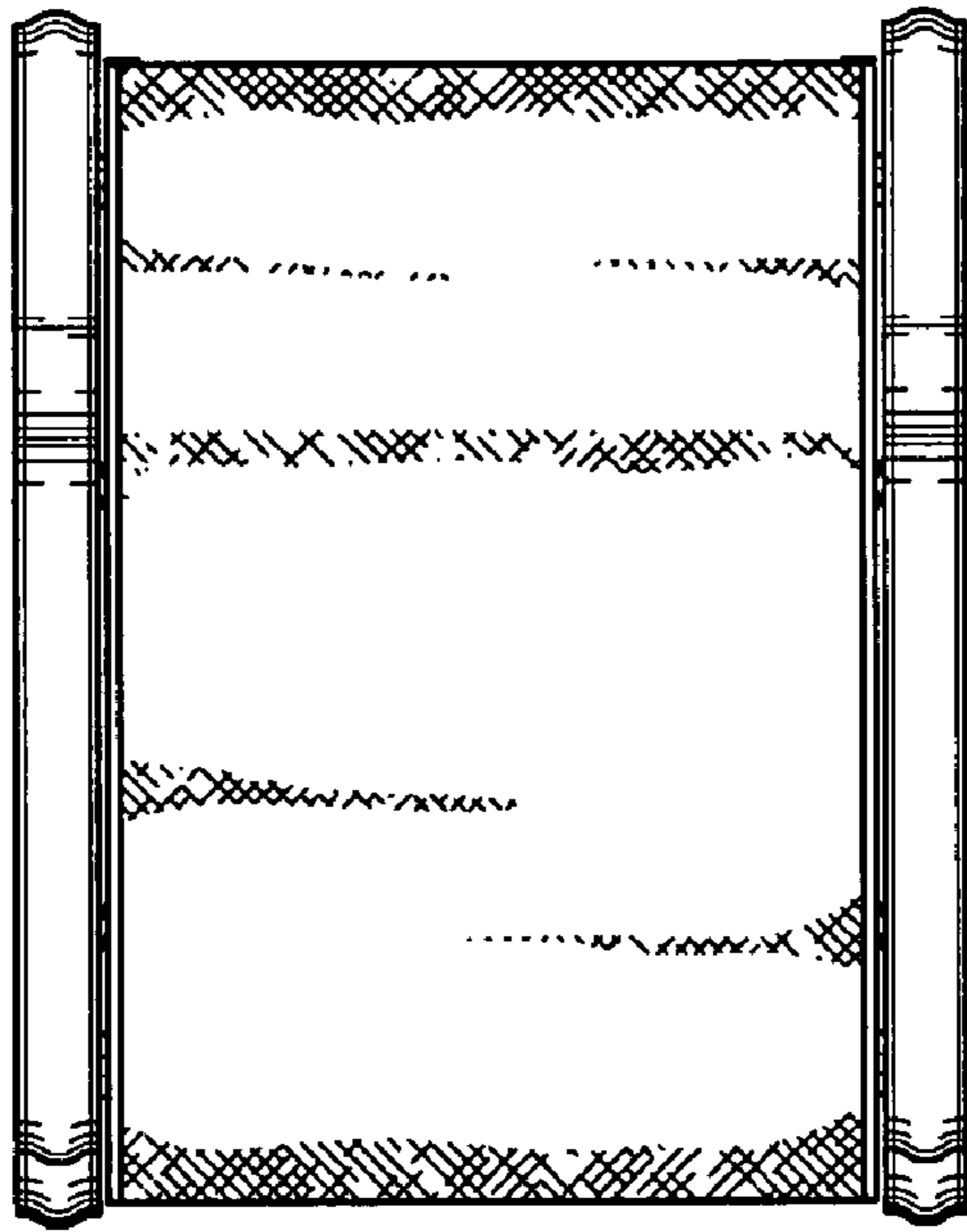


Fig. 6

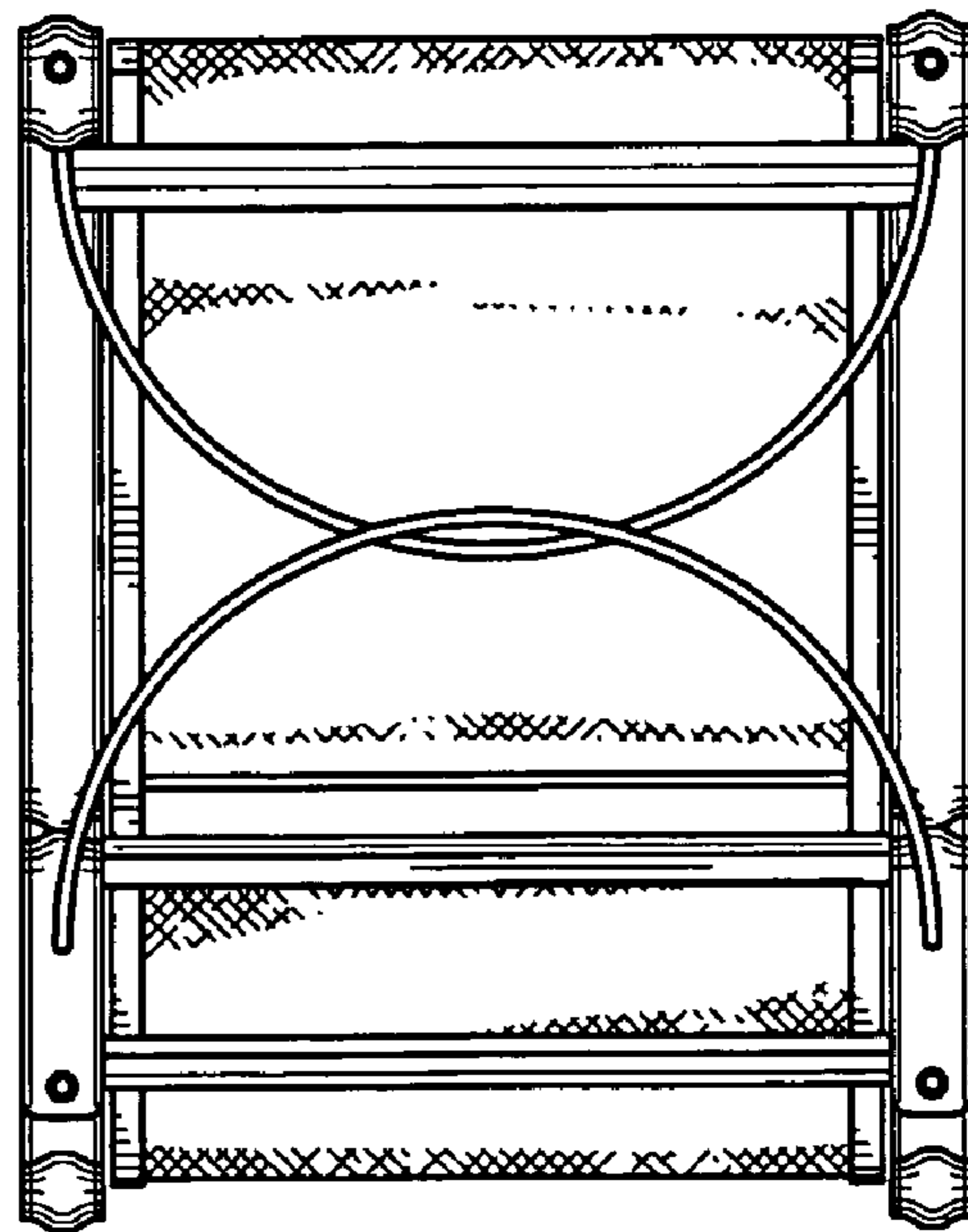


Fig. 7