



US00D623430S

(12) **United States Design Patent**
Walser

(10) **Patent No.:** **US D623,430 S**
(45) **Date of Patent:** **** Sep. 14, 2010**

(54) **CHAIR**
(75) Inventor: **Thomas Walser**, Emmenbrücke (CH)
(73) Assignee: **Topstar GmbH** (DE)
(**) Term: **14 Years**
(21) Appl. No.: **29/321,259**
(22) Filed: **Jul. 14, 2008**

2,742,953 A * 4/1956 Kudrna 248/405
3,536,359 A * 10/1970 Amos 297/462
D277,906 S * 3/1985 Platner D6/352
D336,166 S * 6/1993 Hollington D6/349
D497,488 S * 10/2004 Lifshitz D6/349
D528,808 S * 9/2006 Gehry D6/349
D554,380 S * 11/2007 Weatherly et al. D6/349
D587,912 S * 3/2009 Moss D6/349
D595,968 S * 7/2009 Korban et al. D6/349

(30) **Foreign Application Priority Data**
Jan. 14, 2008 (EM) 00 858 055-0018

* cited by examiner
Primary Examiner—Sandra Snapp
(74) *Attorney, Agent, or Firm*—Ostrolenk Faber LLP

(51) **LOC (9) Cl.** **06-01**
(52) **U.S. Cl.** **D6/349**
(58) **Field of Classification Search** D6/334,
D6/336, 338, 349, 352, 363, 374, 375, 380,
D6/381, 491, 492, 500–502; 297/175, 411.2,
297/445.1, 446.1, 446.2, 447.1, 447.2, 448.1,
297/451.2, 452.11, 452.29, 461, 462; 5/12.1,
5/12.2

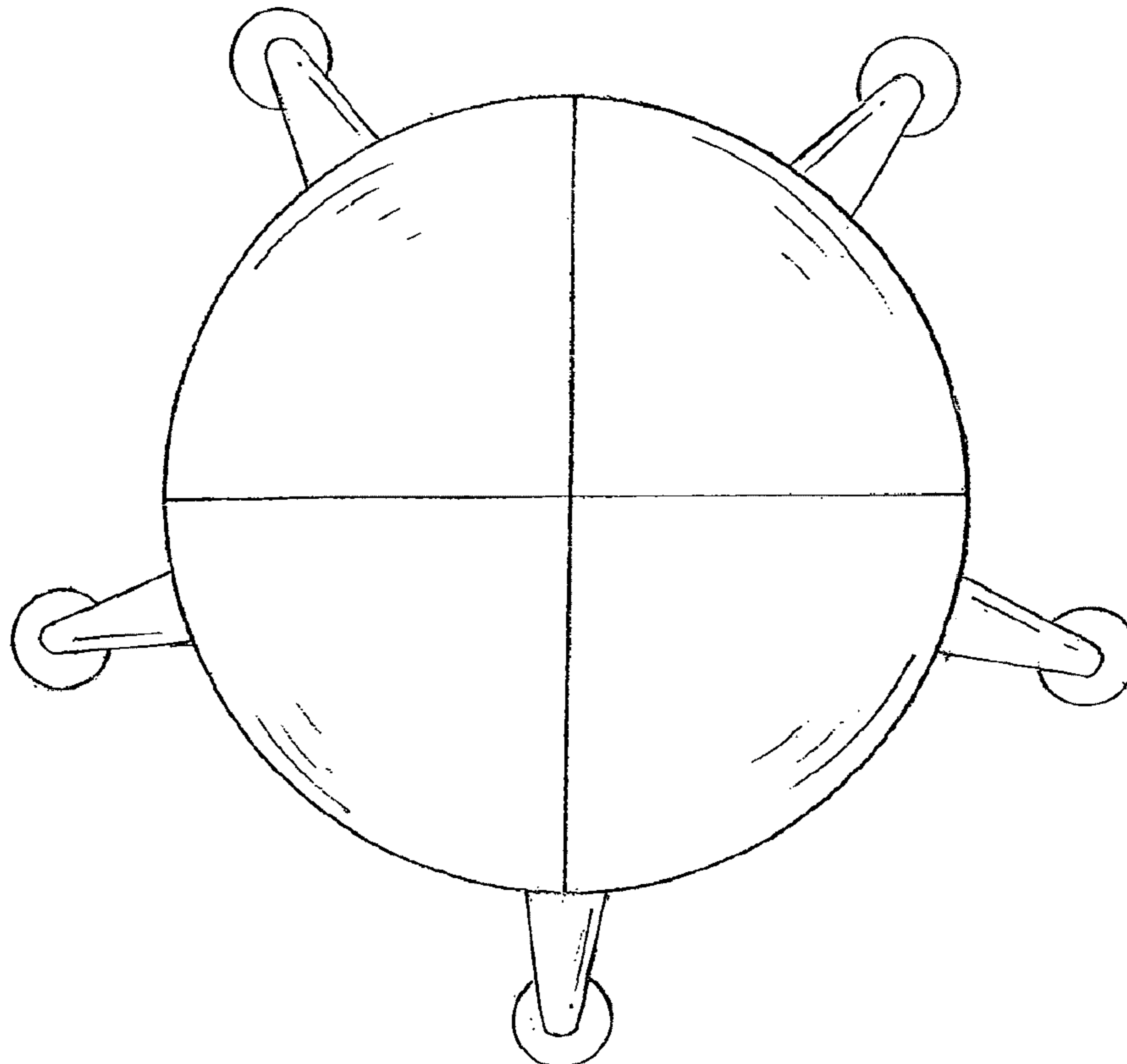
(57) **CLAIM**
The ornamental design for a chair, as shown and described.

See application file for complete search history.

DESCRIPTION
FIG. 1 is a top view of the chair, showing my new design;
FIG. 2 is a front view thereof;
FIG. 3 is a bottom view thereof; and,
FIG. 4 is a perspective view thereof, as seen from above.
The broken lines shown in the drawings are for illustrative purposes only and form no part of the claimed design.

(56) **References Cited**
U.S. PATENT DOCUMENTS
D118,295 S * 12/1939 Tropauer D6/349

1 Claim, 3 Drawing Sheets



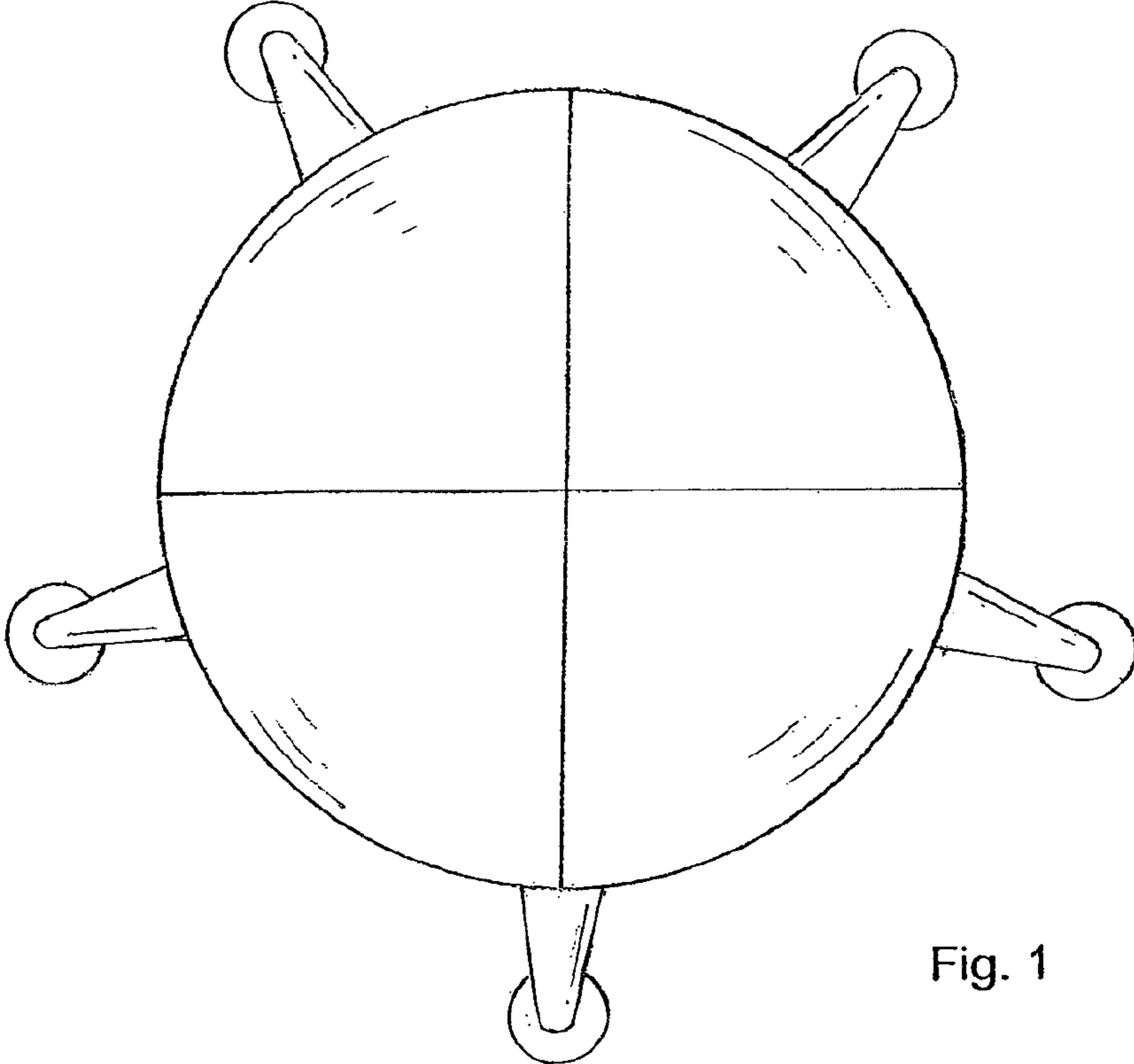


Fig. 1

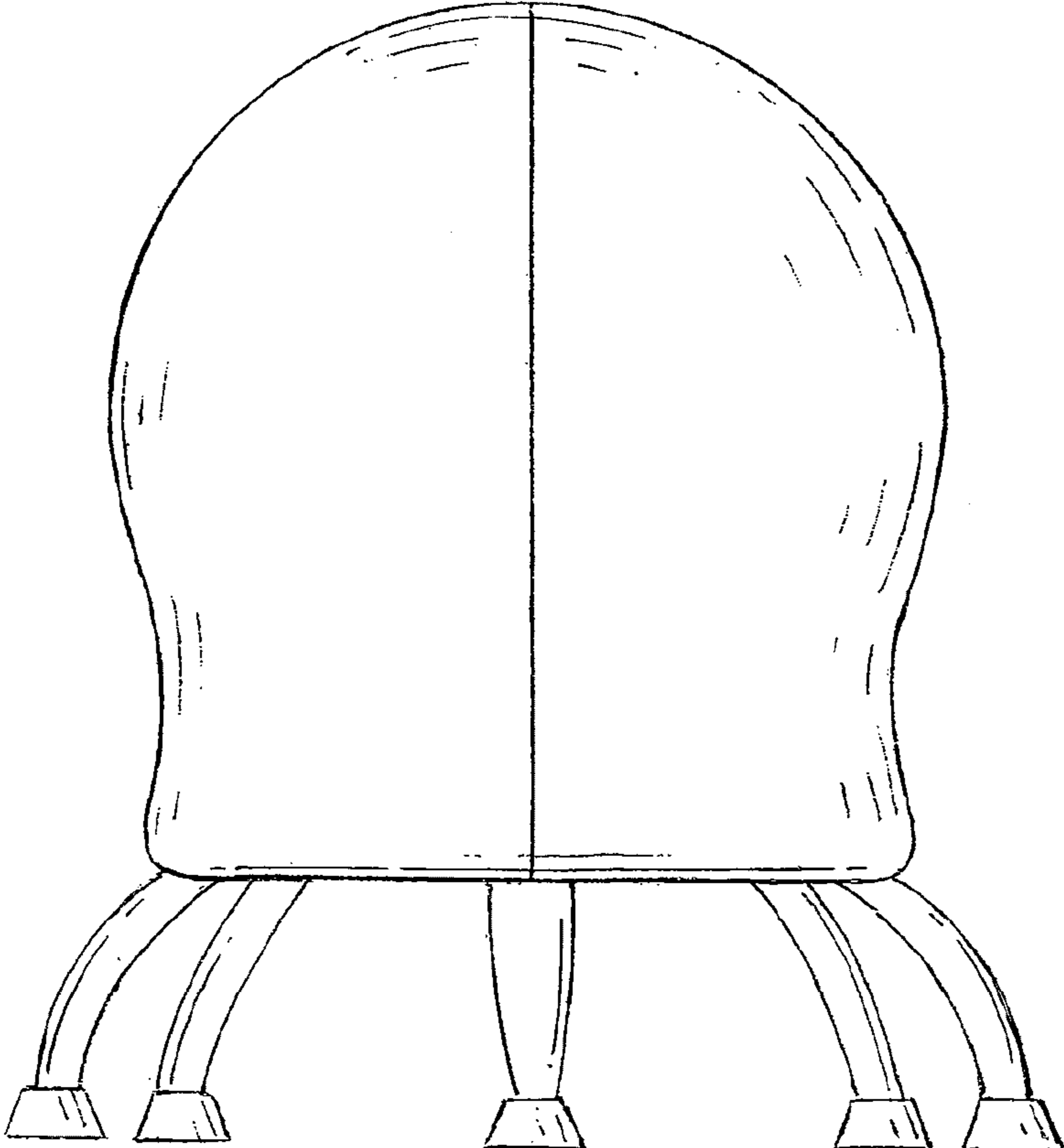


Fig. 2

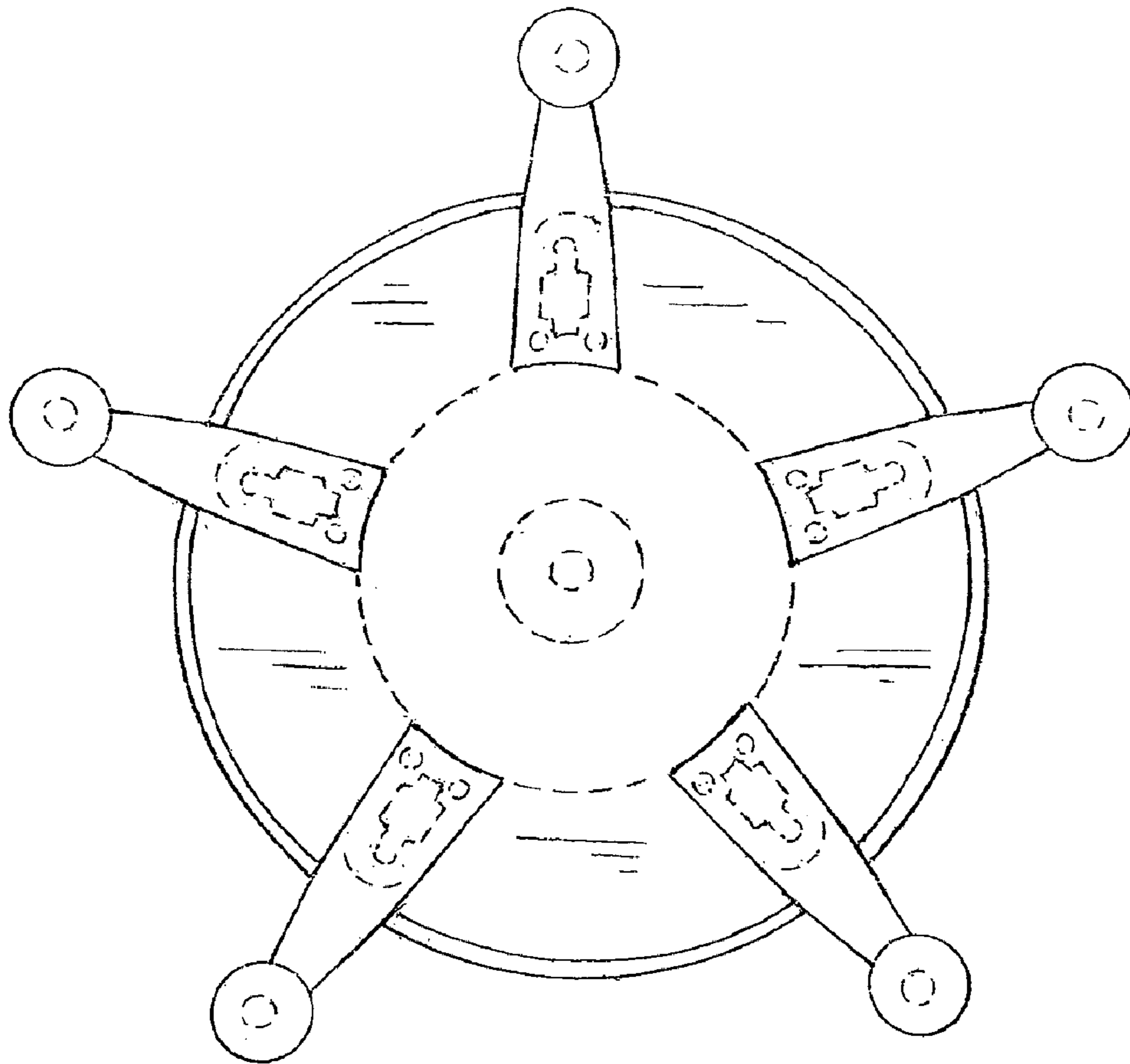


Fig. 3

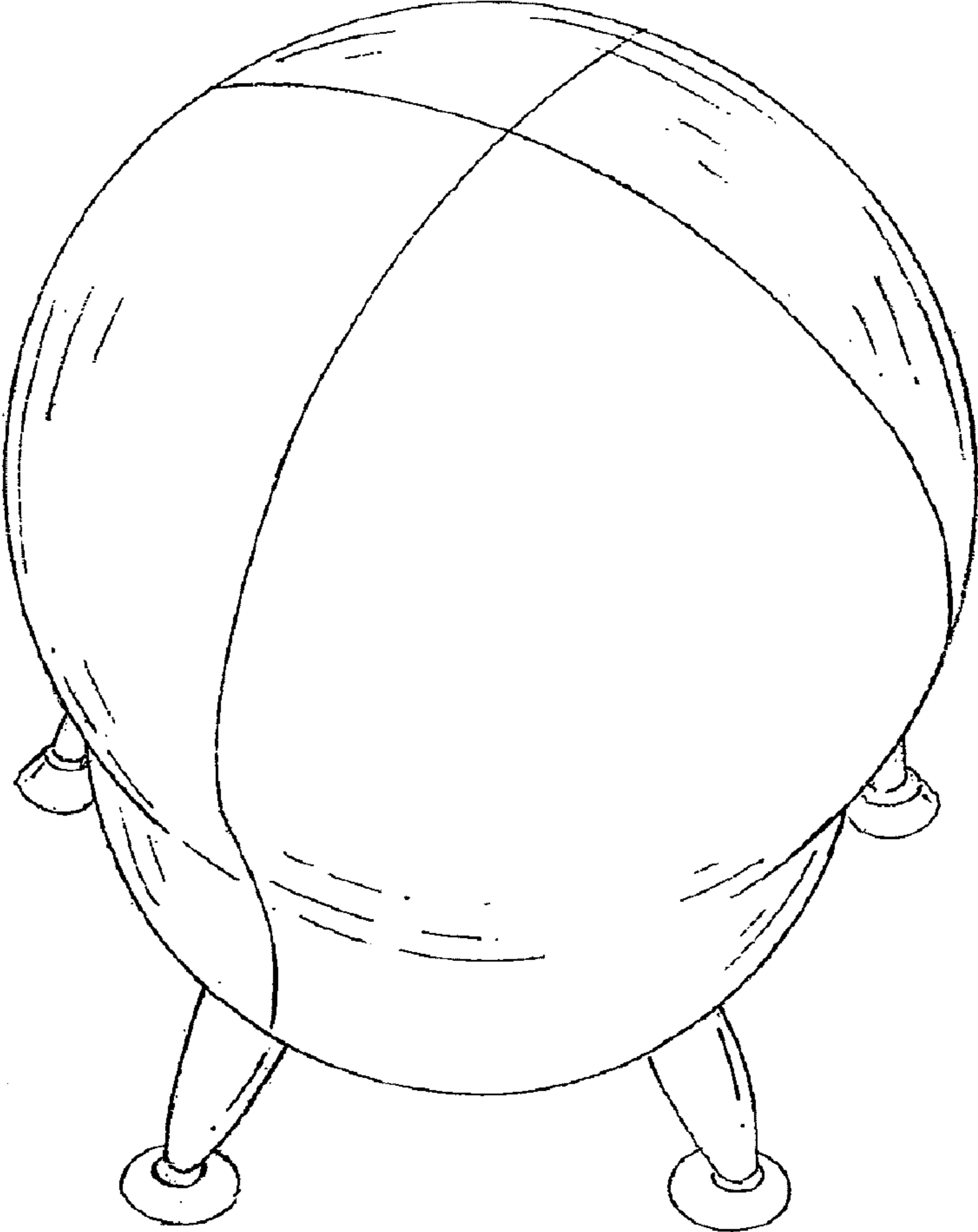


Fig. 4