



US00D623415S

(12) **United States Design Patent**  
**Geiberger**

(10) **Patent No.:** **US D623,415 S**

(45) **Date of Patent:** **\*\* Sep. 14, 2010**

(54) **TOOTHBRUSH HEAD**

6,546,586 B2 \* 4/2003 Cho ..... 15/167.1  
D578,768 S \* 10/2008 Geiberger ..... D4/104

(75) Inventor: **Christoph Geiberger**, Königswinter  
(DE)

**FOREIGN PATENT DOCUMENTS**

(73) Assignee: **GlaxoSmithKline Consumer  
Healthcare GmbH & Co. KG**, Buehl  
(Baden) (DE)

JP 2002345560 A \* 12/2002  
JP 2002345561 A \* 12/2002  
JP 2007159727 A \* 6/2007

(\*\*) Term: **14 Years**

\* cited by examiner

(21) Appl. No.: **29/350,506**

*Primary Examiner*—Melanie H Tung  
*Assistant Examiner*—Lavone D Tabor

(22) Filed: **Nov. 18, 2009**

(74) *Attorney, Agent, or Firm*—Nora Stein-Fernandez;  
Theodore R. Furman

(30) **Foreign Application Priority Data**

(57) **CLAIM**

May 20, 2009 (GB) ..... 4011251

The ornamental design for a toothbrush head, as shown and described.

(51) **LOC (9) Cl.** ..... **04-02**

(52) **U.S. Cl.** ..... **D4/104**

(58) **Field of Classification Search** ..... D4/104–112,  
D4/132, 134; 15/110, 167.1, 167.2, 207.2,  
15/DIG. 5; 132/308–311; 601/136, 141  
See application file for complete search history.

**DESCRIPTION**



FIG. 1 is a front perspective view from above and one side;  
FIG. 2 is a top plan view;  
FIG. 3 is an underneath view;  
FIG. 4 is a side view;  
FIG. 5 is a view of the other side;  
FIG. 6 is an end view; and,  
FIG. 7 is a view of the other end.

(56) **References Cited**

**U.S. PATENT DOCUMENTS**

5,926,897 A \* 7/1999 Volpenhein ..... 15/167.1  
D421,845 S \* 3/2000 Beals ..... D4/104  
D443,985 S \* 6/2001 Beals et al. .... D4/104  
D450,457 S \* 11/2001 Hohlbein ..... D4/104

**1 Claim, 2 Drawing Sheets**



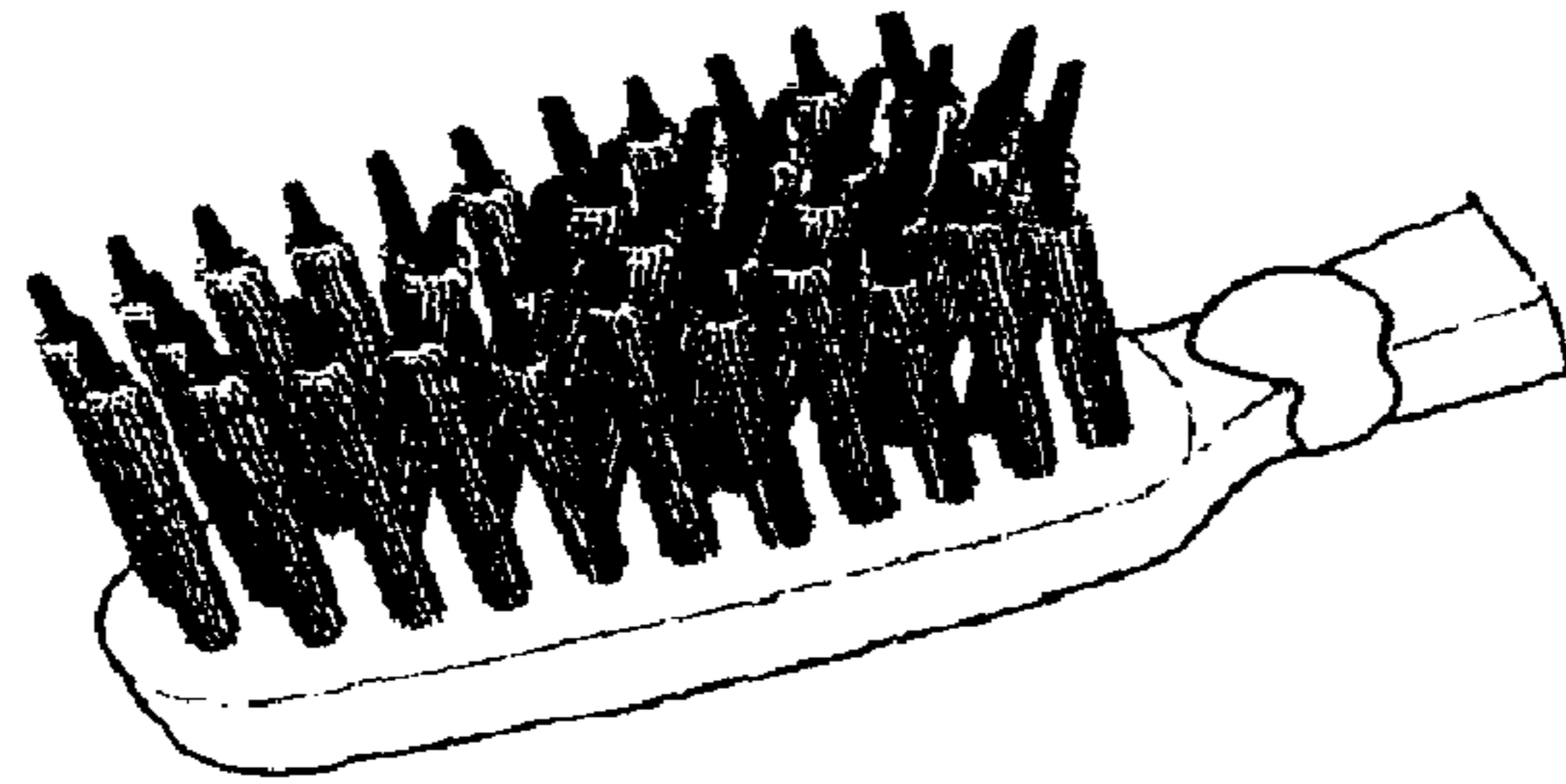


Fig. 1.




Fig. 2.




Fig. 3.

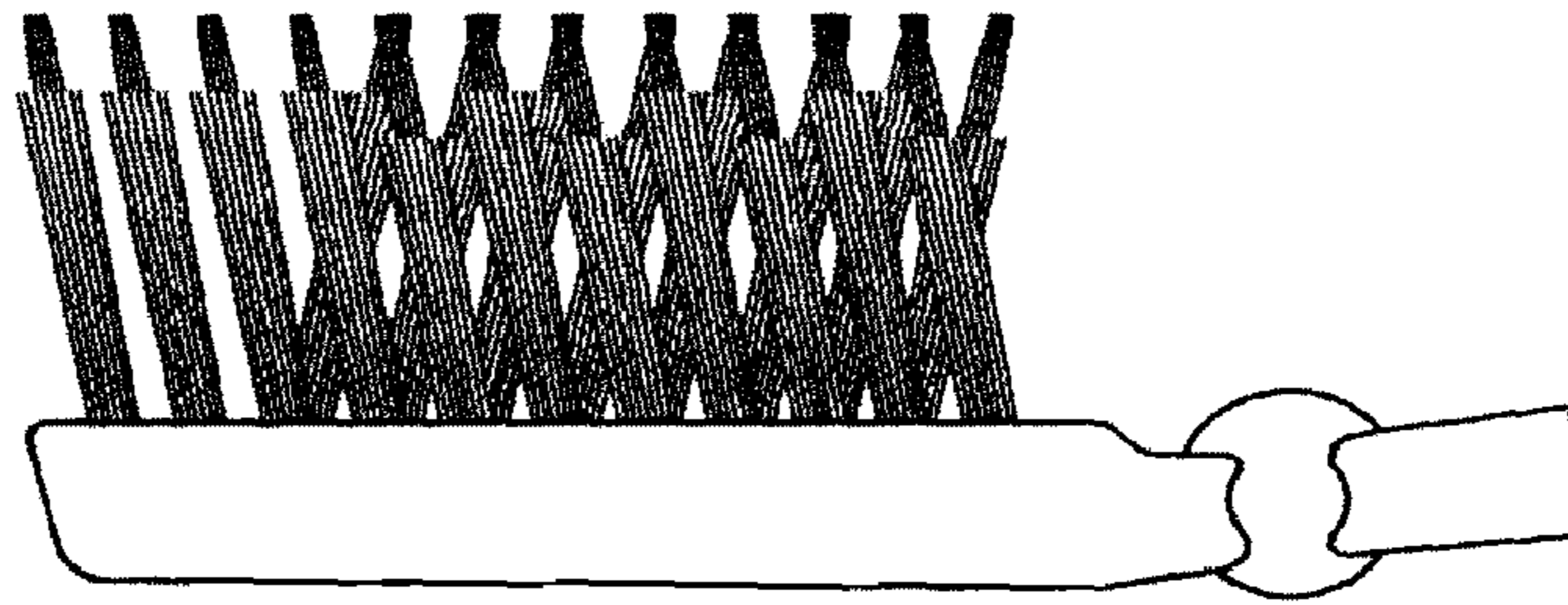


Fig. 4.

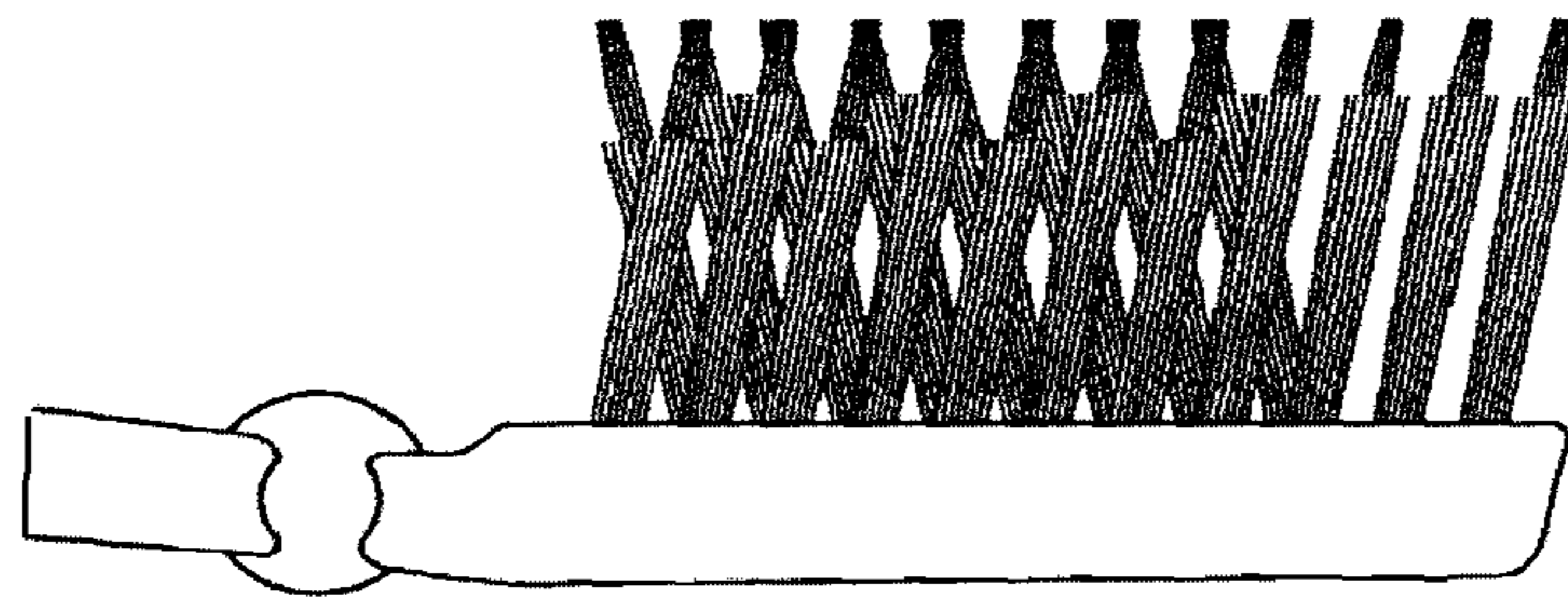


Fig. 5.




Fig. 6.

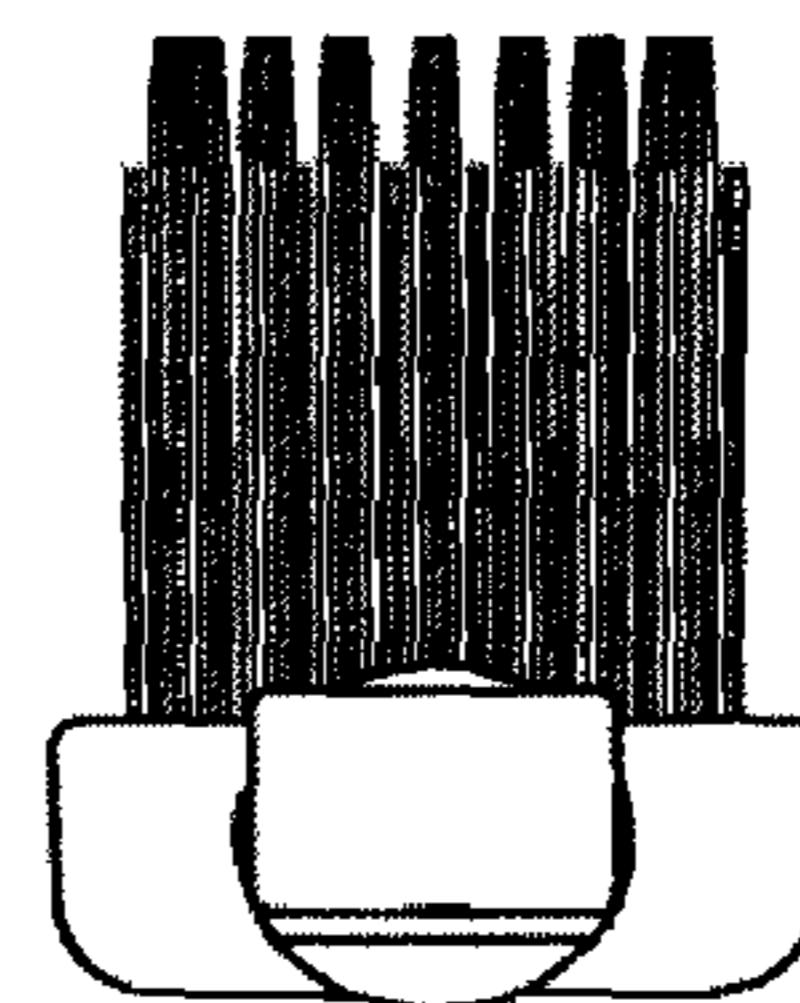


Fig. 7.