



US00D623414S

(12) **United States Design Patent**  
**Wagner**

(10) **Patent No.:** **US D623,414 S**

(45) **Date of Patent:** **\*\* Sep. 14, 2010**

(54) **TOOTHBRUSH HEAD WITH DUAL LATERAL CONCAVE SIDES**

D493,287 S \* 7/2004 Hay et al. .... D4/130  
2008/0152419 A1 \* 6/2008 Hartstock et al. .... 401/121

(76) Inventor: **Eugene Carl Wagner**, 1626 Chastain Pkwy. East, Pacific Palisades, CA (US) 90272

FOREIGN PATENT DOCUMENTS

KR 30-0335516 S \* 10/2003

(\*\*) Term: **14 Years**

\* cited by examiner

(21) Appl. No.: **29/348,846**

*Primary Examiner*—Melanie H Tung  
*Assistant Examiner*—Lavone D Tabor

(22) Filed: **Feb. 16, 2010**

(57) **CLAIM**

(51) **LOC (9) Cl.** ..... **04-02**

The ornamental design for a toothbrush head with dual lateral concave sides, as shown and described.

(52) **U.S. Cl.** ..... **D4/104; D4/199**

(58) **Field of Classification Search** ..... D4/104–112, D4/130, 132–134, 136, 199; 15/110, 167.1, 15/167.2; 132/308–311; 601/139, 141  
See application file for complete search history.

**DESCRIPTION**

(56) **References Cited**

U.S. PATENT DOCUMENTS

D102,048 S *	11/1936	Brothers et al. ....	D4/105
2,558,332 A *	6/1951	Artale .....	15/167.1
4,399,582 A *	8/1983	Ernest et al. ....	15/176.4
D274,018 S *	5/1984	Usui .....	D4/105
D352,829 S *	11/1994	Perry .....	D4/104
D369,243 S *	4/1996	Hunt .....	D4/104
D425,310 S *	5/2000	Mangiameli .....	D4/121
D450,929 S *	11/2001	Angelini et al. ....	D4/105
D456,136 S *	4/2002	Roehrig .....	D4/104
D461,057 S *	8/2002	Flores et al. ....	D4/130

FIG. 1 is a perspective view of a toothbrush head with dual lateral concave sides showing my new design;

FIG. 2 is a bottom plan view thereof;

FIG. 3 is a top plan view thereof;

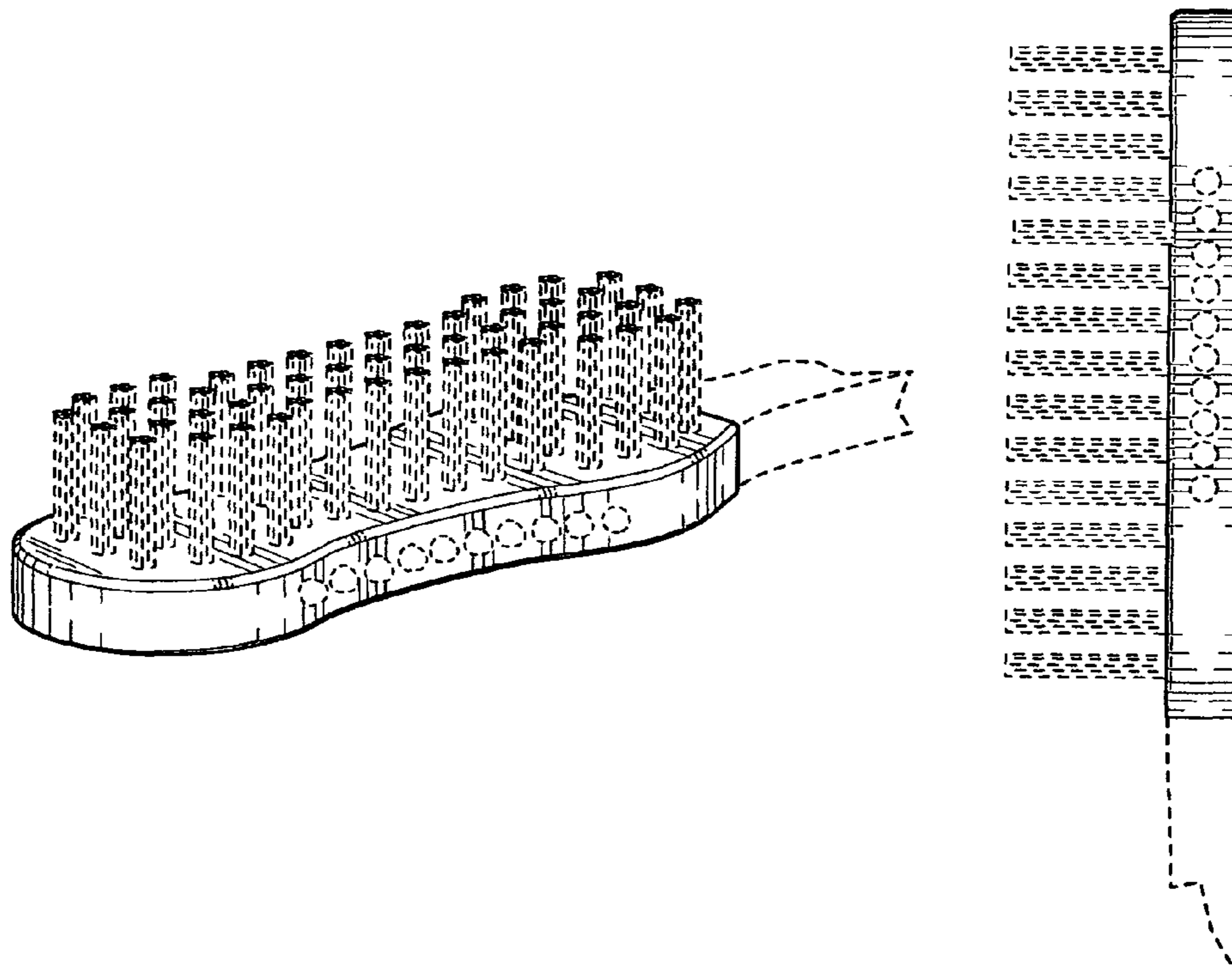
FIG. 4 is a side elevation view thereof;

FIG. 5 is a front elevation view thereof; and,

FIG. 6 is a rear elevation view thereof.

The broken lines showing a handle, bristles, and the convex projections are included to illustrate environmental structure of the toothbrush head that forms no part of the claimed design.

**1 Claim, 3 Drawing Sheets**



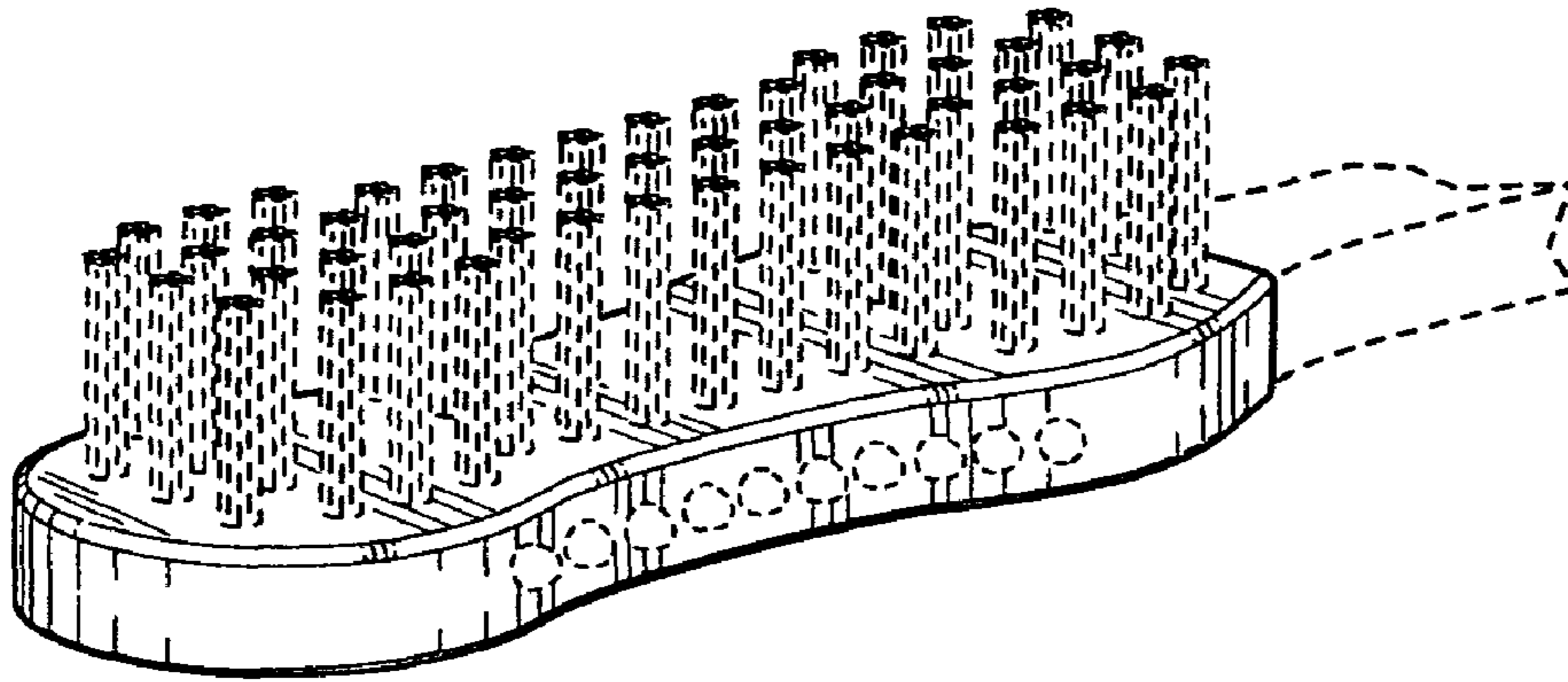


FIG. 1




FIG. 2

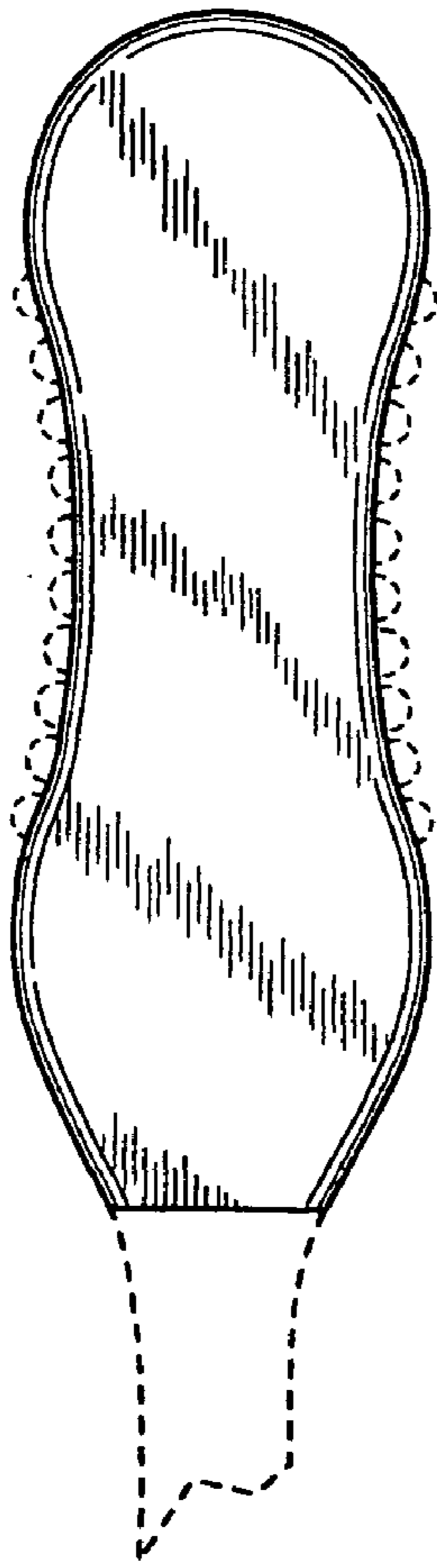


FIG. 3

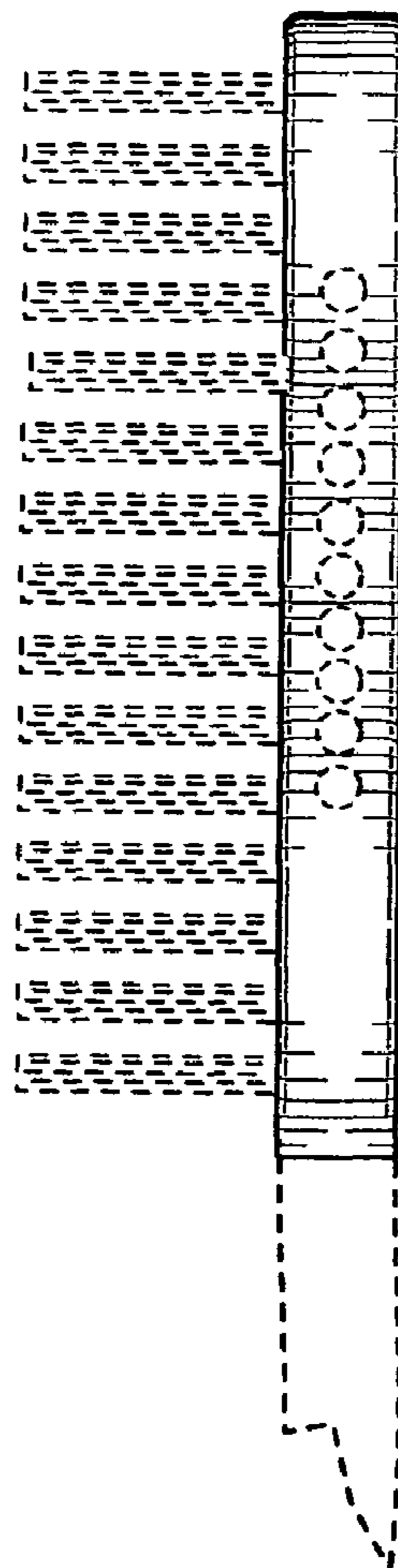


FIG. 4

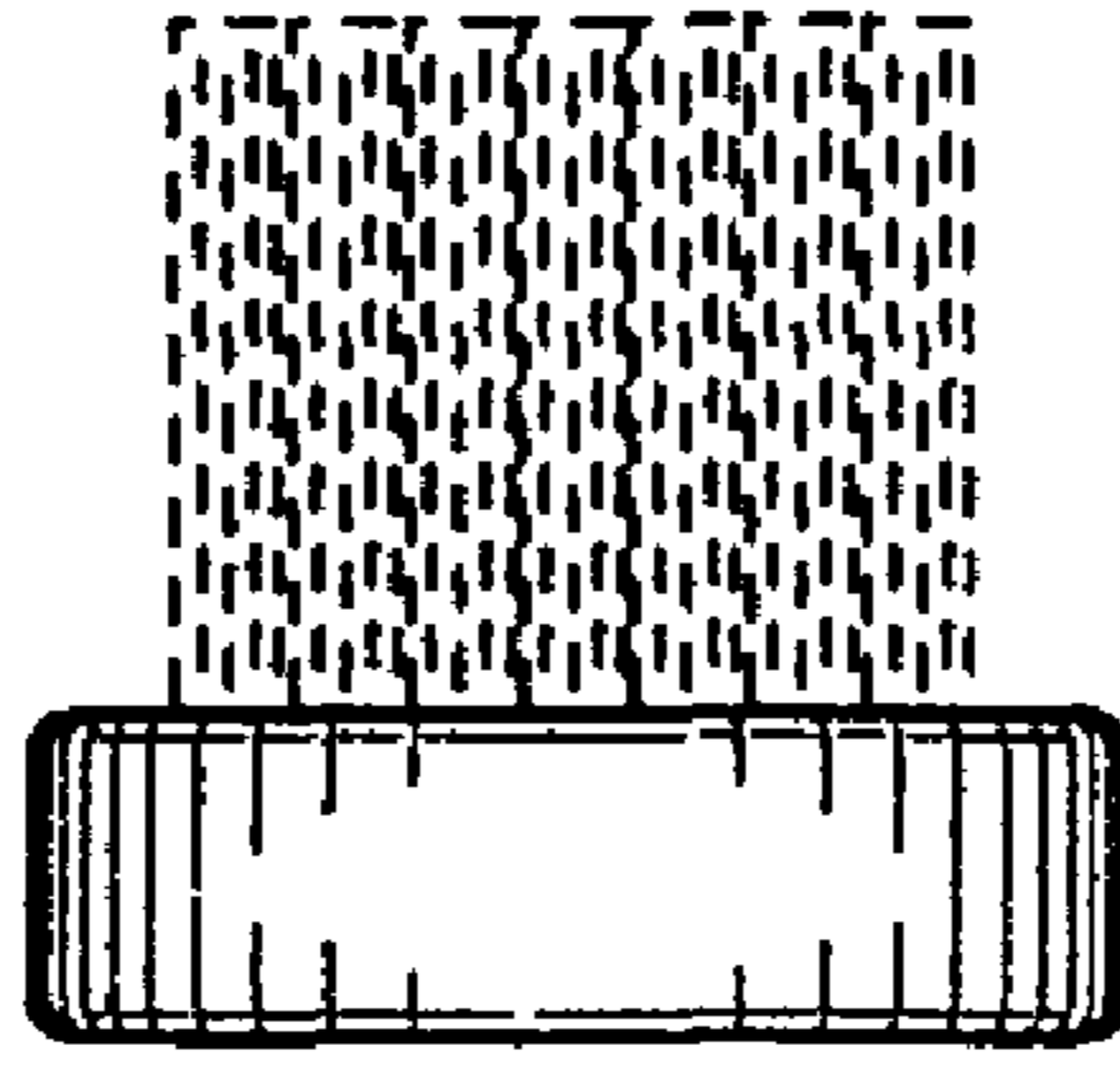


FIG. 5

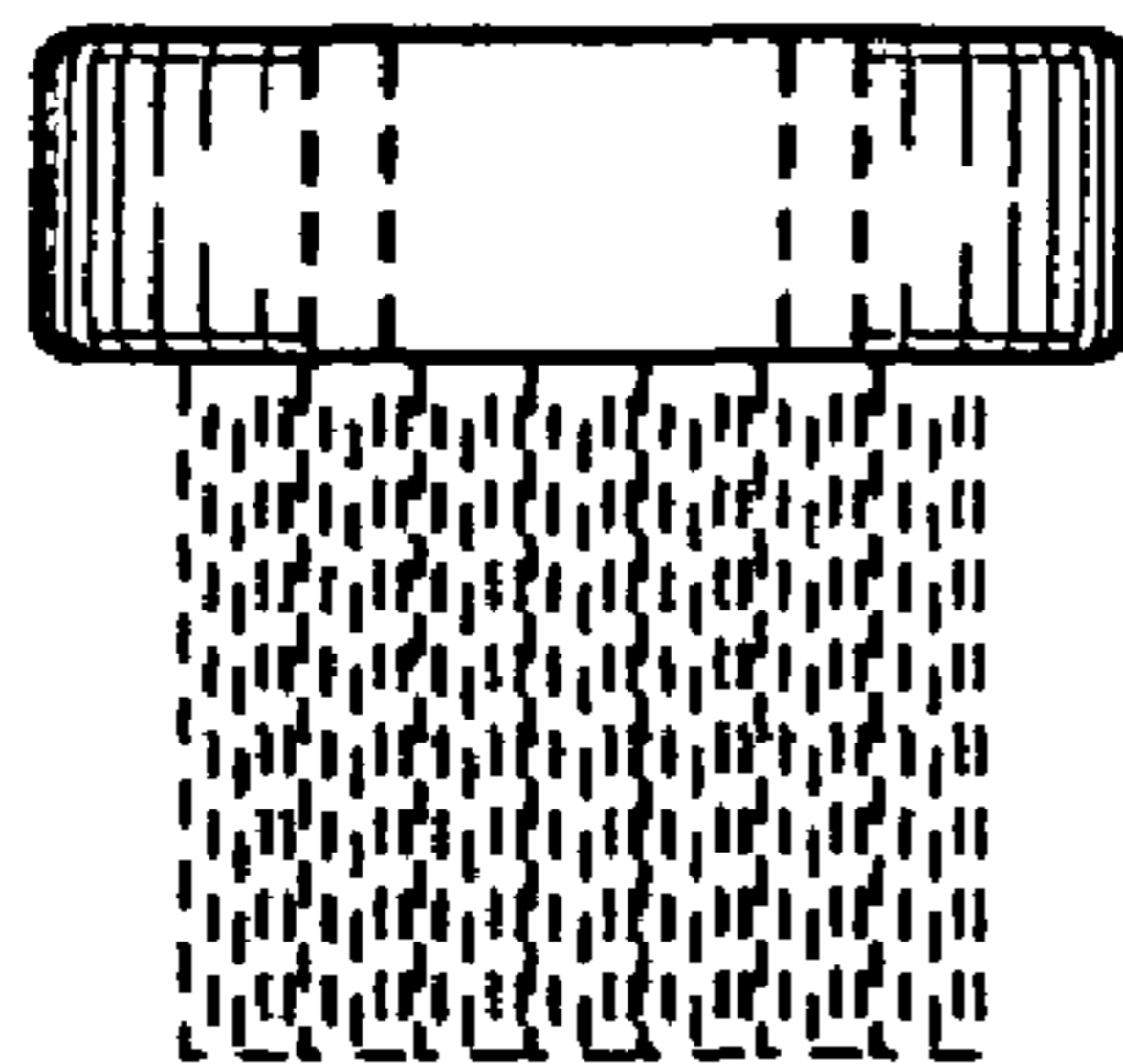


FIG. 6