



(12) **United States Design Patent**
McCracken

(10) **Patent No.:** **US D623,410 S**
(45) **Date of Patent:** **** Sep. 14, 2010**

(54) **GOLF BAG COVER**

(76) Inventor: **Mark S. McCracken**, 6300 Woolridge Rd., Moseley, VA (US) 23120

(**) Term: **14 Years**

(21) Appl. No.: **29/315,986**

(22) Filed: **Aug. 13, 2009**

(51) **LOC (9) Cl.** **03-01**

(52) **U.S. Cl.** **D3/320**

(58) **Field of Classification Search** D3/320,
D3/255, 221, 303, 318; 206/315.2, 315.3,
206/315.4

See application file for complete search history.

(56) **References Cited**

U.S. PATENT DOCUMENTS

4,953,697	A *	9/1990	Stanley	206/315.4
D341,485	S *	11/1993	Brengel	D3/255
D363,160	S *	10/1995	McCracken	D3/255
D432,307	S *	10/2000	Vazquez	D3/303
D589,702	S *	4/2009	Hale	D3/255

* cited by examiner

Primary Examiner—Holly H Baynham
Assistant Examiner—Sheryl Lane

(57) **CLAIM**

I claim the ornamental design for a golf bag cover, as shown and described.

DESCRIPTION

FIG. 1 is a perspective view of a golf bag cover showing my new design;

FIG. 2 is a front elevational view thereof including two corner portions folded open;

FIG. 3 is a rear elevational view thereof including two corner portions folded open;

FIG. 4 is a top plan view thereof;

FIG. 5 is a bottom plan view thereof;

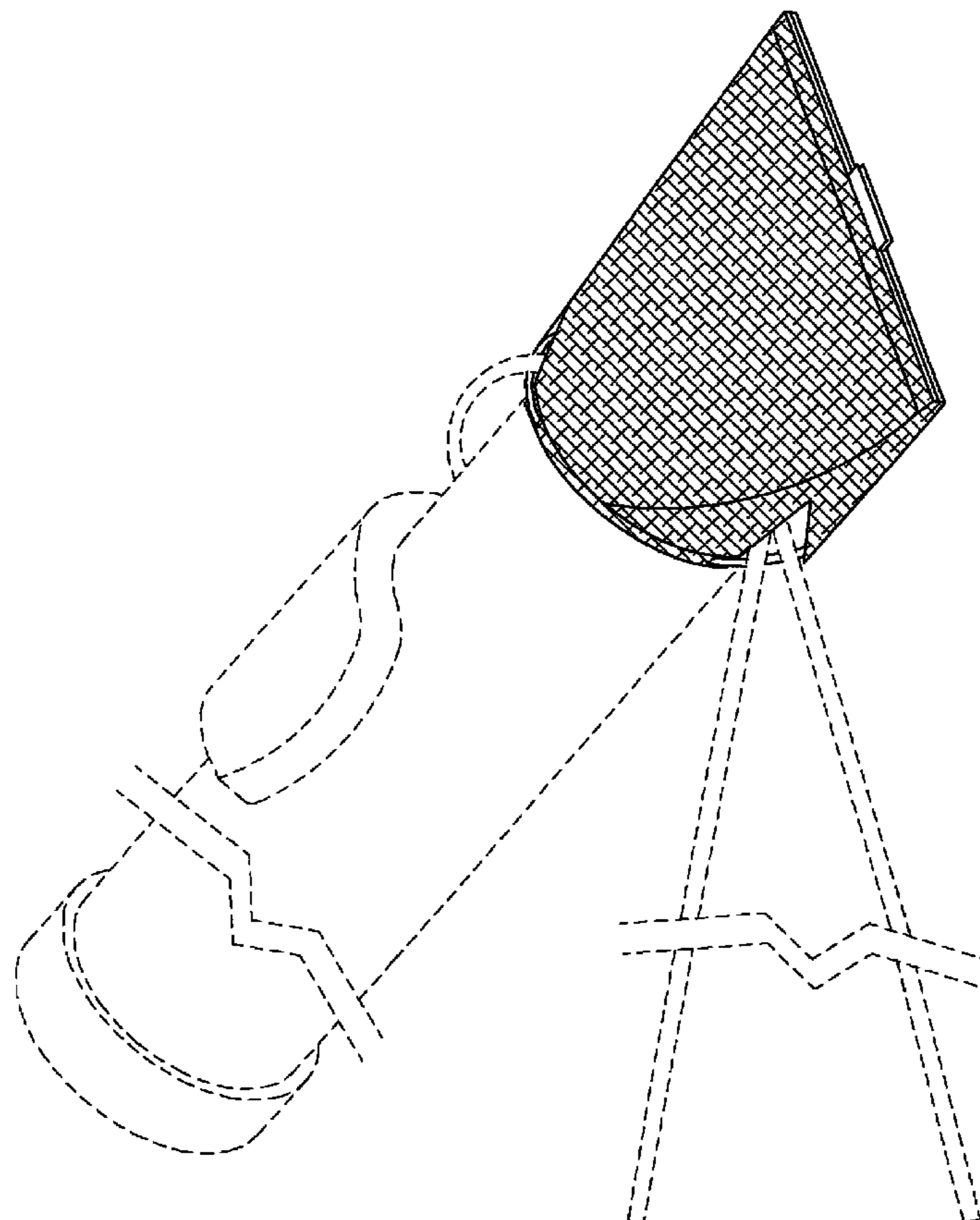
FIG. 6 is a right side elevational view thereof; and,

FIG. 7 is a left side elevational view thereof.

The broken line showing of a golf bag and clubs in FIG. 1 is for illustrative purposes only and forms no part of the claimed ornamental design.

The dashed lines in FIGS. 2-3 represent stitching and ARE part of the claimed design.

1 Claim, 5 Drawing Sheets



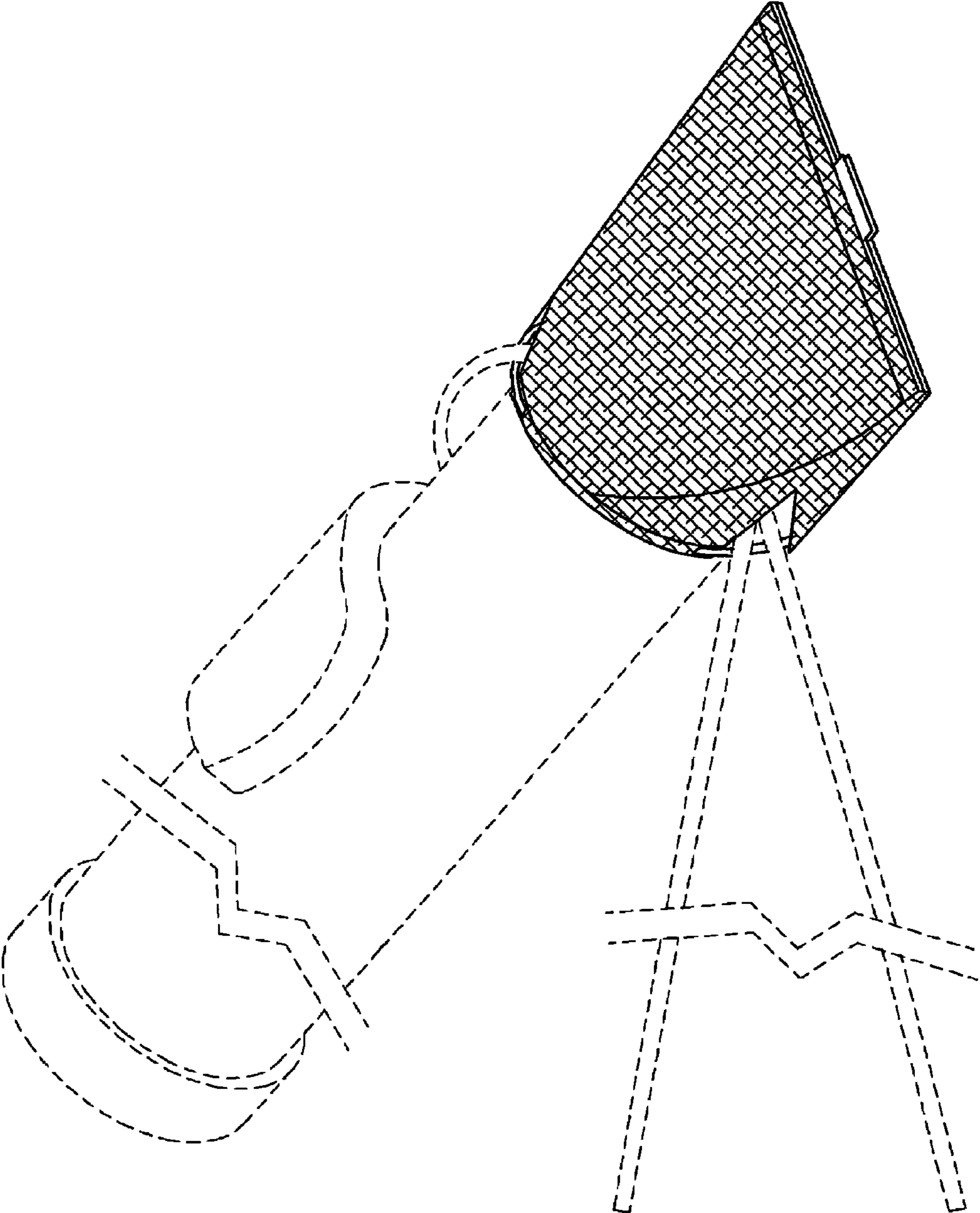


FIG. 1

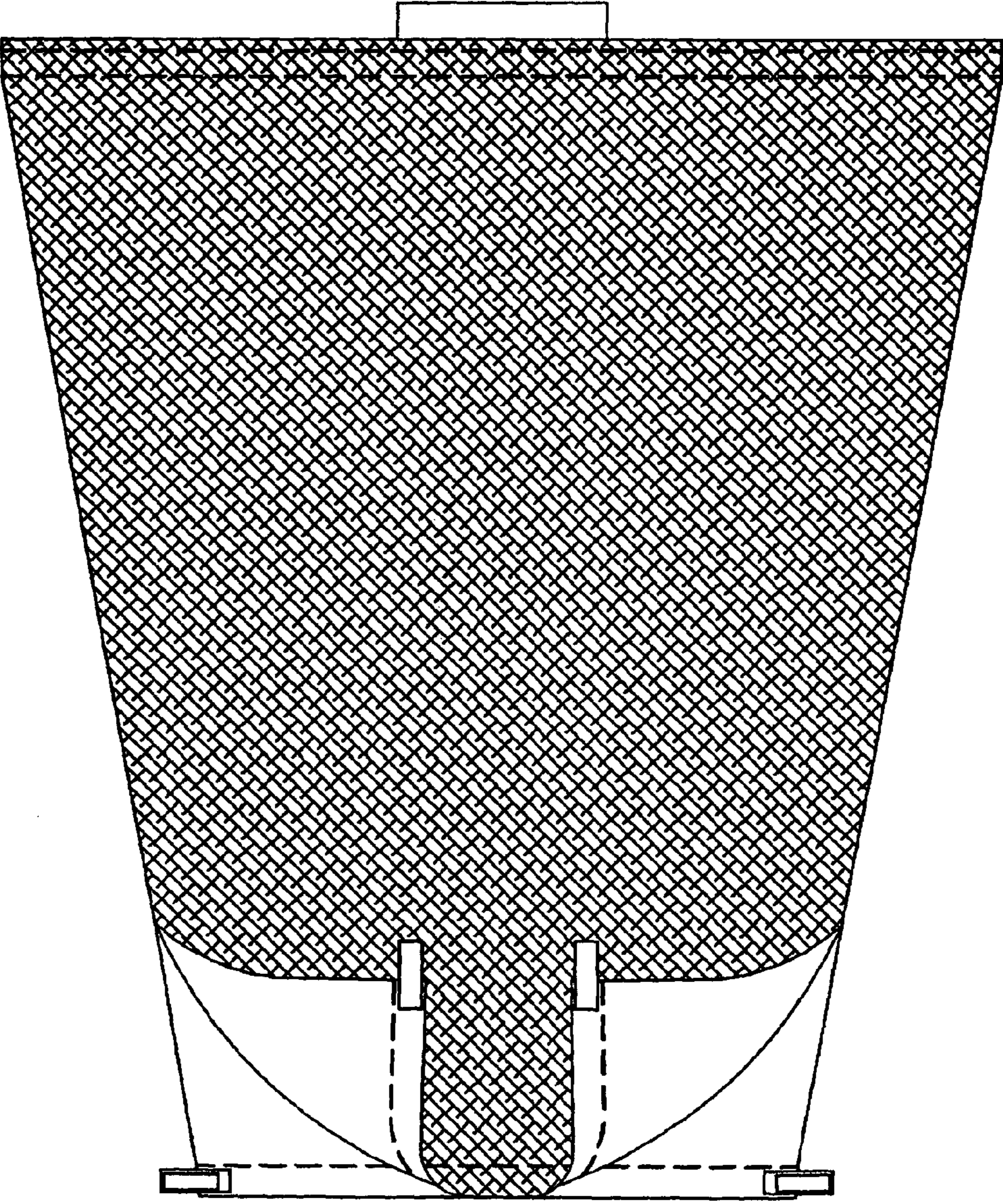


Fig. 2

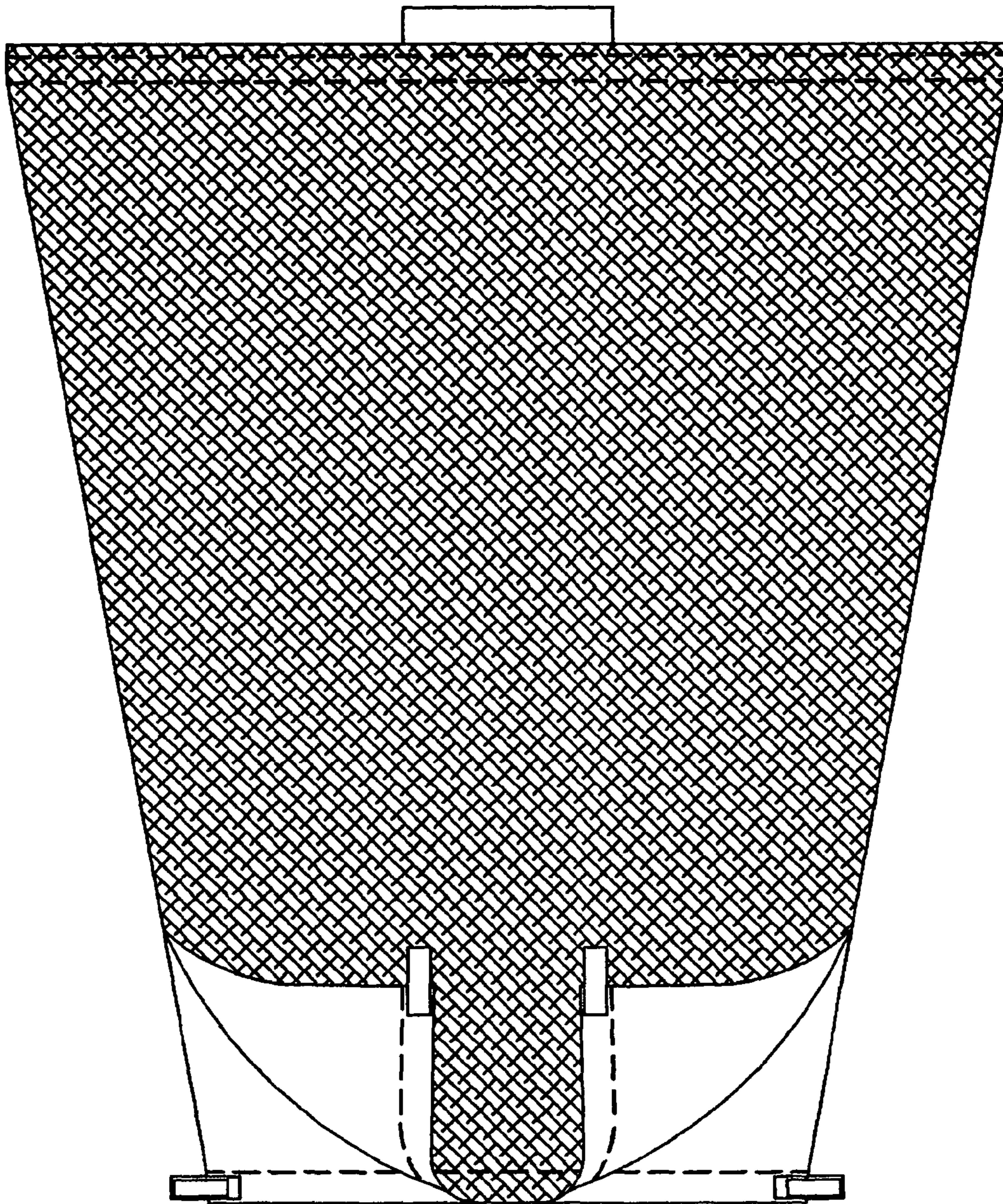


Fig. 3




FIG. 4

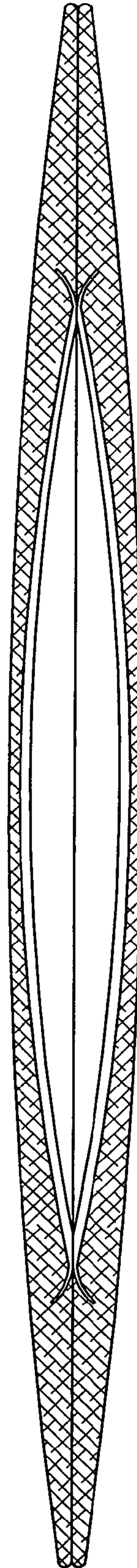


FIG. 5



FIG. 6




FIG. 7