



US00D623400S

(12) **United States Design Patent**
Walker

(10) **Patent No.:** **US D623,400 S**
(45) **Date of Patent:** **** Sep. 14, 2010**

(54) **BOAT SHAPED KEY CHAIN**

(76) Inventor: **William Walker**, 10421 Almanor Cir.,
Stockton, CA (US) 95219

(**) Term: **14 Years**

(21) Appl. No.: **29/346,293**

(22) Filed: **Oct. 29, 2009**

(51) **LOC (9) Cl.** **03-01**

(52) **U.S. Cl.** **D3/211**

(58) **Field of Classification Search** D11/1-2,
D11/14, 26-29, 89-92, 44, 48, 81, 99; 63/26-28,
63/32; D3/207-211; D8/38; D12/300
See application file for complete search history.

(56) **References Cited**

U.S. PATENT DOCUMENTS

D442,838 S * 5/2001 Kelleghan D8/38

* cited by examiner

Primary Examiner—Ralf Seifert
(74) *Attorney, Agent, or Firm*—L.C. Begin & Associates,
PLLC


(57) **CLAIM**

The ornamental design for a boat shaped key chain, as shown and described.

DESCRIPTION

FIG. 1 is a perspective view of a boat shaped key chain; and
FIG. 2 is a top view of the boat shaped key chain;
FIG. 3 is a bottom view of the boat shaped key chain;
FIG. 4 is a front view of the boat shaped key chain;
FIG. 5 is a rear view of the boat shaped key chain; and,
FIG. 6 is a right hand side view of the boat shaped key chain.
The broken lines showing a key in FIGS. 1 to 5 are included only for the purpose of illustrating an environment and form not part of the claimed design.

1 Claim, 5 Drawing Sheets



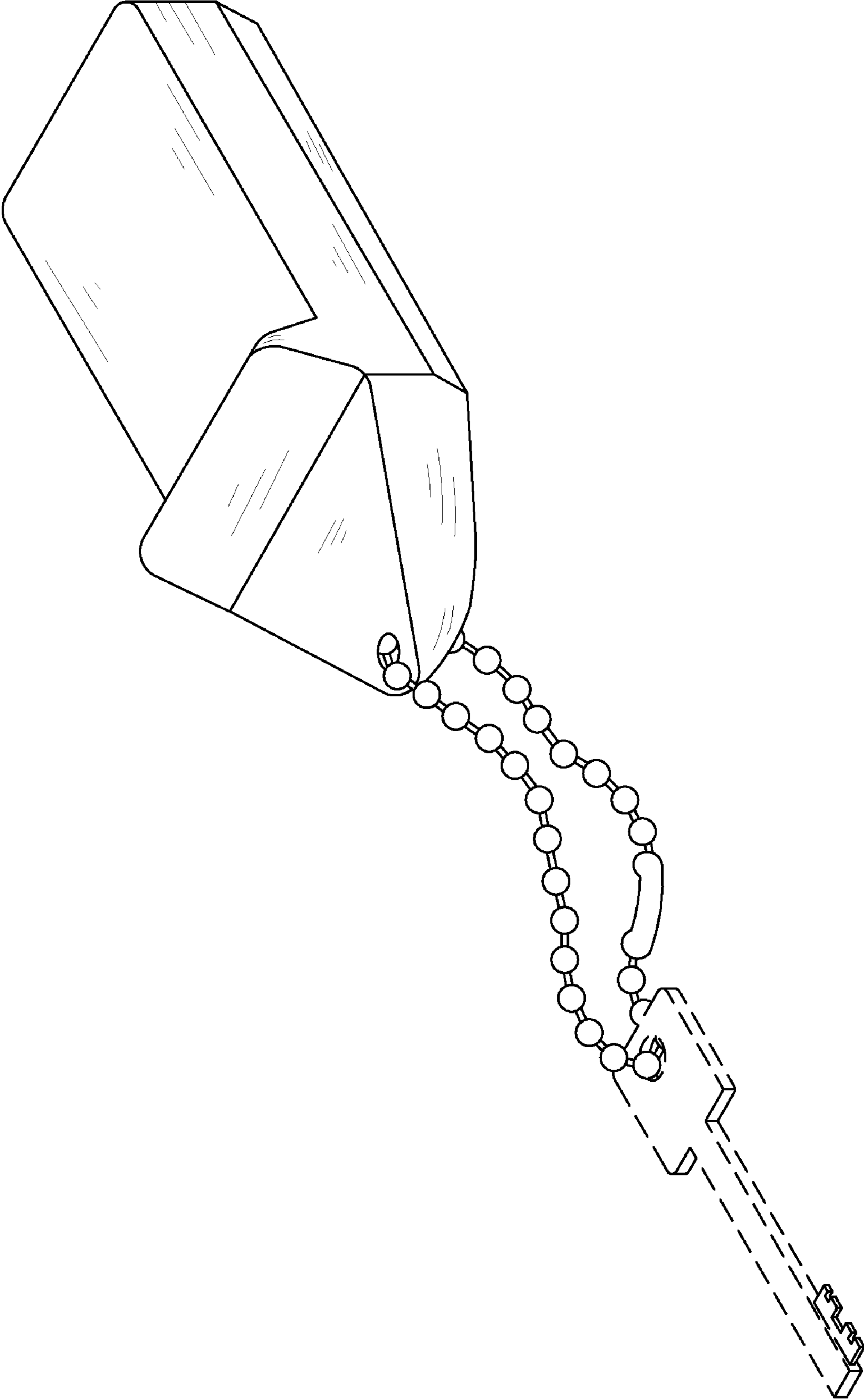


FIG. 1

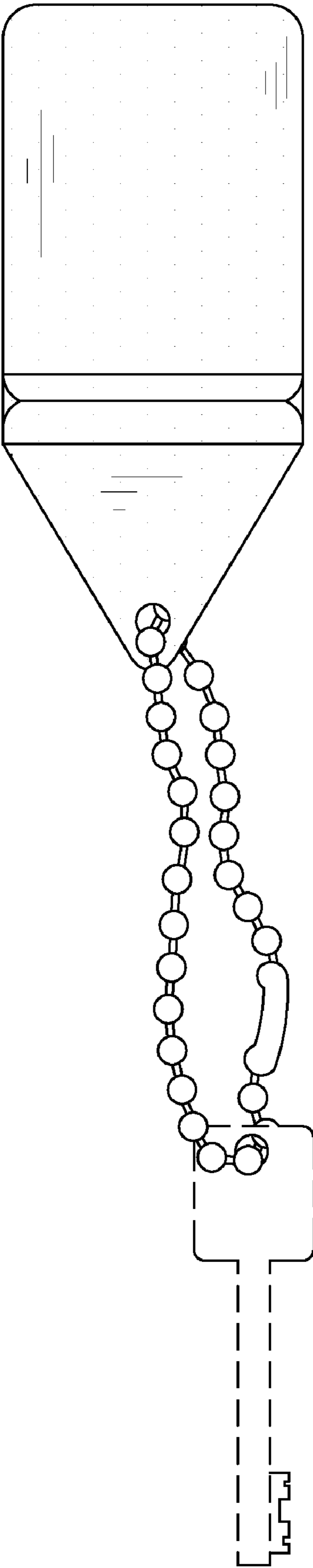


FIG. 2

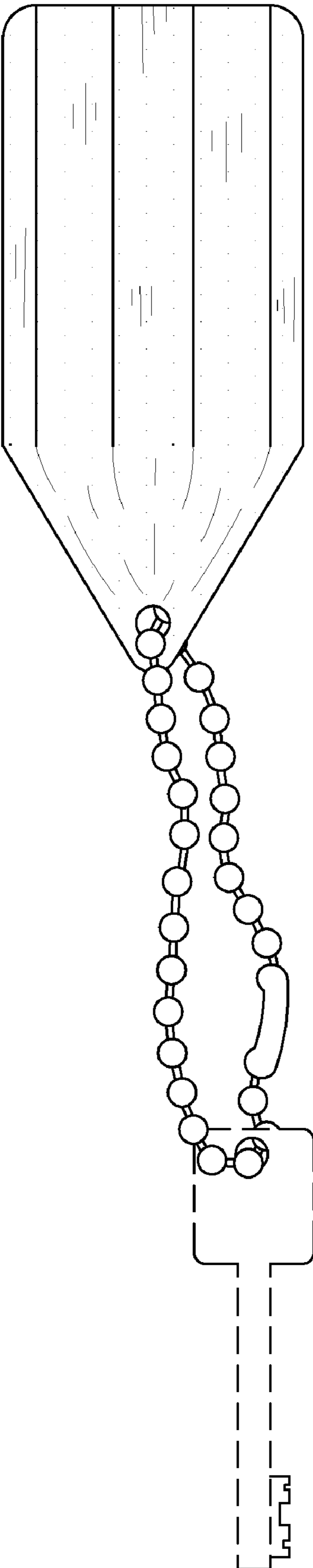


FIG. 3

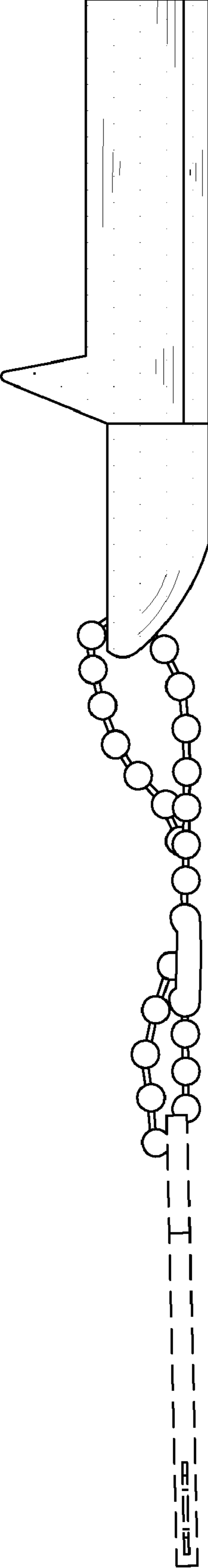


FIG. 4

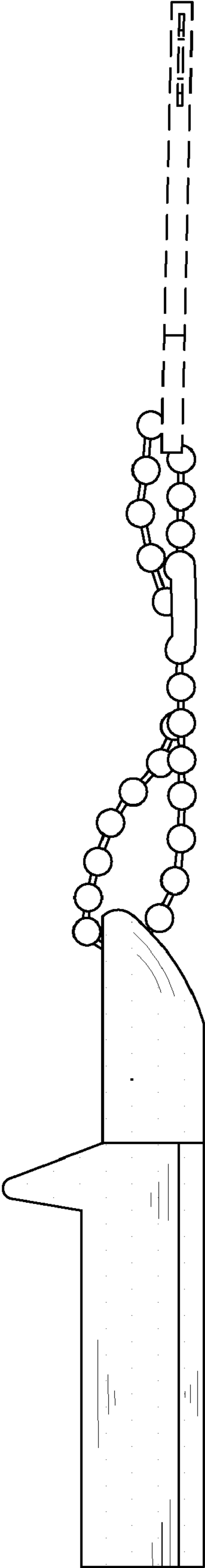


FIG. 5

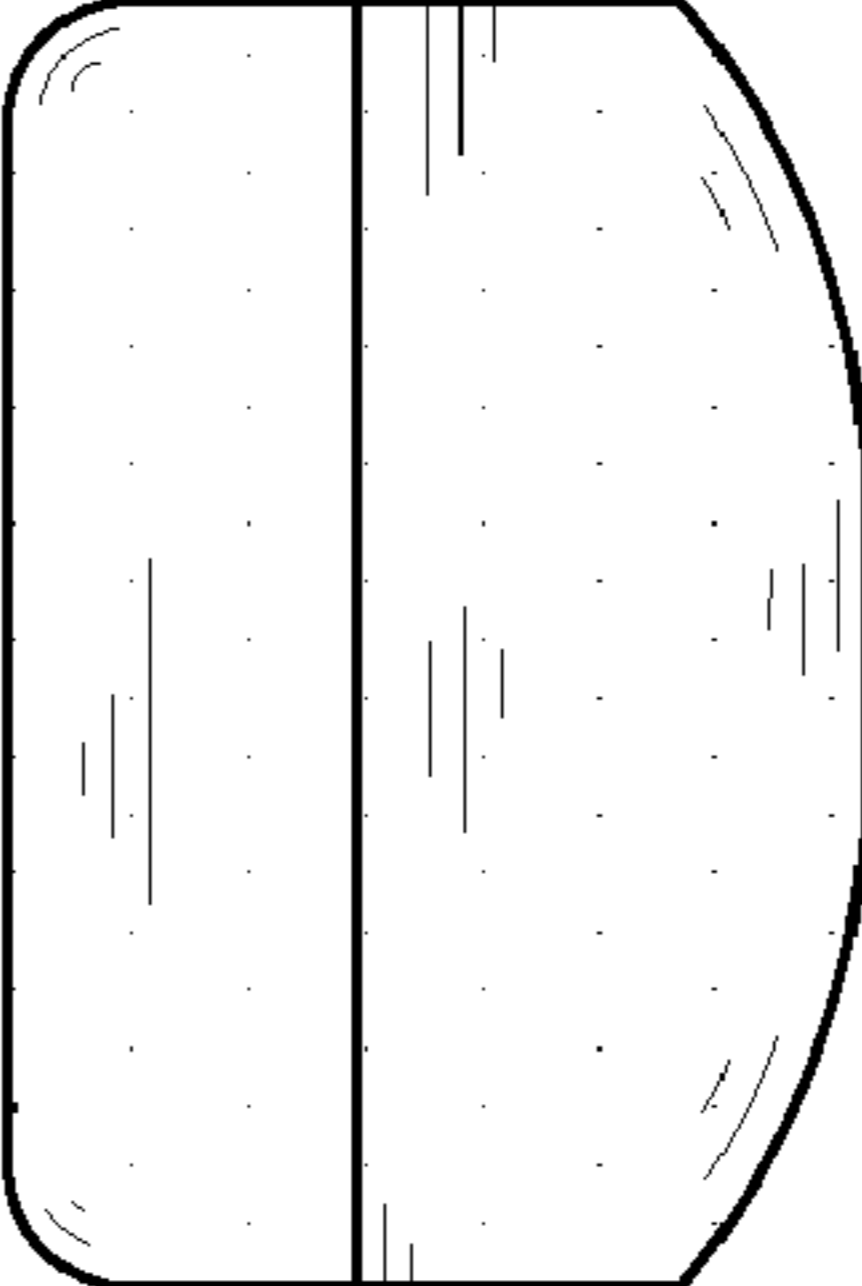


FIG. 6