



US00D623393S

(12) **United States Design Patent**  
**You**

(10) **Patent No.:** **US D623,393 S**  
(45) **Date of Patent:** **\*\* Sep. 14, 2010**

(54) **UMBRELLA**

D437,109 S \* 2/2001 Muscella ..... D3/5  
2008/0149152 A1\* 6/2008 Huang ..... 135/20.1

(76) Inventor: **Ching-Chuan You**, 4FL. No. 27, Lane  
160, Hsin Sheng S. Rd., Sec. 1, P.O. Box  
1-79, Taipei (TW) 100

\* cited by examiner

*Primary Examiner*—Doris Clark

(\*\*) Term: **14 Years**

(57) **CLAIM**

(21) Appl. No.: **29/311,913**

The ornamental design for a umbrella, as shown.

(22) Filed: **Jul. 31, 2009**

**DESCRIPTION**

(51) **LOC (9) Cl.** ..... **03-03**

(52) **U.S. Cl.** ..... **D3/5**

(58) **Field of Classification Search** ..... D3/5,  
D3/10, 12, 13, 16, 17; 135/15.1, 23, 20.1,  
135/20.3, 25.31, 33.7, 39, 40, 25.01, 21,  
135/16, 44

See application file for complete search history.

FIG. 1 is a perspective view of the umbrella of this invention;  
FIG. 2 is a front view thereof;  
FIG. 3 is a rear view thereof;  
FIG. 4 is a left view thereof;  
FIG. 5 is a right view thereof;  
FIG. 6 is a top view thereof;  
FIG. 7 is a bottom view thereof; and,  
FIG. 8 is a perspective view of the umbrella of this invention  
in fully upward extended position.

(56) **References Cited**

**U.S. PATENT DOCUMENTS**

3,042,055 A \* 7/1962 Todorovic ..... 135/20.1  
5,505,221 A \* 4/1996 Gao ..... 135/20.1  
D419,759 S \* 2/2000 Goudarzi ..... D3/5

**1 Claim, 6 Drawing Sheets**





FIG. 1



FIG. 2



FIG. 3

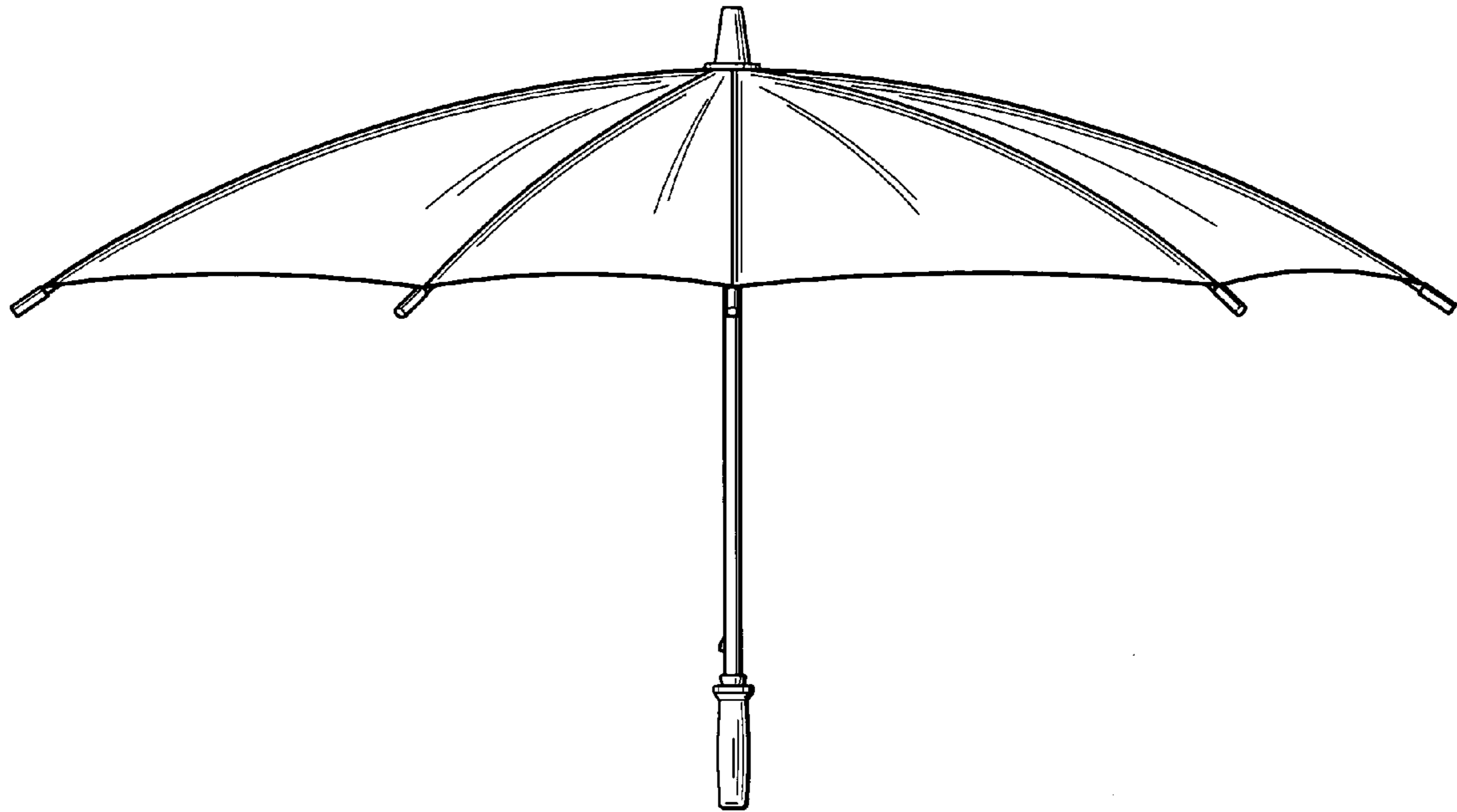


FIG. 4



FIG. 5

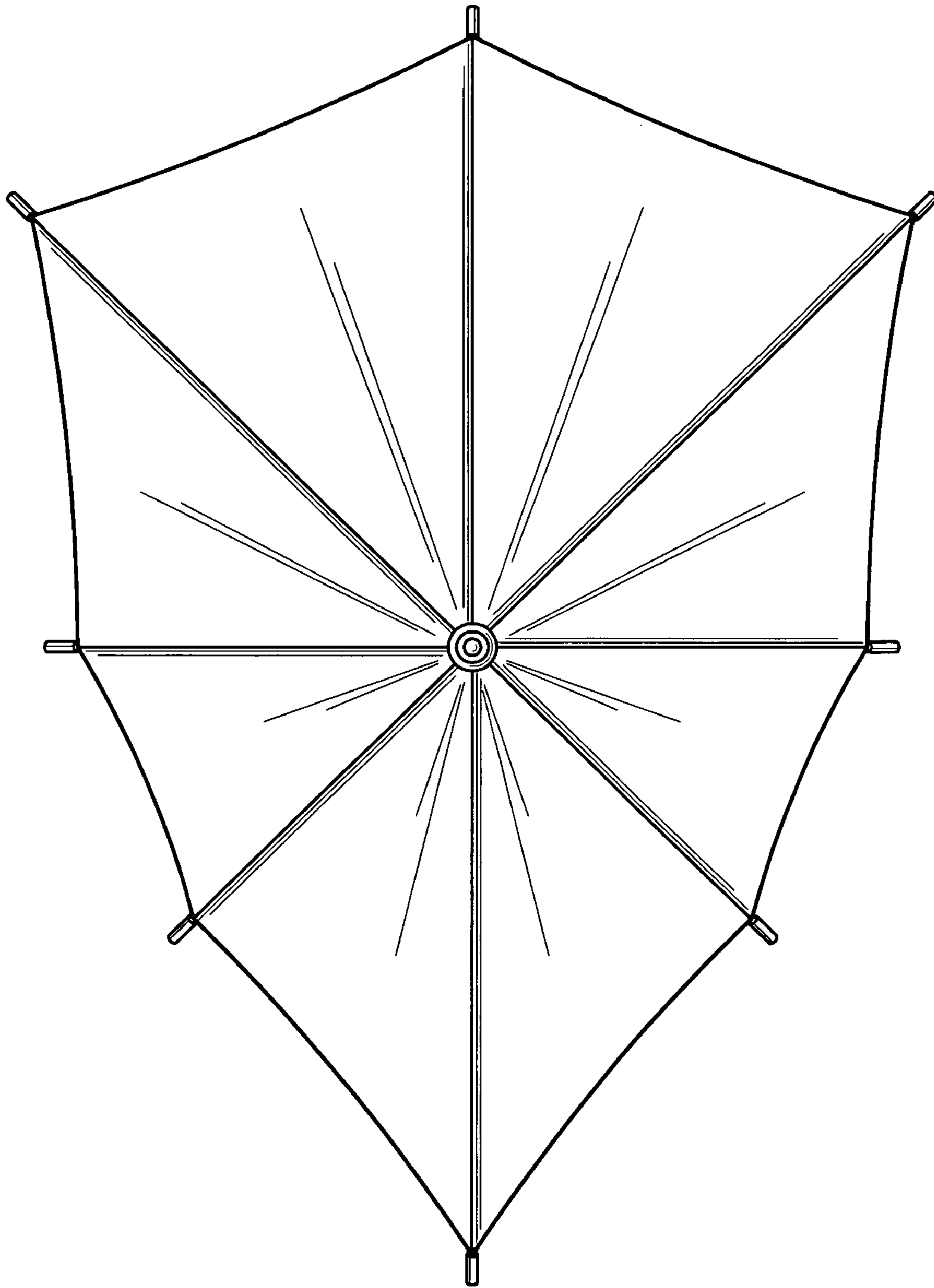


FIG. 6

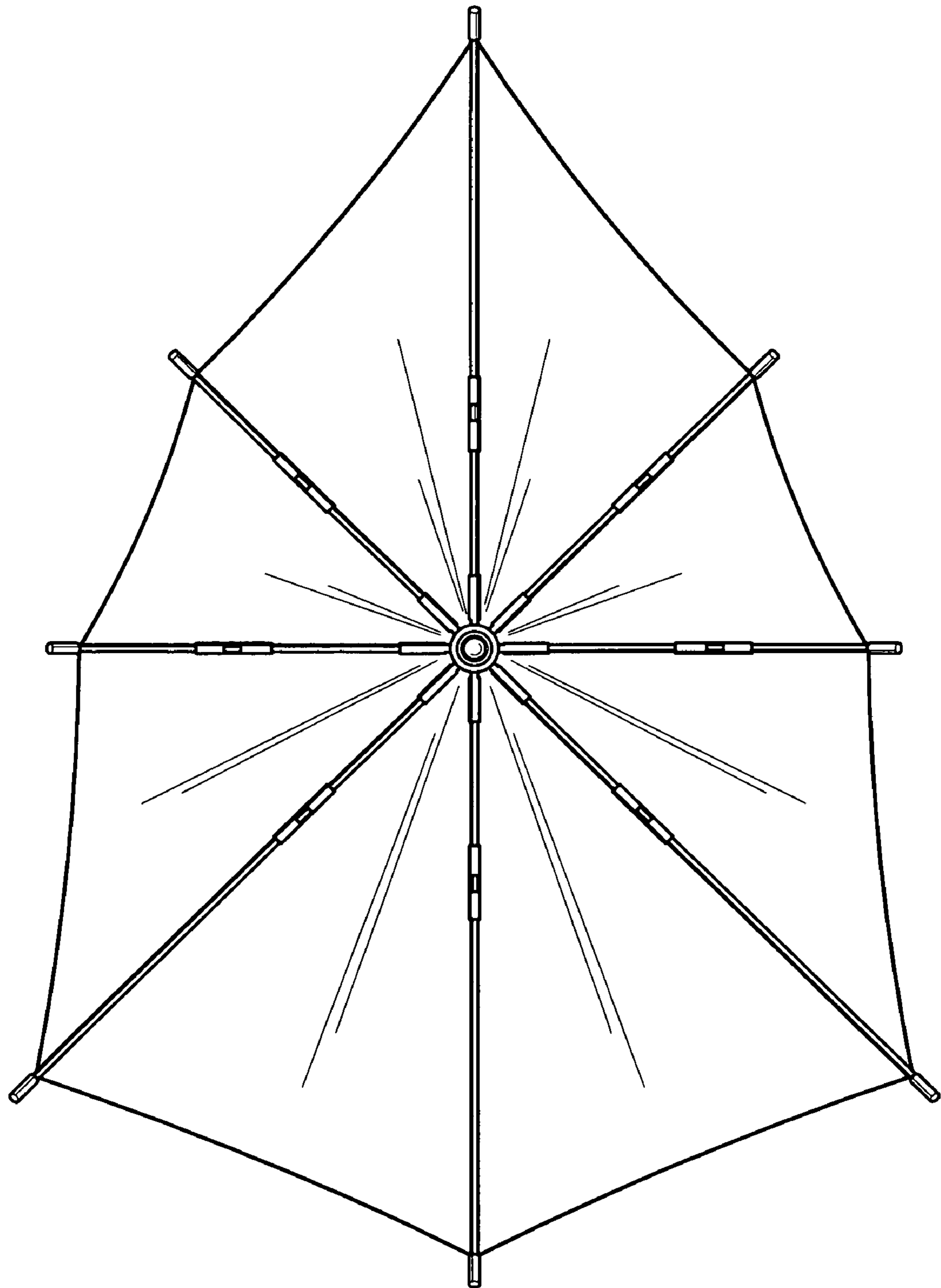


FIG. 7

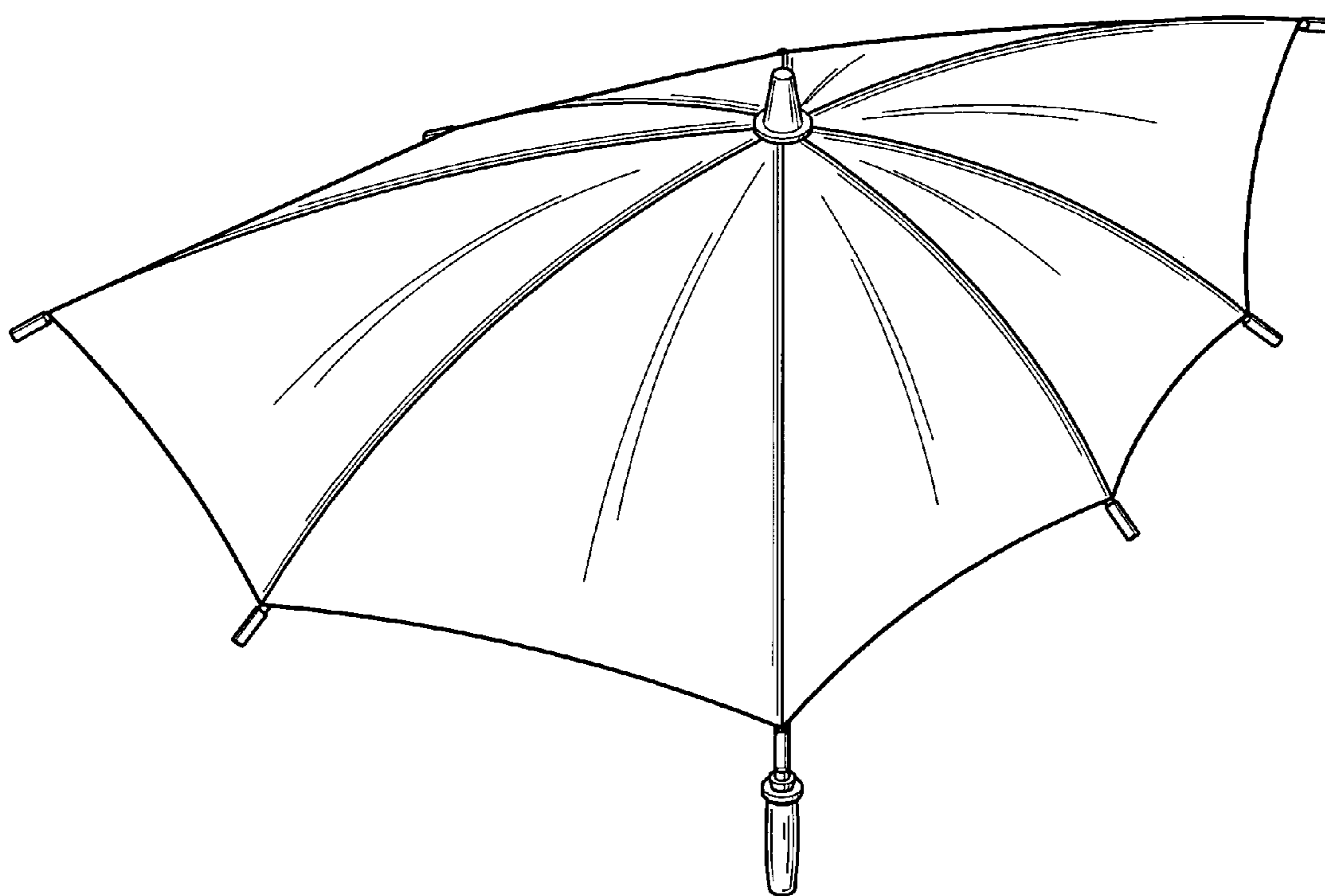


FIG. 8