



US00D623390S

(12) **United States Design Patent**  
**Lawler**

(10) **Patent No.:** **US D623,390 S**

(45) **Date of Patent:** **\*\* Sep. 14, 2010**

(54) **FOOTWEAR**

(75) Inventor: **Daniel Lawler**, London (GB)

(73) Assignee: **J. Choo Limited**, London (GB)

(\*\*) Term: **14 Years**

(21) Appl. No.: **29/349,330**

(22) Filed: **Mar. 24, 2010**

**Related U.S. Application Data**

(62) Division of application No. 29/314,049, filed on Feb. 27, 2009, now Pat. No. Des. 615,287.

**Foreign Application Priority Data**

Sep. 5, 2008 (EM) ..... 001000186-0018

(51) **LOC (9) Cl.** ..... **02-99**

(52) **U.S. Cl.** ..... **D2/971**

(58) **Field of Classification Search** ..... D2/896,  
D2/916-918, 925-942, 946, 969, 971; 36/1,  
36/83, 8.3, 45-58, 11.5

See application file for complete search history.

(56) **References Cited**

**U.S. PATENT DOCUMENTS**

D92,368 S \* 5/1934 Perugia ..... D2/935  
D94,220 S \* 1/1935 Kavkewitz ..... D2/935  
D96,843 S \* 9/1935 La Valle ..... D2/931  
D97,667 S \* 12/1935 Buraglia ..... D2/934

D98,355 S \* 1/1936 Liberty ..... D2/934  
D102,225 S \* 12/1936 Erdos ..... D2/932  
D126,203 S \* 4/1941 Elkin ..... D2/932  
D130,856 S \* 12/1941 Sobel ..... D2/932  
D131,160 S \* 1/1942 Grossmann ..... D2/932  
D529,704 S \* 10/2006 Choi ..... D2/971  
D592,385 S \* 5/2009 Guers-Neyraud ..... D2/946

\* cited by examiner

*Primary Examiner*—Dominic Simone

(74) *Attorney, Agent, or Firm*—Fross Zelnick Lehrman & Zissu, P.C.; Lawrence E. Apolzon, Esq.

(57) **CLAIM**

The ornamental design for footwear, as shown and described.

**DESCRIPTION**

FIG. 1 is a front perspective view of a shoe showing my footwear design;

FIG. 2 is a left side view of the footwear shown in FIG. 1;

FIG. 3 is a right side view of the footwear shown in FIG. 1,

FIG. 4 is a front view of the footwear shown in FIG. 1;

FIG. 5 is a rear view of the footwear shown in FIG. 1; and,

FIG. 6 is a top view of the footwear shown in FIG. 1.

The broken line showing of the sole, heel, heel cap, zipper, zipper pull, portions of the straps, rear portion of the shoe, and footbed is for illustrative purposes only and forms no part of the claimed design.

**1 Claim, 6 Drawing Sheets**

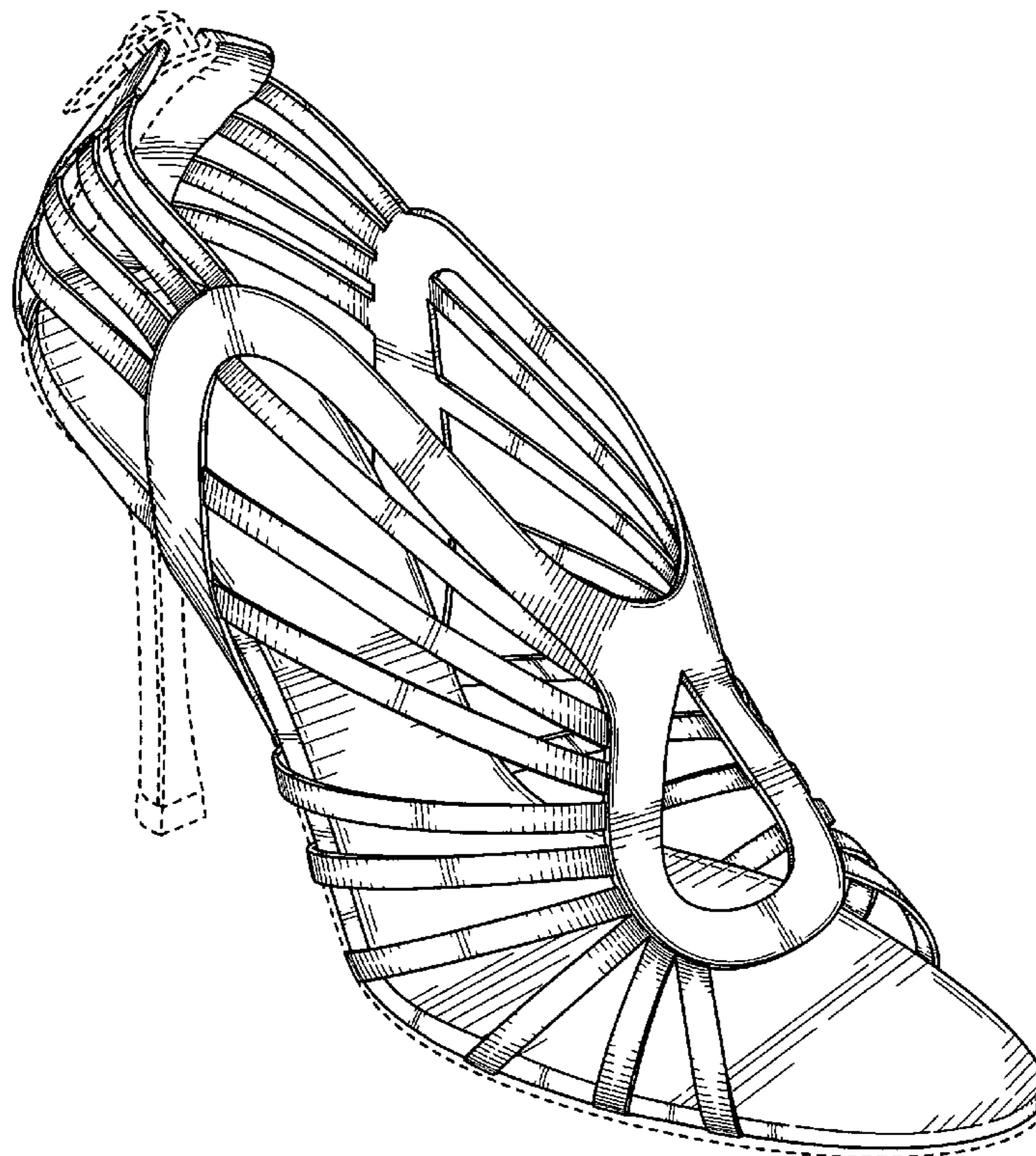




FIG. 1

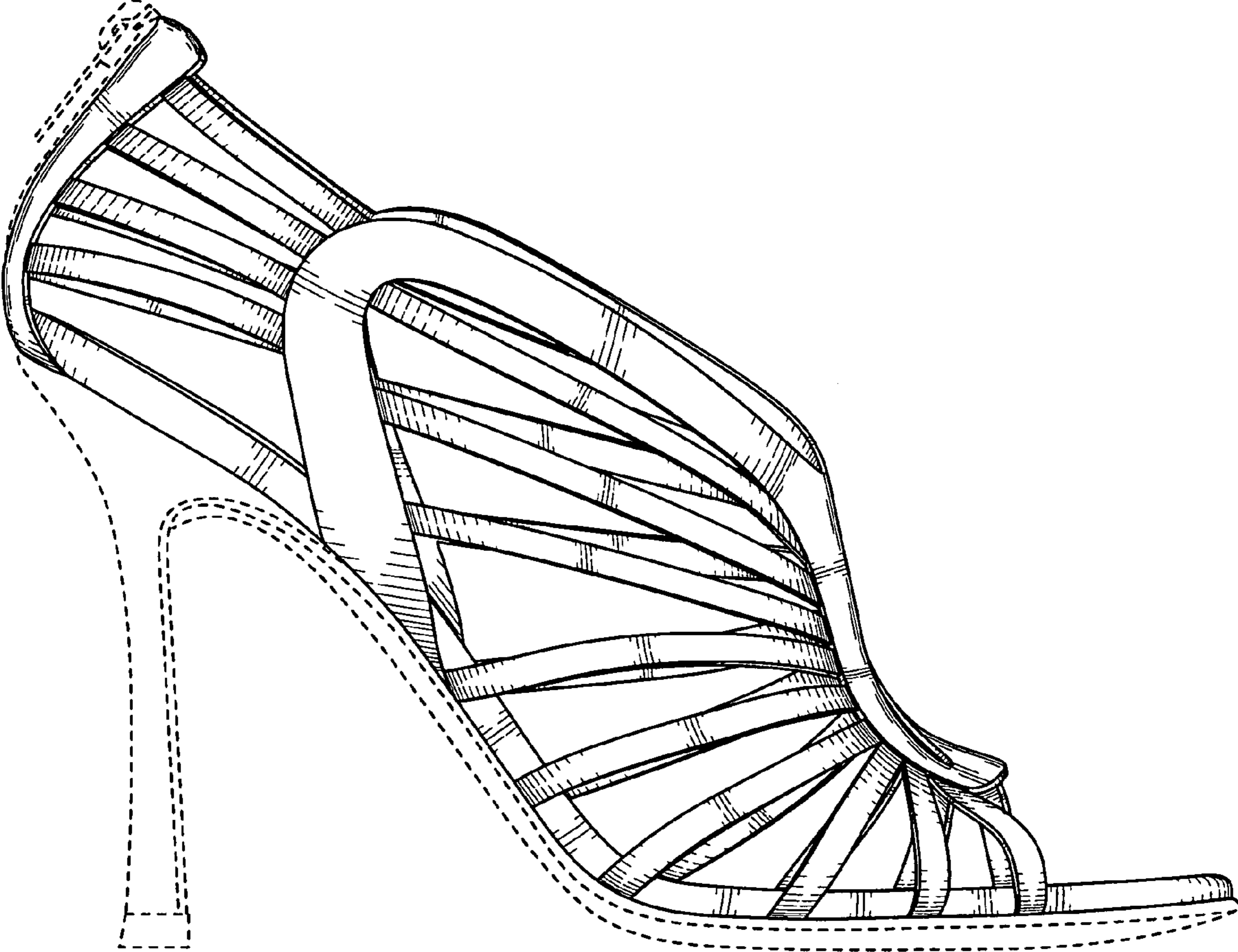


FIG. 2

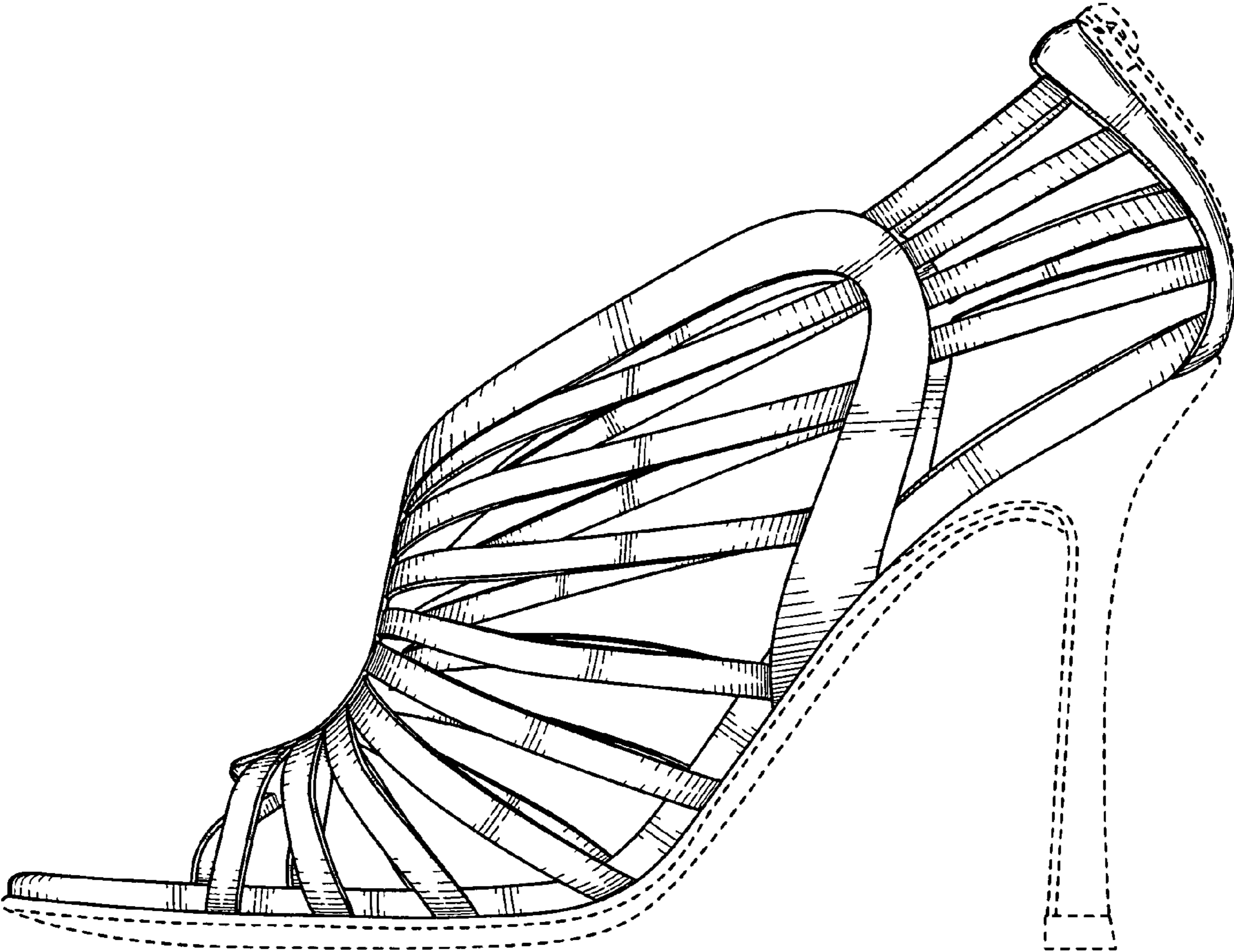


FIG. 3

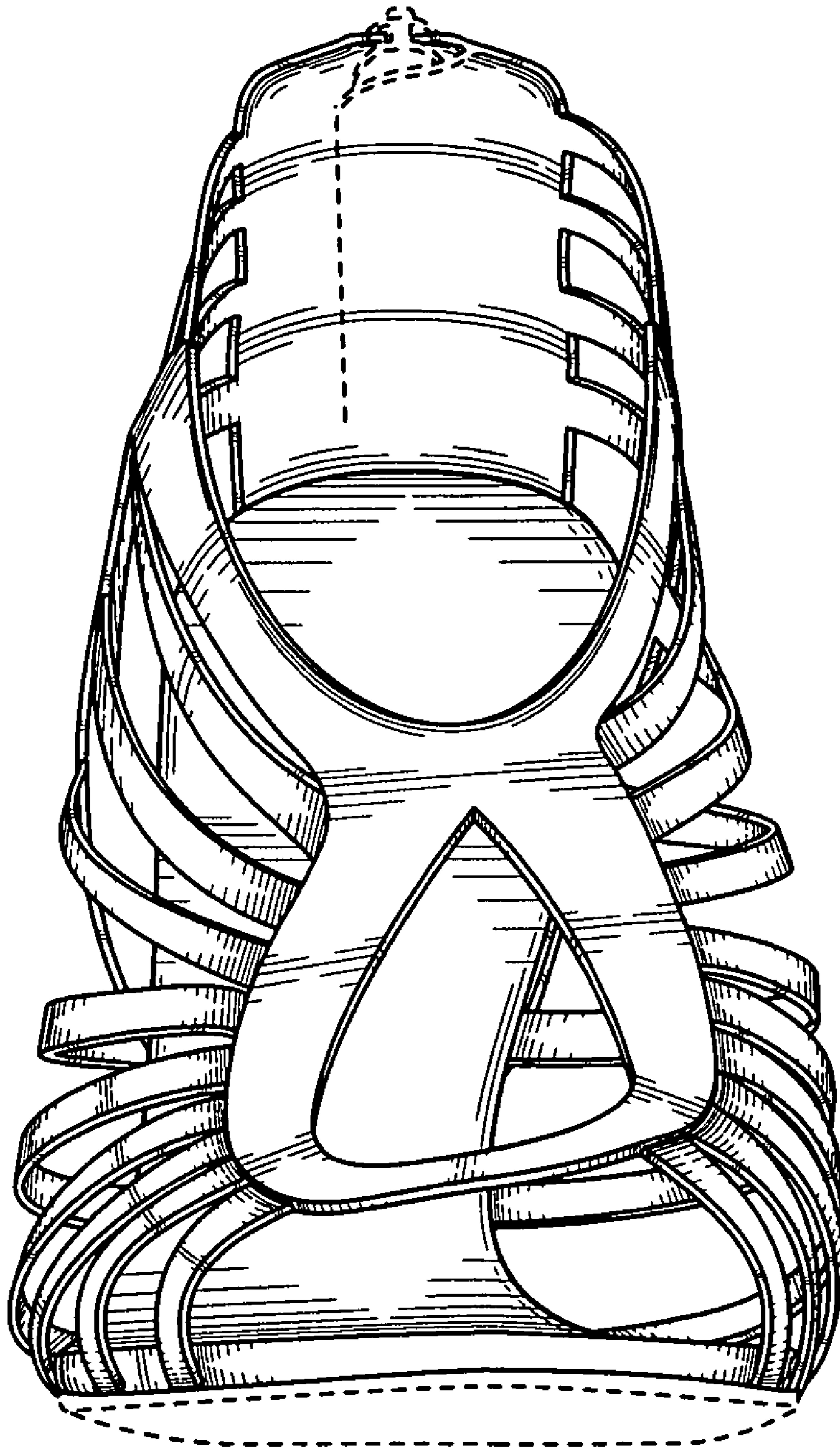


FIG. 4

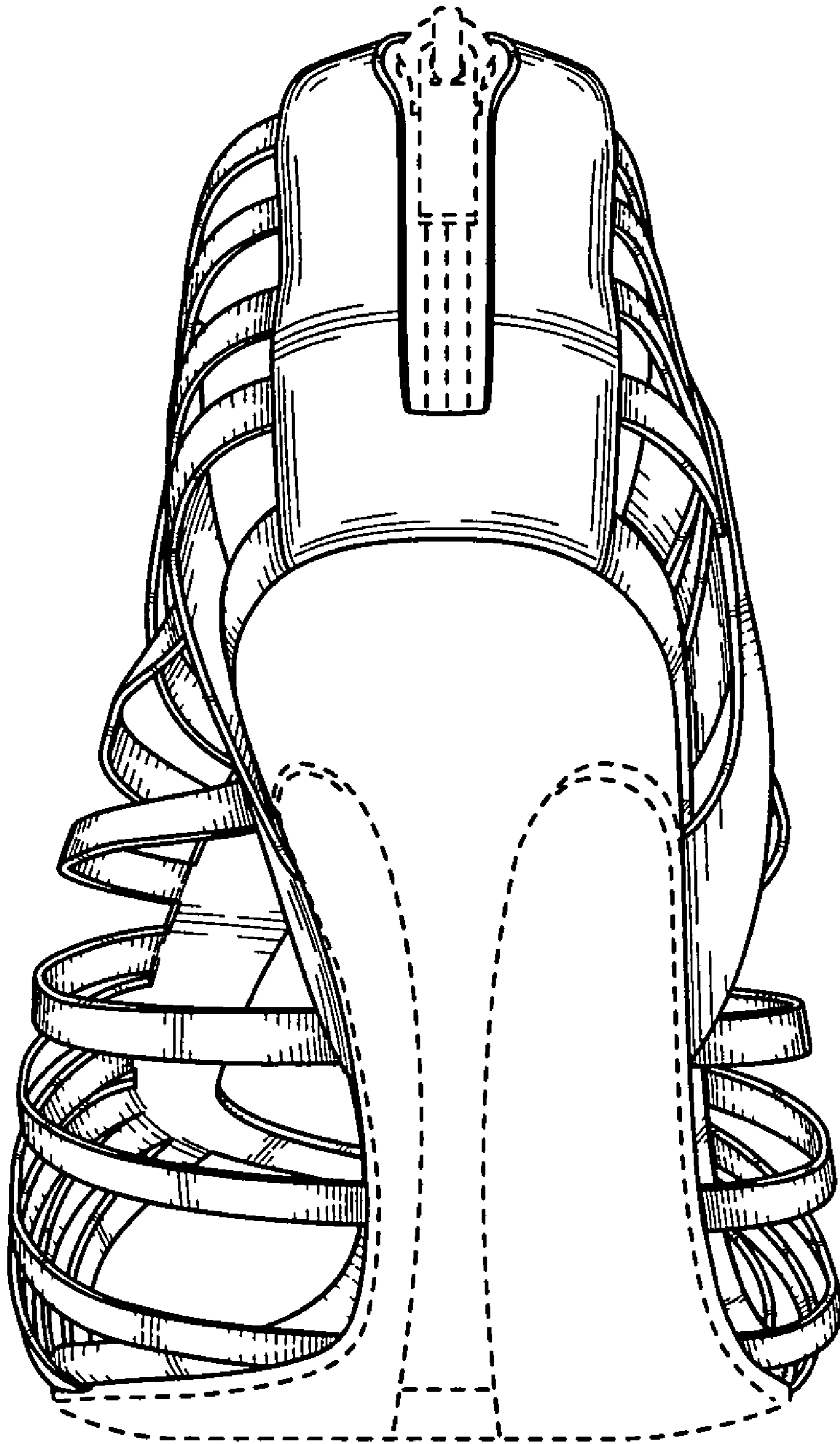


FIG. 5

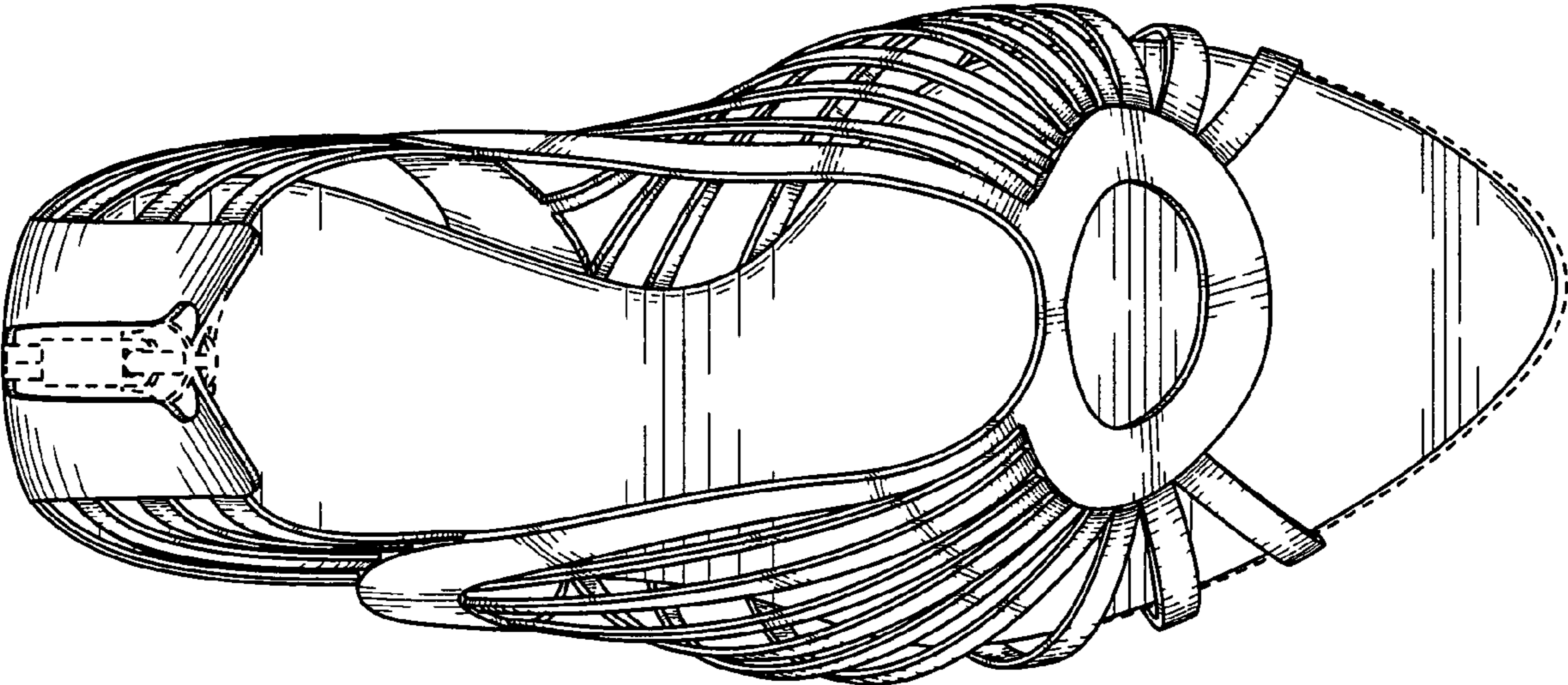


FIG. 6

UNITED STATES PATENT AND TRADEMARK OFFICE  
**CERTIFICATE OF CORRECTION**

PATENT NO. : D623,390 S  
APPLICATION NO. : 29/349330  
DATED : September 14, 2010  
INVENTOR(S) : Lawler

Page 1 of 8

It is certified that error appears in the above-identified patent and that said Letters Patent is hereby corrected as shown below:

*In the Drawings*

Title page, illustrative fig. 1 should be deleted and substitute therefore the attached title page consisting of illustrative fig. 1.

The drawing sheets 1-6 of 6 consisting of Fig(s) 1-6 should be deleted and substitute therefore the attached drawing sheets 1-6 of 6 consisting of Fig(s) 1-6.

Signed and Sealed this  
Third Day of May, 2011

A handwritten signature in black ink that reads "David J. Kappos". The signature is written in a cursive, slightly slanted style.

David J. Kappos  
*Director of the United States Patent and Trademark Office*



(12) **United States Design Patent**  
**Lawler**

(10) **Patent No.:** **US D623,390 S**  
(45) **Date of Patent:** **\*\* Sep. 14, 2010**

(54) **FOOTWEAR**  
(75) Inventor: **Daniel Lawler**, London (GB)  
(73) Assignee: **J. Choo Limited**, London (GB)  
(\*\*) Term: **14 Years**  
(21) Appl. No.: **29/349,330**  
(22) Filed: **Mar. 24, 2010**

D98,355 S \* 1/1936 Liberty ..... D2/934  
D102,225 S \* 12/1936 Erdos ..... D2/932  
D126,203 S \* 4/1941 Elkin ..... D2/932  
D130,856 S \* 12/1941 Sobel ..... D2/932  
D131,160 S \* 1/1942 Grossmann ..... D2/932  
D529,704 S \* 10/2006 Choi ..... D2/971  
D592,385 S \* 5/2009 Guers-Neyraud ..... D2/946

\* cited by examiner

*Primary Examiner*—Dominic Simone  
(74) *Attorney, Agent, or Firm*—Fross Zelnick Lehrman & Zissu, P.C.; Lawrence E. Apolzon, Esq.

**Related U.S. Application Data**

(62) Division of application No. 29/314,049, filed on Feb. 27, 2009, now Pat. No. Des. 615,287.

**Foreign Application Priority Data**

(30) Sep. 5, 2008 (EM) ..... 001000186-0018

(51) **LOC (9) Cl.** ..... **02-99**

(52) **U.S. Cl.** ..... **D2/971**

(58) **Field of Classification Search** ..... D2/896,  
D2/916-918, 925-942, 946, 969, 971; 36/1,  
36/83, 8.3, 45-58, 11.5

See application file for complete search history.

(56) **References Cited**

**U.S. PATENT DOCUMENTS**

D92,368 S \* 5/1934 Perugia ..... D2/935  
D94,220 S \* 1/1935 Kavkewitz ..... D2/935  
D96,843 S \* 9/1935 La Valle ..... D2/931  
D97,667 S \* 12/1935 Buraglia ..... D2/934

(57) **CLAIM**

The ornamental design for footwear, as shown and described.

**DESCRIPTION**

FIG. 1 is a front perspective view of a shoe showing my footwear design;

FIG. 2 is a left side view of the footwear shown in FIG. 1;

FIG. 3 is a right side view of the footwear shown in FIG. 1,

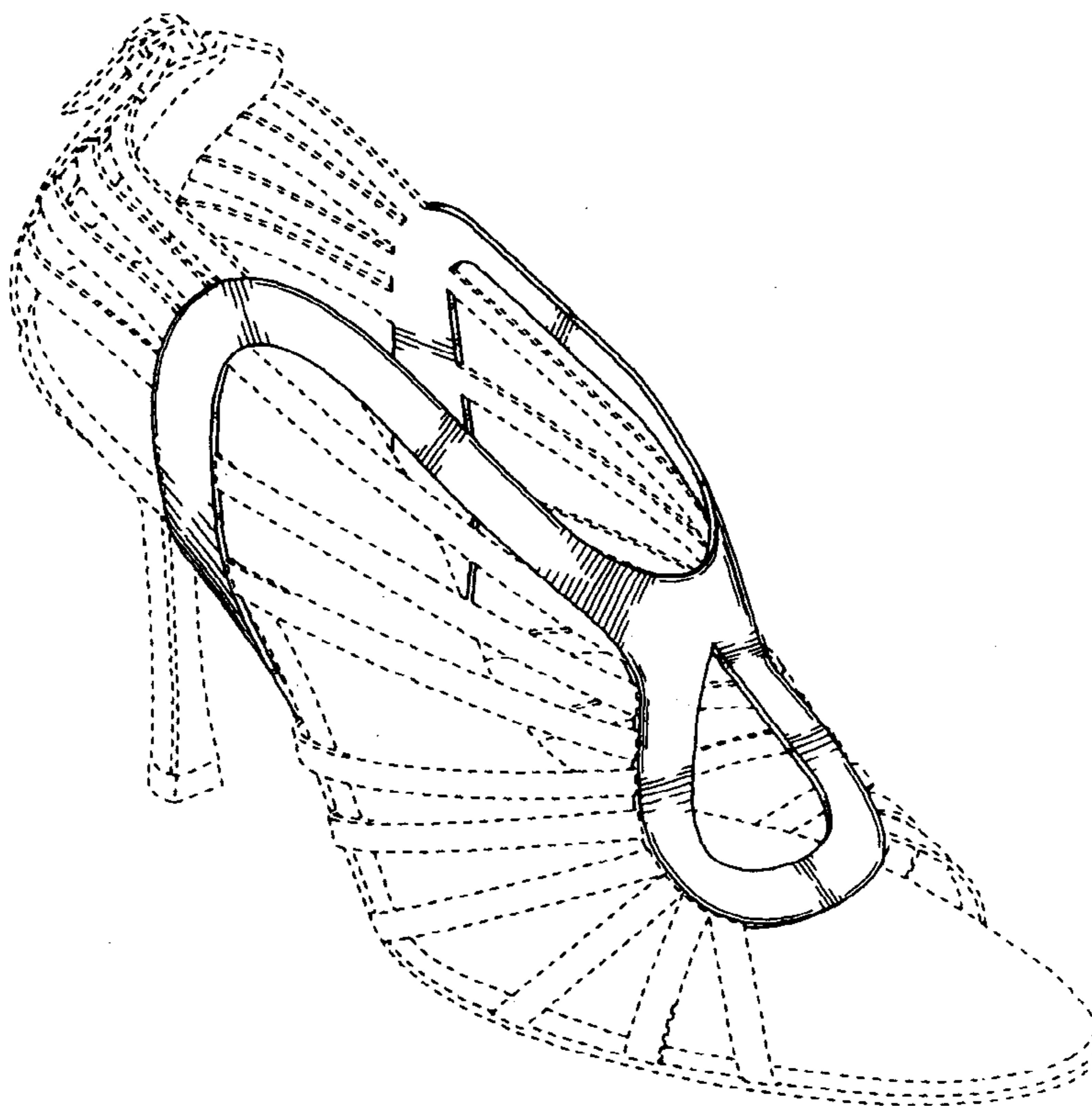
FIG. 4 is a front view of the footwear shown in FIG. 1;

FIG. 5 is a rear view of the footwear shown in FIG. 1; and,

FIG. 6 is a top view of the footwear shown in FIG. 1.

The broken line showing of the sole, heel, heel cap, zipper, zipper pull, portions of the straps, rear portion of the shoe, and footbed is for illustrative purposes only and forms no part of the claimed design.

**1 Claim, 6 Drawing Sheets**



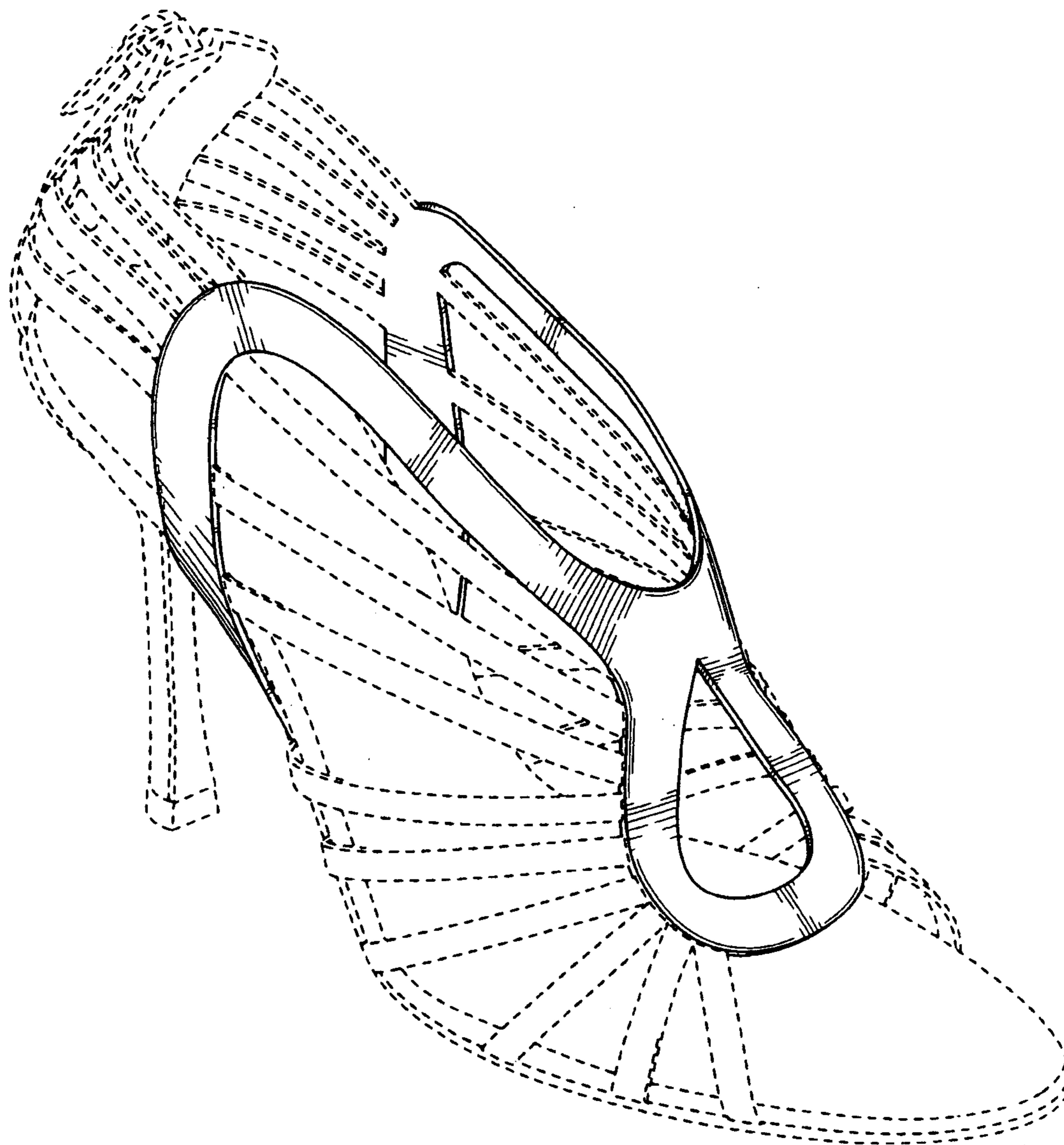


FIG. 1

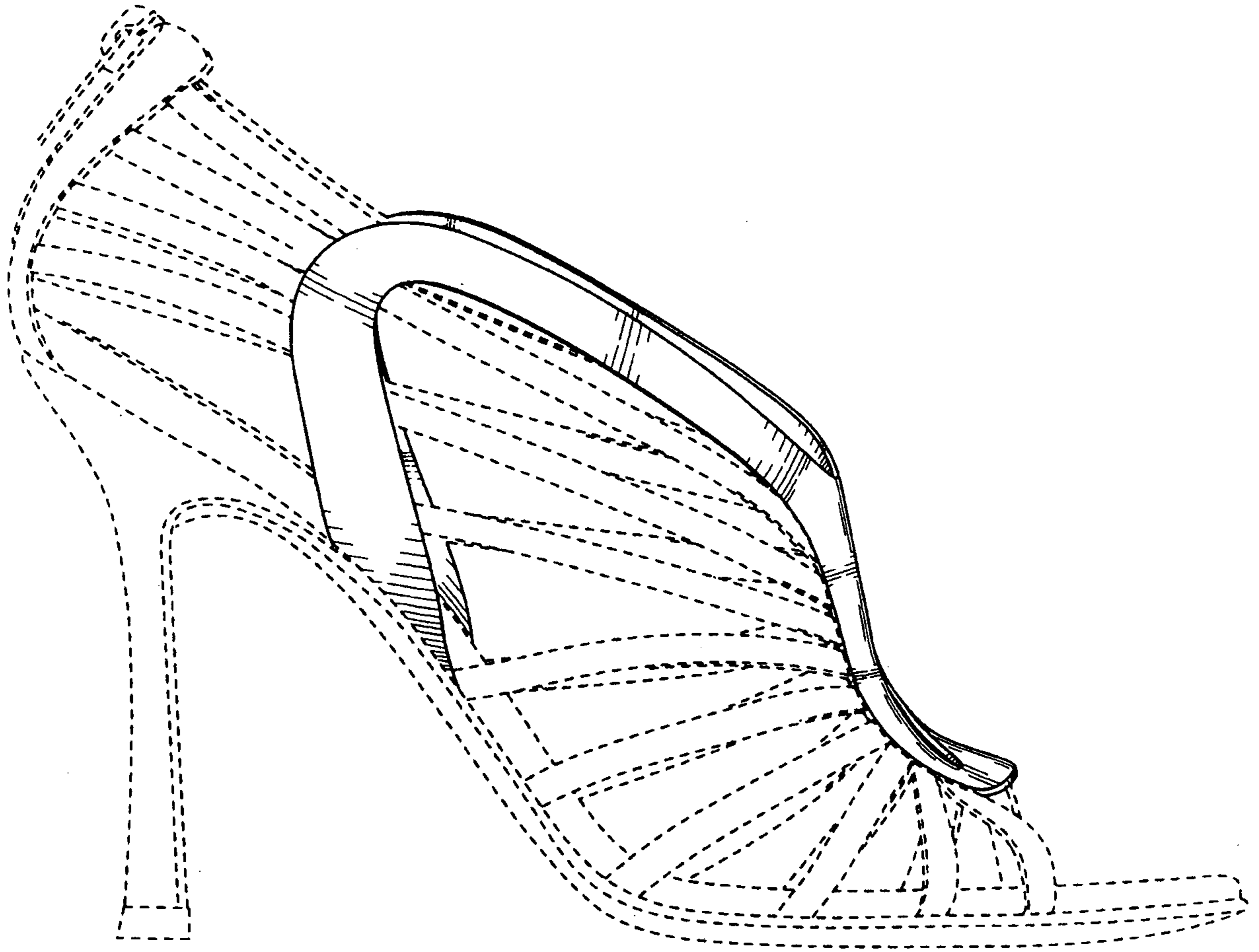


FIG. 2

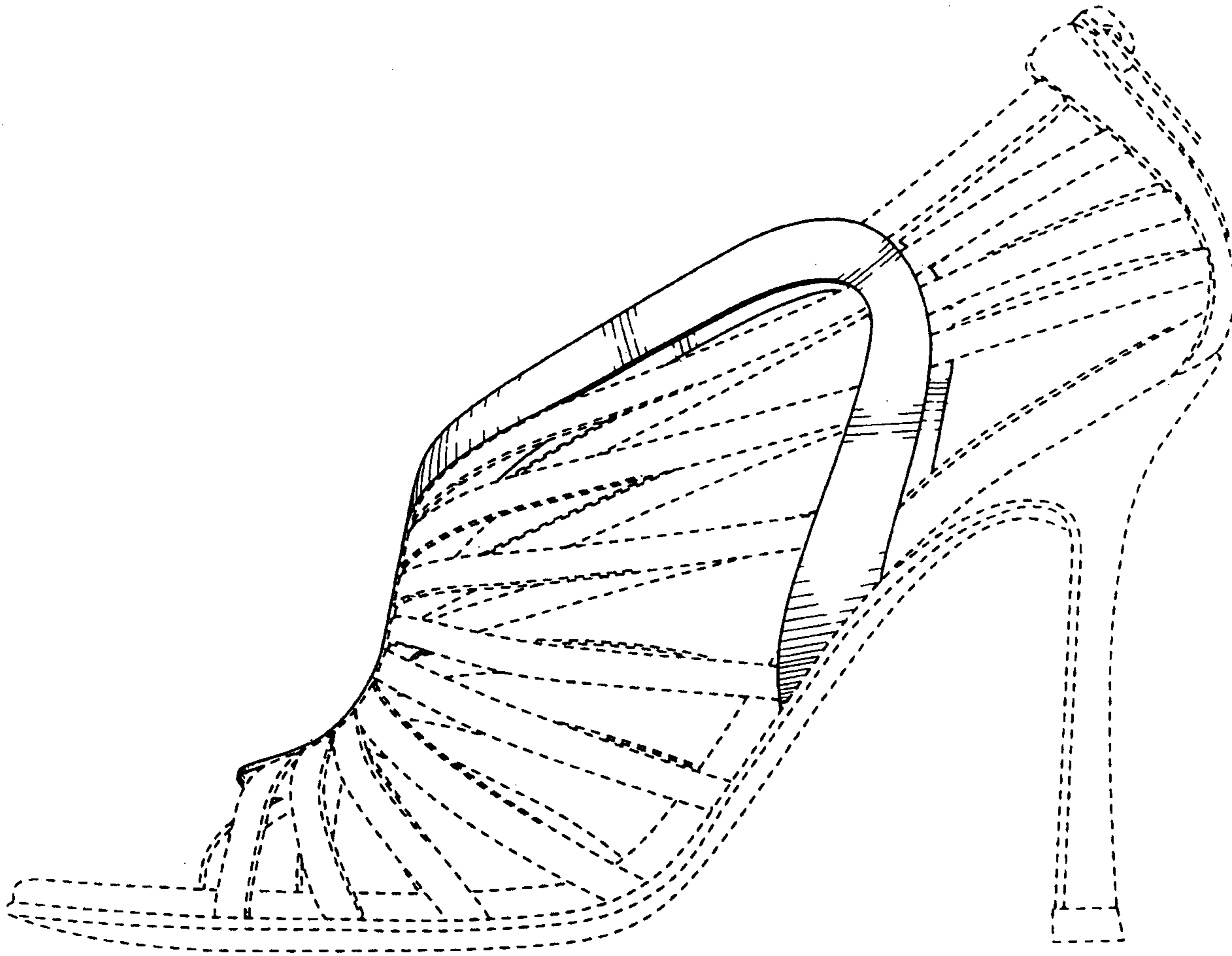


FIG. 3

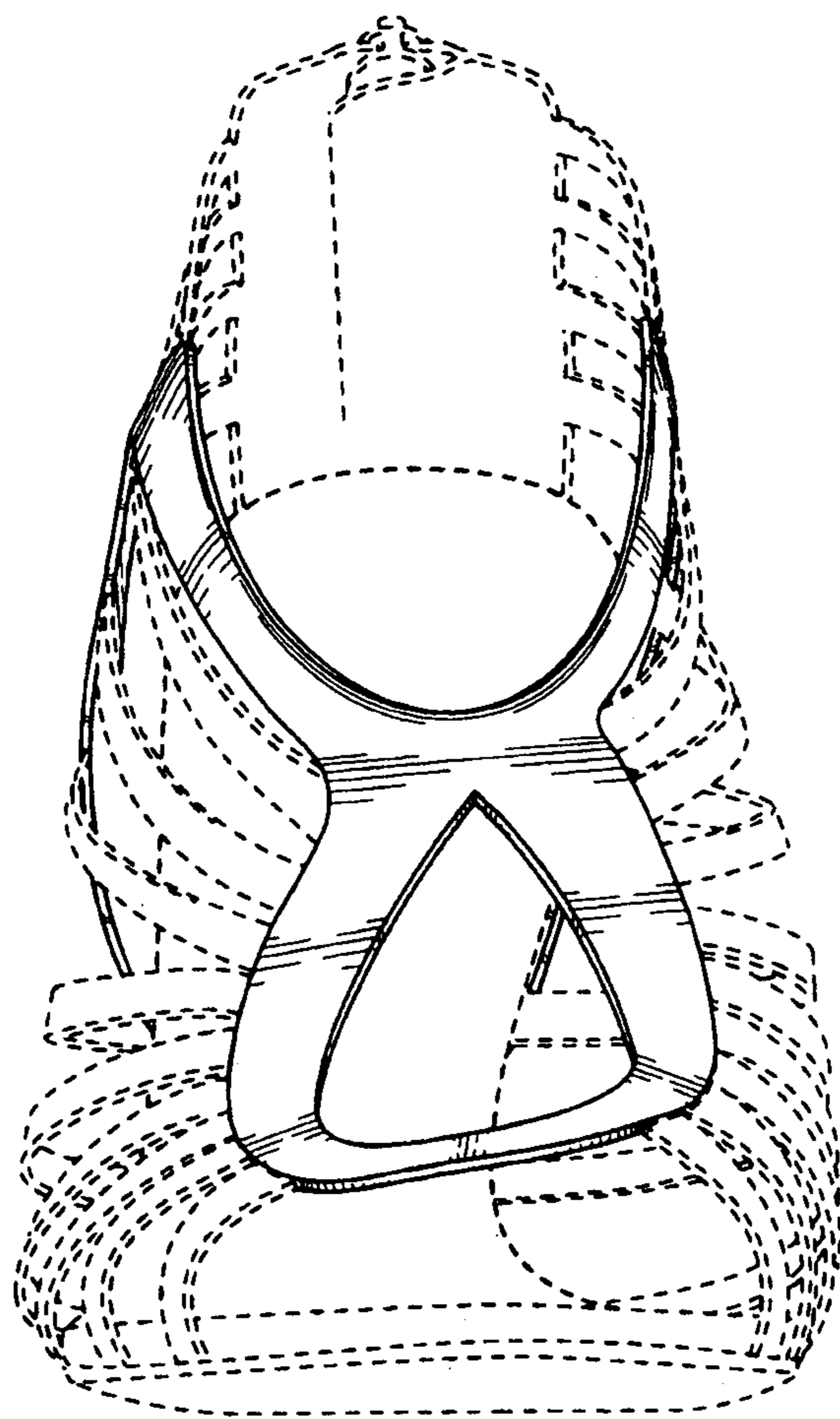


FIG. 4

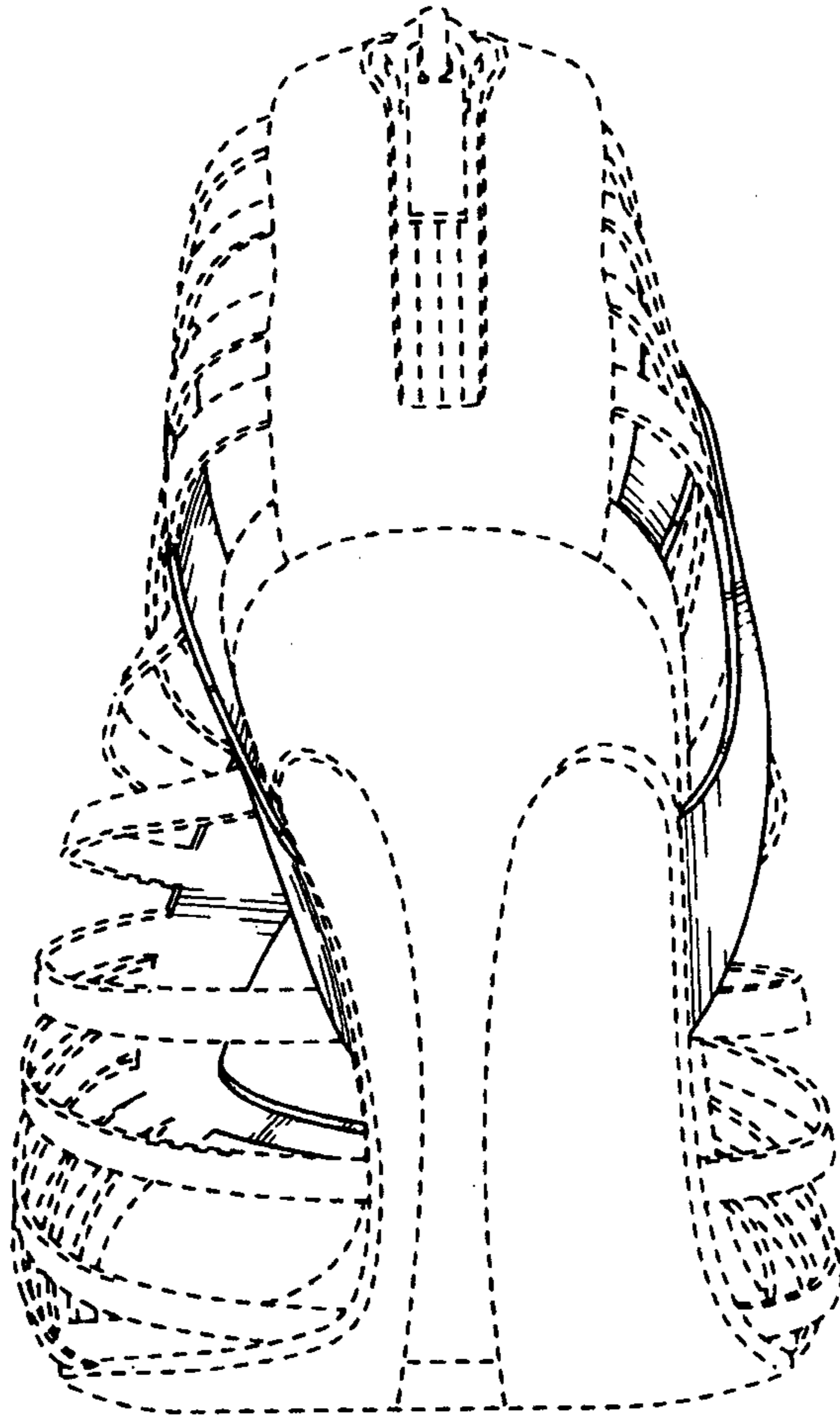


FIG. 5

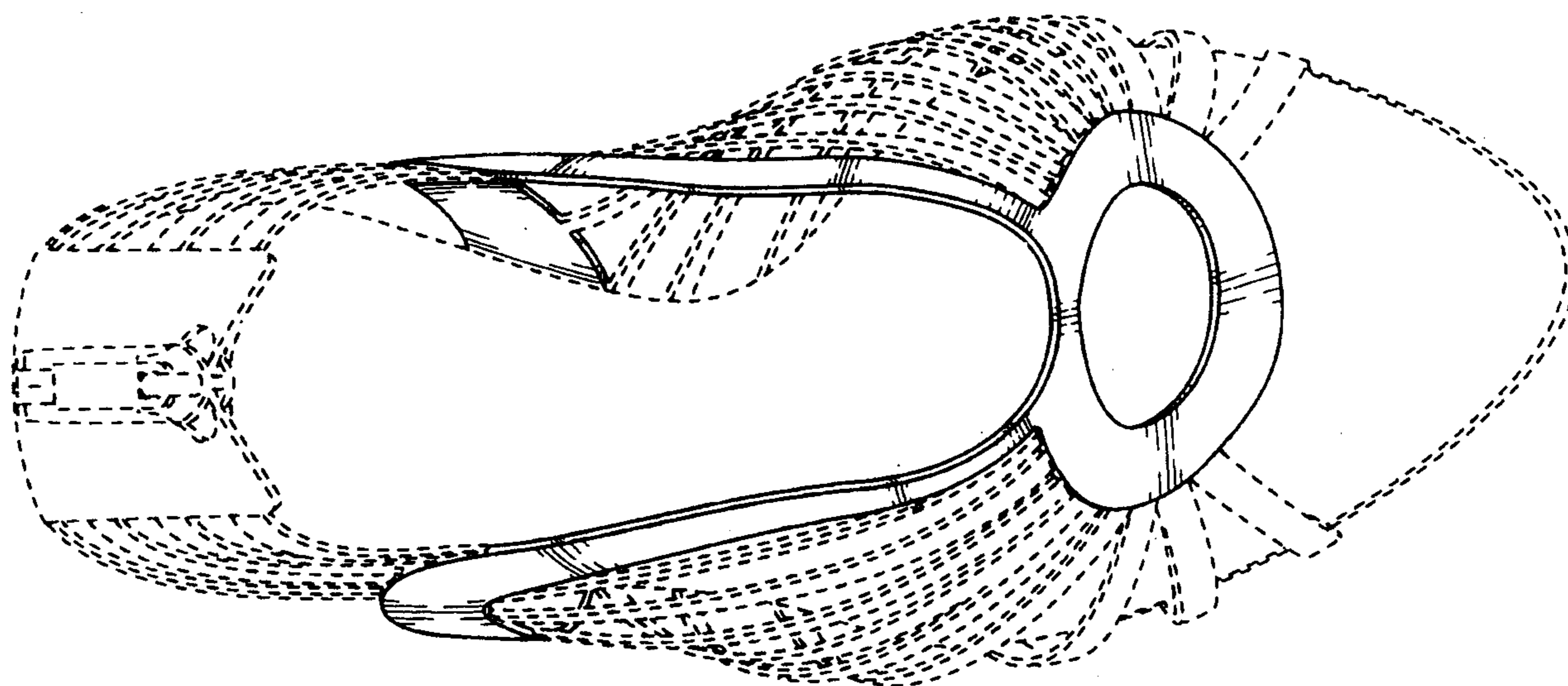


FIG. 6