

US00D623388S

(12) **United States Design Patent**  
**Nelson**

(10) **Patent No.:** **US D623,388 S**

(45) **Date of Patent:** **\*\* Sep. 14, 2010**

(54) **SHOE UPPER**

(75) Inventor: **Craig Nelson**, Torrance, CA (US)

(73) Assignee: **Skechers U.S.A., Inc. II**, Manhattan Beach, CA (US)

(\*\*) Term: **14 Years**

(21) Appl. No.: **29/357,335**

(22) Filed: **Mar. 10, 2010**

(51) **LOC (9) Cl.** ..... **02-99**

(52) **U.S. Cl.** ..... **D2/969**

(58) **Field of Classification Search** ..... D2/896,  
D2/902, 906-912, 943, 944, 969, 972-974;  
36/45-49, 50.1, 77 M, 77 R, 83, 88, 113,  
36/114, 126-131

See application file for complete search history.

(56) **References Cited**

**U.S. PATENT DOCUMENTS**

|              |         |                   |       |        |
|--------------|---------|-------------------|-------|--------|
| D296,610 S * | 7/1988  | Brown et al.      | ..... | D2/969 |
| D330,626 S   | 11/1992 | McDonald et al.   |       |        |
| D332,522 S   | 1/1993  | Hatfield et al.   |       |        |
| D337,872 S   | 8/1993  | Bevier            |       |        |
| D388,599 S * | 1/1998  | Gray              | ..... | D2/972 |
| D395,943 S * | 7/1998  | Hewett et al.     | ..... | D2/969 |
| D396,142 S * | 7/1998  | Teague            | ..... | D2/972 |
| D398,755 S * | 9/1998  | Gray              | ..... | D2/972 |
| D418,669 S   | 1/2000  | Coyne             |       |        |
| D432,294 S   | 10/2000 | Wilson            |       |        |
| D497,709 S * | 11/2004 | Henderson         | ..... | D2/972 |
| D497,711 S * | 11/2004 | Wozniak           | ..... | D2/972 |
| D505,252 S * | 5/2005  | Belley et al.     | ..... | D2/969 |
| D514,799 S * | 2/2006  | Link              | ..... | D2/972 |
| D518,285 S   | 4/2006  | Schoenborn et al. |       |        |

|              |         |               |       |        |
|--------------|---------|---------------|-------|--------|
| D520,732 S   | 5/2006  | Mitani et al. |       |        |
| D528,282 S * | 9/2006  | Lee           | ..... | D2/972 |
| D529,706 S   | 10/2006 | Paz           |       |        |
| D535,812 S   | 1/2007  | Matis et al.  |       |        |
| D541,020 S   | 4/2007  | McClaskie     |       |        |
| D542,522 S   | 5/2007  | Fujita et al. |       |        |
| D546,535 S * | 7/2007  | Belley et al. | ..... | D2/969 |
| D548,447 S * | 8/2007  | Morris        | ..... | D2/972 |
| D553,846 S   | 10/2007 | Kayano et al. |       |        |
| D554,845 S * | 11/2007 | Caine         | ..... | D2/972 |
| D556,438 S * | 12/2007 | Maderspach    | ..... | D2/972 |
| D578,292 S * | 10/2008 | Horne et al.  | ..... | D2/969 |
| D592,383 S   | 5/2009  | Wawrousek     |       |        |
| D610,342 S * | 2/2010  | Petrie        | ..... | D2/972 |

\* cited by examiner

*Primary Examiner*—Dominic Simone

(74) *Attorney, Agent, or Firm*—Marvin H. Kleinberg;  
Marshall A. Lerner; Kleinberg & Lerner, LLP

(57) **CLAIM**

The ornamental design for a shoe upper, as shown and described.

**DESCRIPTION**

FIG. 1 is a perspective view of a shoe upper in accordance with my new design.

FIG. 2 is a left side view thereof;

FIG. 3 is a right side view thereof;

FIG. 4 is a top plan view thereof;

FIG. 5 is a rear elevation view thereof; and,

FIG. 6 is a front elevation view thereof.

Broken lines in the figures are for illustrative purposes only and form no part of the claimed invention.

**1 Claim, 5 Drawing Sheets**

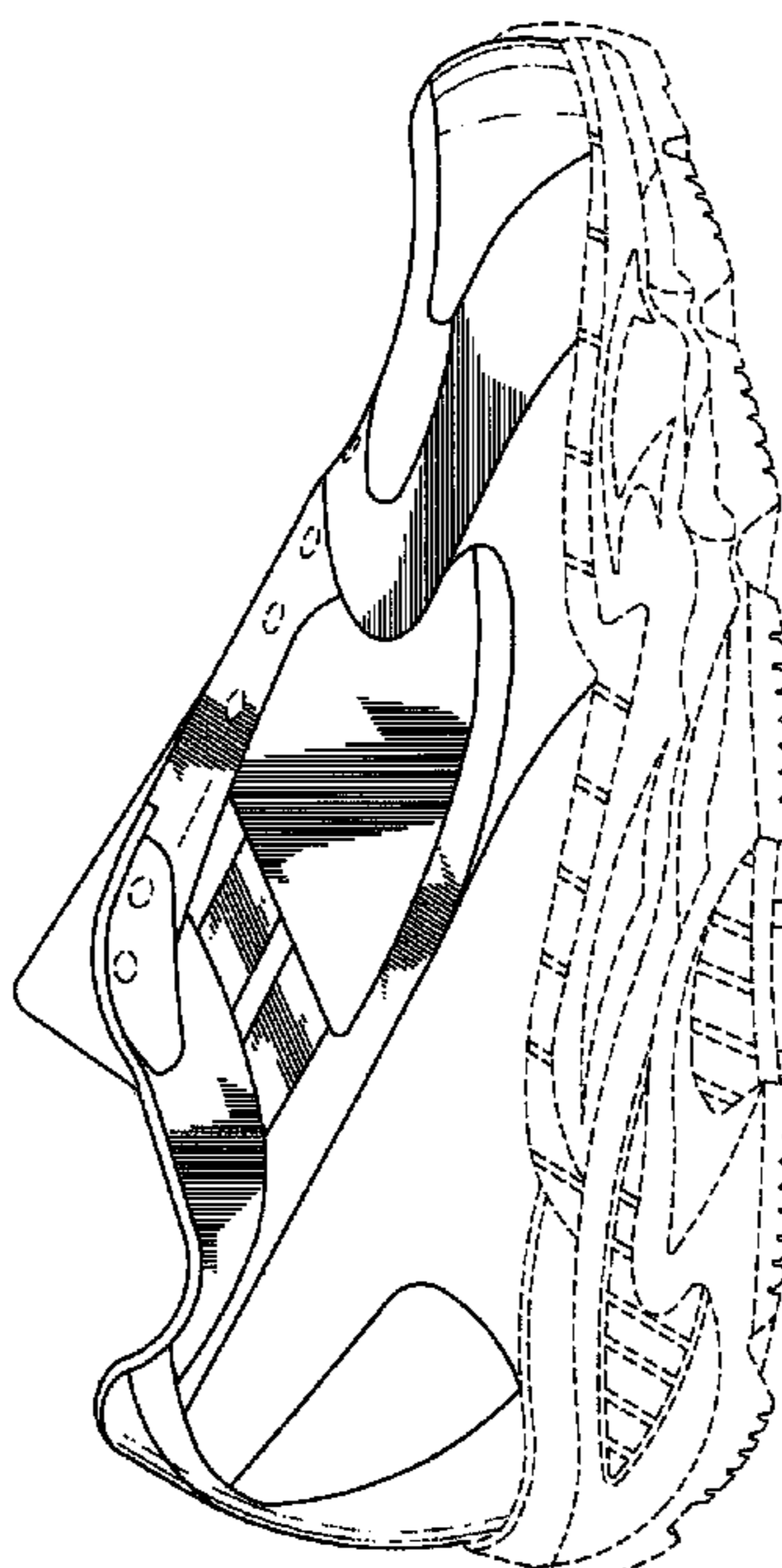


FIG. 1

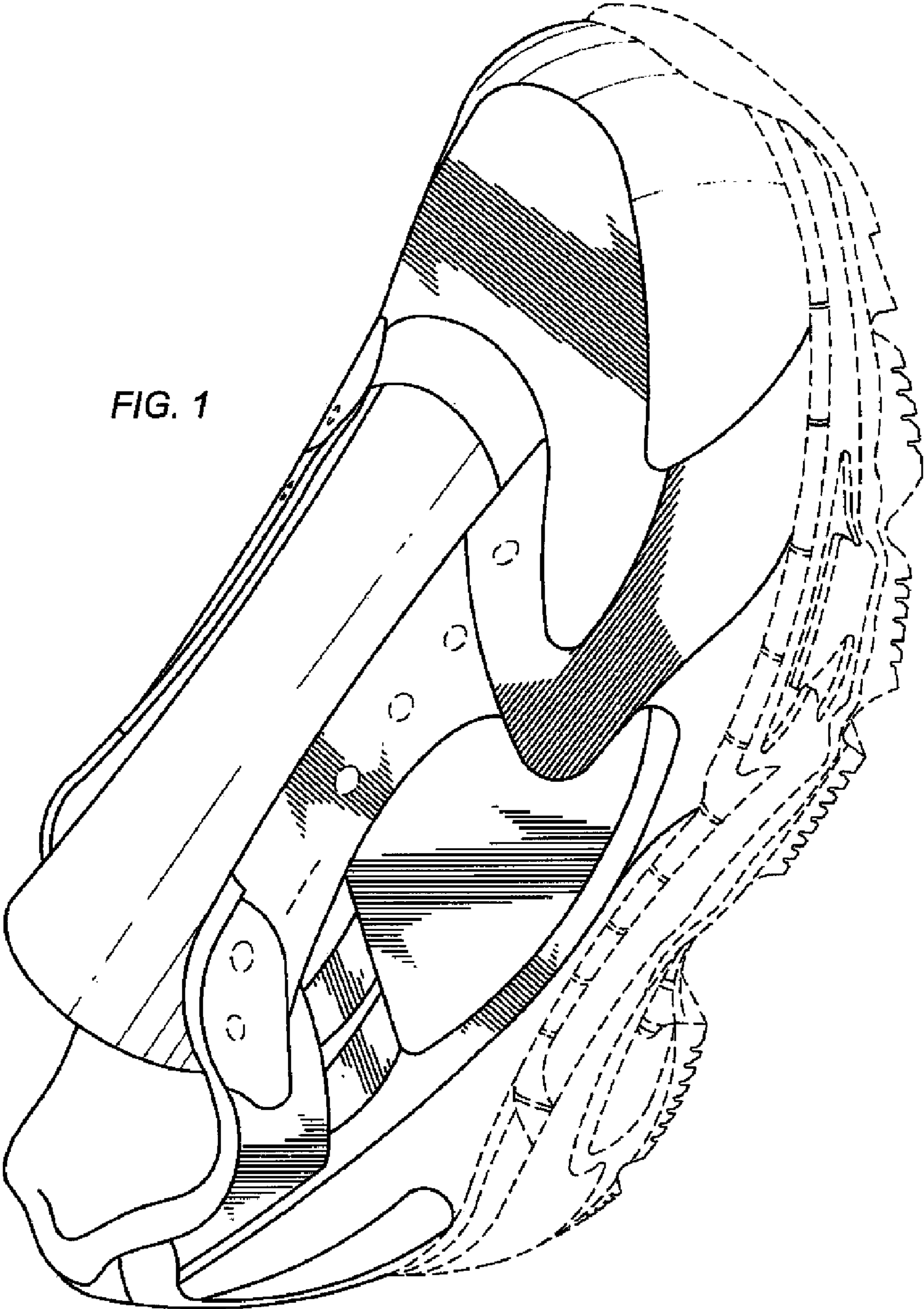
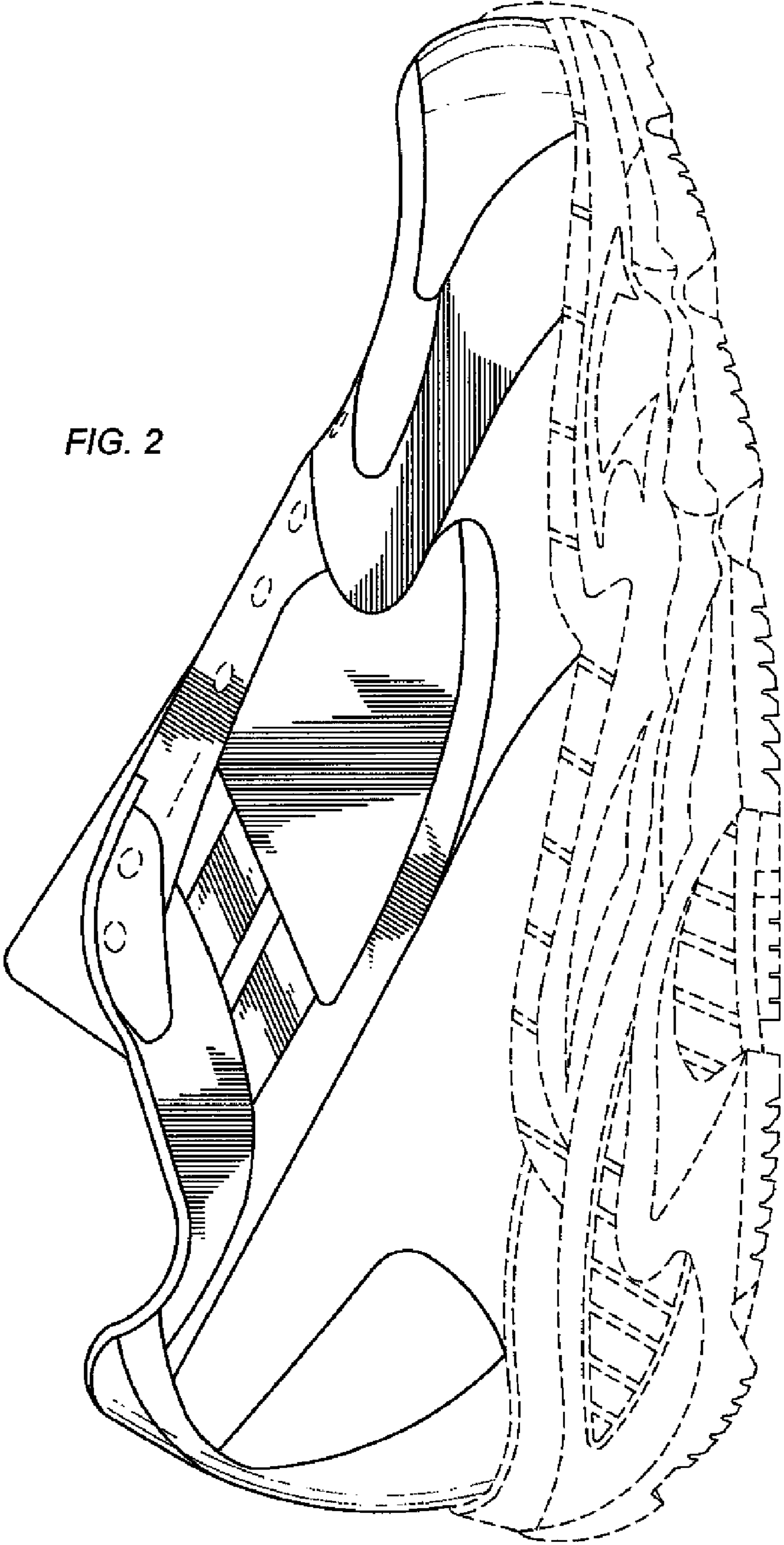


FIG. 2



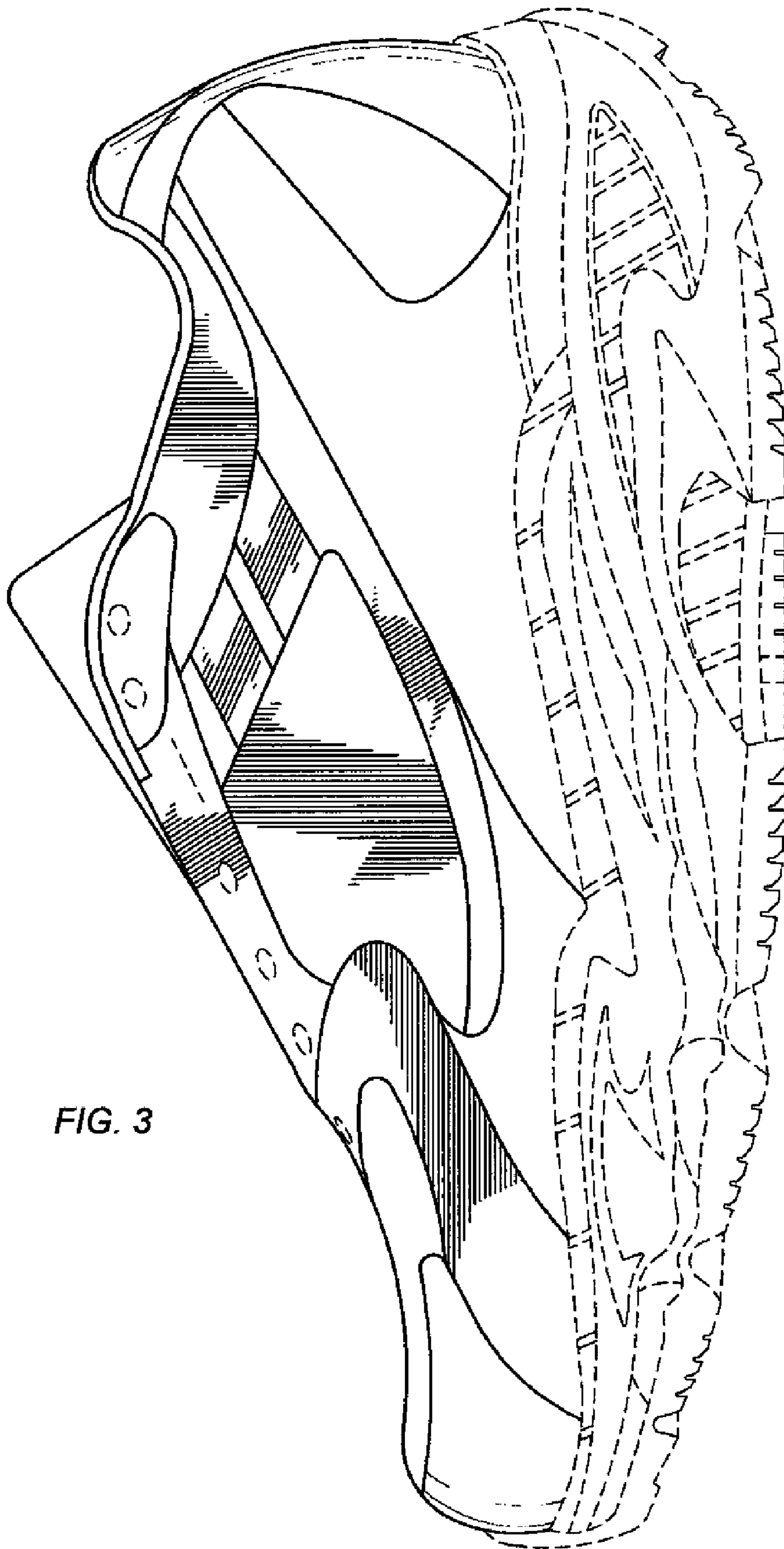


FIG. 3

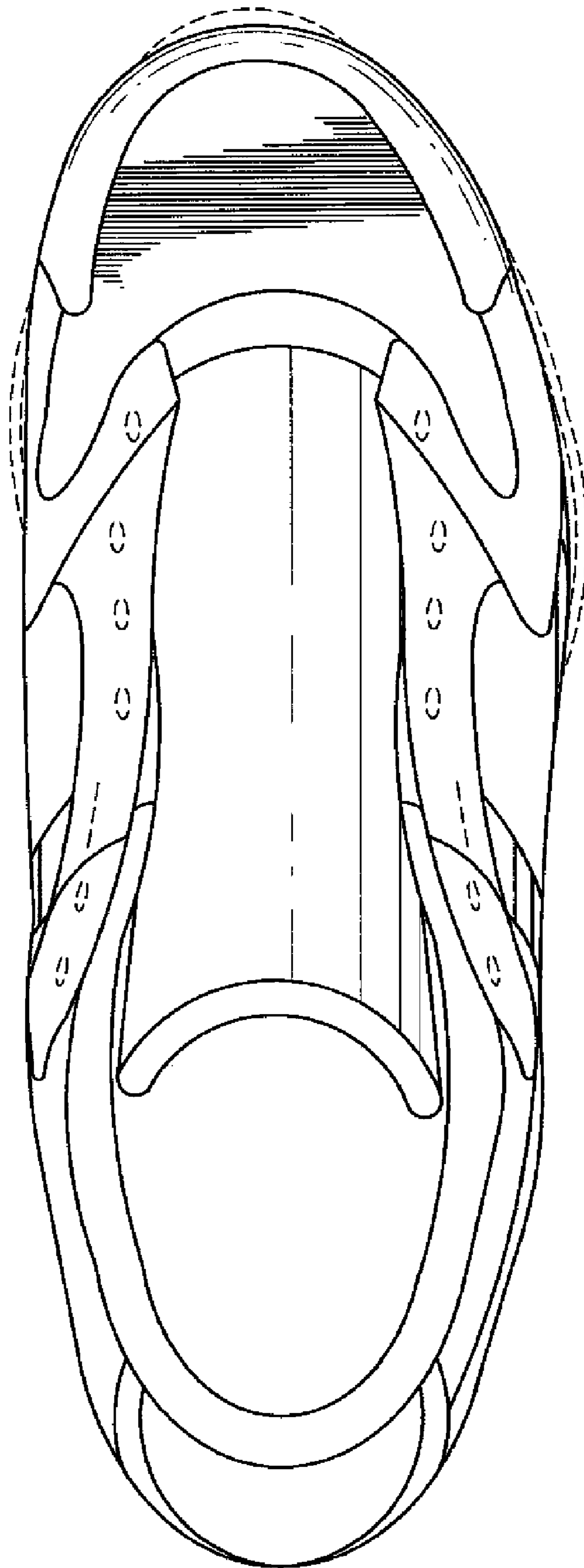


FIG. 4

FIG. 6

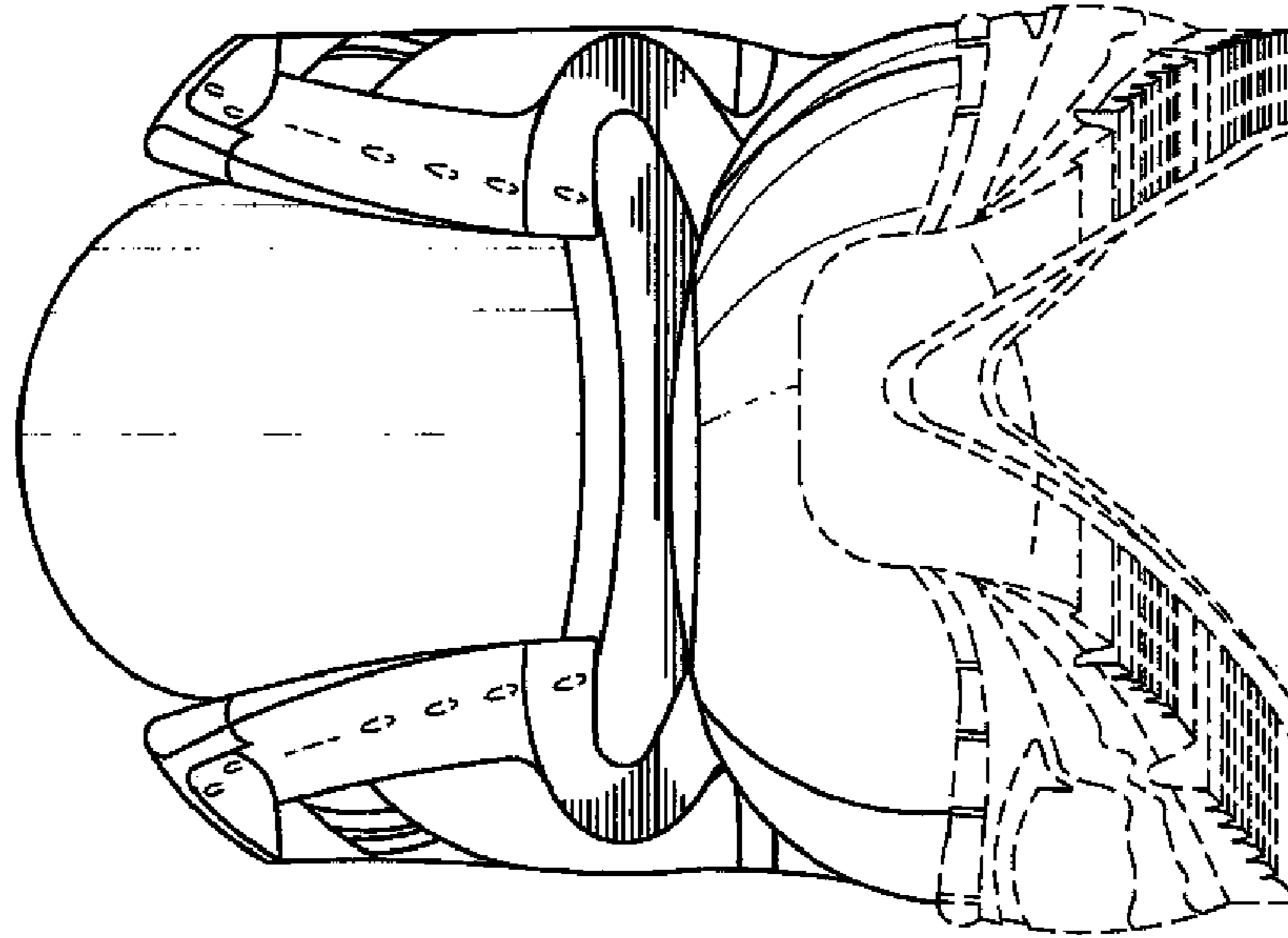


FIG. 5

