



US00D623371S

(12) **United States Design Patent**  
**Li**

(10) **Patent No.:** **US D623,371 S**

(45) **Date of Patent:** **\*\* \*Sep. 7, 2010**

(54) **SPONGE**

(75) Inventor: **Quan Li**, Queens, NY (US)

(73) Assignee: **Casabella Holdings, LLC**, Congers, NY (US)

(\*) Notice: This patent is subject to a terminal disclaimer.

(\*\*) Term: **14 Years**

(21) Appl. No.: **29/315,610**

(22) Filed: **Jul. 8, 2009**

(51) **LOC (9) Cl.** ..... **04-01**

(52) **U.S. Cl.** ..... **D32/40**

(58) **Field of Classification Search** ..... D32/40-46,  
D32/66; 15/245, 121, 244.1-244.4, 208,  
15/209

See application file for complete search history.

(56) **References Cited**

**U.S. PATENT DOCUMENTS**

2,298,001 A \* 10/1942 Fay ..... 38/137

D554,309 S \* 10/2007 Wolk et al. .... D32/40

D571,514 S \* 6/2008 Messinger et al. .... D32/40

D578,717 S \* 10/2008 Trueheart ..... D32/40

D589,665 S \* 3/2009 Kwapis ..... D32/40

D590,555 S \* 4/2009 Dunshee et al. .... D32/40

\* cited by examiner

*Primary Examiner*—Robin V Webster

(74) *Attorney, Agent, or Firm*—Curtis, Mallet-Prevost, Colt & Mosle, LLP

(57) **CLAIM**

The ornamental design for the sponge, as shown and described.

**DESCRIPTION**

FIG. 1 is a front perspective view of the new ornamental sponge of the present invention.

FIG. 2 is a front view thereof.

FIG. 3 is a rear view thereof.


FIG. 4 is a right side view thereof.

FIG. 5 is a left side view thereof.

FIG. 6 is a top view thereof; and,

FIG. 7 is a bottom view thereof.

**1 Claim, 7 Drawing Sheets**






FIG. 1




FIG. 2

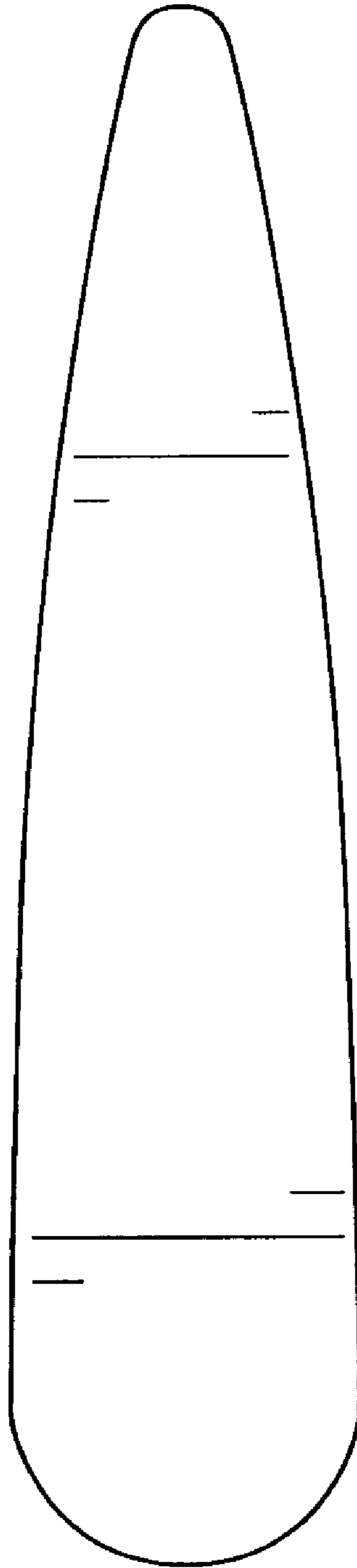


FIG. 3




FIG. 4



FIG. 5



FIG. 6




FIG. 7